

Product datasheet for **MG226737**

Ar (NM_013476) Mouse Tagged ORF Clone

Product data:

Product Type:	Expression Plasmids
Product Name:	Ar (NM_013476) Mouse Tagged ORF Clone
Tag:	TurboGFP
Symbol:	Ar
Synonyms:	AW320017; Tfm
Mammalian Cell Selection:	Neomycin
Vector:	pCMV6-AC-GFP (PS100010)
E. coli Selection:	Ampicillin (100 ug/mL)



[View online »](#)

ORF Nucleotide Sequence:

>MG226737 representing NM_013476
 Red=Cloning site Blue=ORF Green=Tags(s)

TTTTGTAATACGACTCACTATAGGGCGGCCGGGAATTCGTCGACTGGATCCGGTACCGAGGAGATCTGCC
 GCC**GCGATCGCC**

ATGGAGGTGCAGTTAGGGCTGGGAAGGGTCTACCCACGGCCCCATCCAAGACCTATCGAGGAGCGTTCC
 AGAATCTGTTCCAGAGCGTGCAGGAAAGCGATCCAGAACCAGGGCCAGGCACCCAGGCGCTAACAT
 AGCACCTCCCGGCGCTGTTTACAGCAGAGGCAGGAGACTAGCCCCGGCGGCGGCGGCAGCAGCAC
 ACTGAGGATGGTTCTCTCAAGCCACATCAGAGGCCACAGGCTACCTGGCCCTGGAGGAGGAACAGC
 AGCCTTACAGCAGCAGGAGCCTCCGAGGGCCACCTGAGAGCAGCTGCCTCCCGAGCCTGGGGCGGC
 CACCGCTCTGGCAAGGGGCTGCCGAGCAGCCACCAGCTCTCCAGATCAGGATGACTCAGCTGCCCA
 TCCACGTTGTCCCTGCTGGGCCCACTTCCAGGCTTAAGCAGCTGCTCCGCCGACATTAAGACATTT
 TGAACGAGGCCGGCACCATGCAACTTCTCAGCAGCAGCAACAACAGCAGCAGCACAACAGCAGCACA
 ACAGCACAACAGCAGCAGGAGTAATCTCCGAAGGCAGCAGCGCAAGAGCCAGGGAGGCCACGGGGCT
 CCCTCTTCTCCAAGGATAGTTACCTAGGGGGCAATTAACCATATCTGACAGTGCCAAGGAGTTGTGTA
 AAGCAGTGTCTGTGCCATGGGATTGGGTGGAAGCATTGGAACATCTGAGTCCAGGGGAACAGCTTCG
 GGGAGACTGCATGACCGCTCGCTCTGGGAGGTCCACCCCGGTCGCTCCCACTCCTTGTGCGCCGCTG
 CCCGAATGCAAAGGTTCTCCCTGGACGAAGGCCAGGCAAAAGCACTGAAGAGACTGCTGAGTATTCTT
 CTTTCAAGGGAGGTTACGCCAAGGATTGGAAGGTGAGAGCTTGGGGTCTTGGCAGCAGTGAAGCAGG
 TAGCTCTGGGACACTTGAGATCCCGTCTCTGTCTGTATAAATCTGGAGCACTAGACGAGGCGACA
 GCATACCAGAATCGGACTACTACAATTTCCGCTGGCTGTGTCGGGGCCCGCACCCCCGCCCTA
 CCCATCCACAGCCCGTATCAAGCTGGAGAACCATTGGACTACGGCAGCGCTGGGCTGGCGGCGCAGC
 GCAATGCCGCTATGGGGACTTGGGTAGTCTACATGGAGGGAGTGTAGCCGGGCCAGCACTGGATCGCCC
 CCAGCCACCCTCTTCTTCTGGCATACTCTTTCACAGCTGAAGAAGGCCAATTATATGGGCCAGGAG
 GCGGGGGCGCAGCAGCAGCCAAAGCGATGCCGGGCTGTAGCCCCATGGCTACACTCGGCCCCCTCA
 GGGGCTGACAAGCCAGGAGAGTGACTACTCTGCCTCCGAAGTGTGGTATCCTGGTGGAGTTGTGAACAGA
 GTACCCTATCCCAGTCCCAATTGTGTCAAAGTGAATGGGACCTTGGATGGAGAATACTCCGGACCTT
 ATGGGGACATGCGTTTGGACAGTACCAGGGACCATGTTTTACCCATCGACTATTACTTTCCACCCAGAA
 GACCTGCCTGATCTGTGGAGATGAAGCTTCTGGCTGCTACTACGGAGCTCTCACTTGTGGCAGTGAAG
 GTCTTCTTCAAAGAGCCGCTGAAGGAAACAGAAGTATCTATGTGCCAGCAGAAACGATTGTACCATTG
 ATAAATTTCCGAGGAAAAATTGCCATCTTGTCTGCTCCGGAAATGTTATGAAGCAGGGATGACTCTGGG
 AGCTCGTAAGCTGAAGAACTTGGAAATCTAAACTACAGGAGGAAGGAGAAAACTCCAATGCTGGCAGC
 CCCACTGAGGACCATCCAGAAGATGACTGTATCACACATTGAAGGCTATGAATGTCAGCCTATCTTTC
 TTAACGTCCTGGAAGCCATTGAGCCAGGAGTGGTGTGTCGGGACATGACAACAACCAACAGATTCCCTT
 TGCTGCCTTGTATCTAGCCTCAATGAGCTTGGAGAGAGGCAGCTTGTGCATGTGGTCAAGTGGGCCAAG
 GCCTTGCCTGGCTCCGCAACTGCAATGTGGATGACCAGATGGCGGTCAATCAGTATTCTGGATGGGAC
 TGATGGTATTTGCCATGGGTTGGCGTCTTCACTAATGTCAACTCCAGGATGCTCTACTTTGCACCTGA
 CTTGGTTTTCAATGAGTACCGCATGCACAAGTCTCGGATGTACAGCCAGTGTGTGAGGATGAGGCACCTG
 TCTCAAGAGTTTGGATGGCTCAAATAACCCCCAGGAATTCCTGTGCATGAAAGCACTGCTGCTTCA
 GCATTATTCAGTGGATGGGCTGAAAAATCAAAAATCTTTGATGAACTTGAATGAACTACATCAAGGA
 ACTCGATCGCATATTGCATGAAAAGAAAGAATCCCACATCCTGCTCAAGGCGCTTCTACCAGCTCACC
 AAGCTCCTGGATTCTGTGCAGCCTATTGCAAGAGAGCTGCATCAGTTCACCTTTTACCTGCTAATCAAGT
 CCCATATGGTGGAGCTGGACTTCTGAAATGATGGCAGAGATCATCTGTGCAAGTGCCAAGATCCT
 TTCTGGGAAAGTCAAGCCATCTATTTCCACACACAG

AG**CGGACCG**ACGCGTACGCGGCCGCTCGAG - GFP Tag - GTTTAA

Protein Sequence: >MG226737 representing NM_013476
 Red=Cloning site Green=Tags(s)

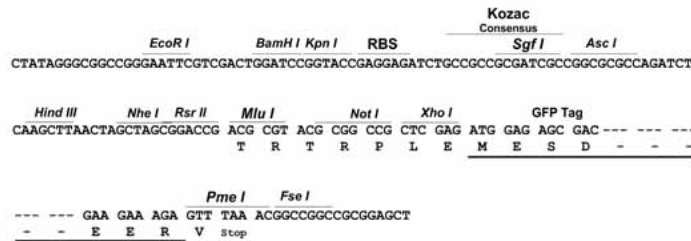
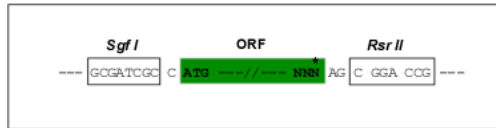
MEVQLGLGRVYRPPPSKTYRGAFQNLFQSVREAIQNPGRHPEAANIAPPGACLQQRQETSPRRRRRQQH
 TEDGSPQAHIRGPTGYLALEEEQPSQQQAASEGHPESSCLPEPGAATAPGKGLPQQPPAPPDQDDSAAP
 STL SLLGPTFPGLSSCSADIKDILNEAGTMQLLQQQQQQHQQHQQHQQQVEVISEGSSARAREATGA
 PSSSKDSYLGNGSTISDSAKELCKAVSVSMGLGVEALEHLSPGEQLRGDCMYASLLGGPPAVRPTPCAPL
 PECKGLPLDEGPKSTEETAEYSSFKGGYAKLEGESESLGCSGSSEAGSSGTLEIPSSL SLYKSGALDEAA
 AYQNRDYYNPLALSGPPHPPPHPHARIKLENPLDYGSAAAAAQCRYGDLGSLHGGSVAGPSTGSP
 PATTSSSWHTLFTAEEGQLYGPGGGGGSSPSDAGPVAPYGYTRPPQGLTSQESDYSASEVWYPPGGVNR
 VPYPSPNCVKSEMGPWMENYSGPYGDMRLDSTRDHVLPIDYFFPPQKTCLICGDEASGCHYGALTCGSK
 VFFKRAAEGKQKYL CASRNDCTIDKFRKNCPSRLRKC YEAGMTLGARKLKKLGNLKLQEEGENSAGS
 PTEDPSQKMTVSHIEGYEQPIFLNVLEAIEPGVVCAGHDNNQPDFSFAALLSSLNELGERQLVHVVKWAK
 ALPGFRNLHVDDQMAVIQYSWMGLMVFAMGWSFTNVNSRMLYFAPDLVFNEYRMHKSRMYSQCVMRHL
 SQEFGWLQITPQEF LCMKALLLFSIIPVDGLKNQKFFDEL RMNYIKELDR I IACKRKNPTSCSRRFYQLT
 KLLDSVQPIARELHQFTFDLLIKSHMVSVDPFEMMAEIIISVQVPKILSGKVKPIYFHTQ

SGPTRRRLE - GFP Tag - V

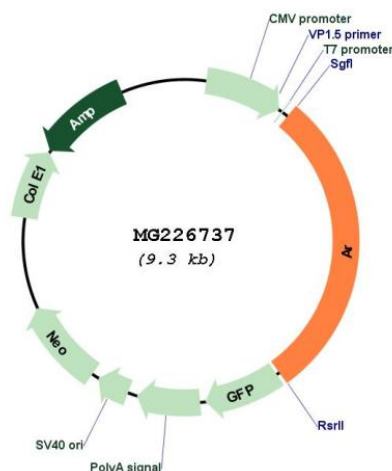
Restriction Sites: SgfI-RsrII

Cloning Scheme:

Cloning sites used for ORF Shuttling:



Plasmid Map:



ACCN: NM_013476

ORF Size: 2697 bp

OTI Disclaimer: The molecular sequence of this clone aligns with the gene accession number as a point of reference only. However, individual transcript sequences of the same gene can differ through naturally occurring variations (e.g. polymorphisms), each with its own valid existence. This clone is substantially in agreement with the reference, but a complete review of all prevailing variants is recommended prior to use. [More info](#)

OTI Annotation: This clone was engineered to express the complete ORF with an expression tag. Expression varies depending on the nature of the gene.

Components: The ORF clone is ion-exchange column purified and shipped in a 2D barcoded Matrix tube containing 10ug of transfection-ready, dried plasmid DNA (reconstitute with 100 ul of water).

Reconstitution Method:

1. Centrifuge at 5,000xg for 5min.
2. Carefully open the tube and add 100ul of sterile water to dissolve the DNA.
3. Close the tube and incubate for 10 minutes at room temperature.
4. Briefly vortex the tube and then do a quick spin (less than 5000xg) to concentrate the liquid at the bottom.
5. Store the suspended plasmid at -20°C. The DNA is stable for at least one year from date of shipping when stored at -20°C.

RefSeq: [NM_013476.4](#)

RefSeq Size: 2999 bp

RefSeq ORF: 2700 bp

Locus ID: 11835

UniProt ID: [P19091](#)

Cytogenetics: X 42.82 cM

Gene Summary:

This gene encodes a nuclear hormone receptor containing zinc finger and DNA-binding domains. The encoded protein is a key regulator of signalling by androgens, a class of steroid hormones involved in male reproductive development. The protein responds to hormone signalling by translocating to the nucleus, forming dimers, and binding to androgen response elements (AREs) in the promoters of target genes, which are subsequently transcriptionally activated. Activity of this protein is negatively regulated by nuclear receptor subfamily 0 group B member 1 (Nr0b1, also known as Dax1). Mutations in this gene result in feminized genitals and infertility in male animals. Loss of function in female animals also causes problems in reproductive development and function. [provided by RefSeq, May 2015]