

Product datasheet for **MG226423**

Atrx (NM_009530) Mouse Tagged ORF Clone

Product data:

Product Type:	Expression Plasmids
Product Name:	Atrx (NM_009530) Mouse Tagged ORF Clone
Tag:	TurboGFP
Symbol:	Atrx
Synonyms:	4833408C14Rik; AI447451; ATR2; DXHXS6677E; HP1-BP38; Hp1bp2; Hp1bp38; MRXS3; Rad54; RAD54L; XH2; Xnp
Mammalian Cell Selection:	Neomycin
Vector:	pCMV6-AC-GFP (PS100010)
E. coli Selection:	Ampicillin (100 ug/mL)
ORF Nucleotide Sequence:	>MG226423 representing NM_009530 Red=Cloning site Blue=ORF Green=Tags(s)

TTTTGTAATACGACTCACTATAGGGCGGCCGGAATTCGTCGACTGGATCCGGTACCGAGGAGATCTGCC
GCC**GCGATCGCC**

ATGACCGCTGAGCCCATGAGTGGAAACAAGTTGAGTACATTGGTGCAGAAGCTTCATGACTTCTTAGCAC
ACTCATCAGAAGAATCTGAGGAAACGTGTTCTTCTCCACGACTTGTGATGAACCAAAGCAGACAGATAAAAT
CTGTGGTTCTGGACTTAATTCTGATATGATGGAAAATAACAAGGAAGAGGGAGCTAGCACCTCAGAAAAA
TCCAGATCTTCAGGTTCAAGGTCAAAGAGGAAACCTCAATTGTGACAAAATATGTAGAATCTGATG
ATGAAAAACCCACGGATGAGAATGTAATGAAAAAGCTGCTACTGAGAATTCAGAAAATGACACTACTAT
GCAAAGCTTGCCAAAAGGTACAGTGATTGTACAACAGAGCCAGTGTGAATGAAGACAAAGATGATTTT
AAAGGGCCTGAATTTAGAAGCAGAAGTAAAATGAAAGCTGACAACTCTCAAAAACGCGGAGAAGATGGAC
TTCATGGGATCGTGAGCTGCACAGCTTGTGGACAGCAGGTCAATCATTTTCAAAAAGATTCCATTTATAG
ACACCCCTCACTCAAAGTCTTATCTGTGAAGAACTGCTTTAAGTATTATGAGTGACGATATTAGCCGT
GACTCAGATGGAATGGATGAACAATGTAGATGGTGTGCAGAAGGTGGAACTTGATTTGTTGTGACTTTT
GTCATAACGCCTTCTGTAAGAAATGCATCCTGCGCAACCTTGGTTCGAAAGGAGTTGTCTACAATAATGGA
TGAAAACAATCAGTGGTATTGCTATATTTGTCAACAGAGCCTCTACTGGACTTGGTGACTGCGTGCAAC
AGCGTATTTGAGAATTTAGAACAGTTGTTGCAACAGAATAAGAAGAAGATAAAAGTTGACAGTGAAGA
CTAGTAAAGTCTGTGACCAAACATCCAAATTTTCTCCAAGAAGAGTAGTTCTAGTTGTAATGGAGAAGA
AAAAAGTTAGAGGAGTCTGTTCTGGTCTGTAAGCTCCACTACTCTCACTCAGCACTATCTGTGCC
AAAGAGATGATTAAGAAGACAACAAAACCTGATTGAGACTACATCCAACATGAACCTCAGTTACATTAAGT
TTCTAAAACAGGCAGCAGATAATTCAGAAATGACTTCTGCTATGAAGTTATGTCAACTTAAGTCTTTTAA
ATCTGTGTTGGATGATATCAAGAAGGCTCATCTTGCAATTAGAAGAAGATTTGAATTCAGAGATCCAAGCT
TTGGATGATGTACACAAAGAAAAAATACCAAAGACCTTAAAAGCACAGATGCTAAGTCTGAAACAAAAT
TAGGAAAAGGGGAAAAATCCTATTCTACAGAAAAGAGAGATTTTAAAGTTAGATGCTAGATCATCAGT



[View online »](#)

AAAGGCCATAGATGGTGAAGAGCAGAGAGCACACAAAAGTACTAGTGGGGAACATAAGGGTTCAGGTAGG
 AAAGATGGCTCTCAGTATGAACCCACTAACACTCCTGAGGATTTAGATATGGATATTGTGTCTGTTCCCT
 CCTCGTTCCAGAAGACATTTTTGATAGCCTTGAGAGTGTATGGAAGTTCAGAGTTCAGCTGATTATCA
 AGGAGACGGCAACAGTGGGACTGAGCCAGAAGTGGAGAGTCTCTGTAAAAATTAATGTTTCTTCAAAA
 GACAGCAGAGGAAATATTAAGTCAAAGTCACAGCGAAAGTAAGAAAAGAATTATTTGTTAACTTACCC
 CAGTTTTCCCTTTCTAATCCCAATTAAAGGTGTTGACTGTGAGGAAAGTGCACAAGAGAAGAATGGCCG
 TAAAAGTTCTGGGGTGGCCCGCAGCTCAGAGAAATGTAGACCCAGAGAGGAAATAGTGATCATGAAAA
 AATGTCAATAACTTTTTAGAAGACTCCGATCTTCGAAGATCCCCACGTGTAAAACTACACCGTTGAGGC
 GACAGACAGAAAGCAACCTGCAATGTCGAATTGATGAAGAAAAGTAAATGGAATATGAAGGAGAAACA
 AAAGATGTCAGGTCCAATAAGAAAAAGGATAAGAGAACTCAGCTGACTGTGCTACTGATAACCTTAA
 CCTCACAAGGTACCCAAAGCTAAGCAACCAAGTATTGGGGATCAGAATTCAGATTCTGATGAAATGCTAG
 CAGTCTCAAAGAGGCAAGTCAAGTGGGCATAGTTCTTCTCAGACACTGACATTAATGAACCACAGAT
 GAATCATAAAGGTAAACAGGGAAGATGATAATGAAAAAGGAAACGGAAAAATTTACTTCCGGGTCA
 GATTTTGACACTAAAAAGGAAAAATCAACAGAACTCTATTATCTCTAAAAAGAAACGCCAGAACTACT
 CAGAGTCTCTAACTATGACTCAGAGTTAGAGAGAGAGATAAAAAACCATGACAGAAATGGGGCTGCCAG
 AAAAAAGTGTCCAGAGAAAAAGAGAGACTTCTCTGAAGATGAAAAACAGGGCAAAAAAGTAGTGGAT
 AATGGAGGGCATGAGAGGGCGAAGACAACAAGAAGGGTTCATCTGCTGATGACACTGGTACACTGAAG
 GCAGGCAGGGAGGGAGTTGCTCCATAGCAGGAGTTCCATTGAGAAAGTCAAGAGTGGAGTGGAAATCCG
 AGAGATGCTTTGCAAACTGGTGTTCCTCTGATGGTGTGAAAAAGCCTTCAGTGAAGAGGAGAACGTG
 AATTCCTTGAAGACAAAAGAGTCTCTAAGACTAAAGAAAAGACTAAACATCTGAGAAGCAGACAAAAGTA
 GAAAAGGAAAGGGTGGGTCACTGATGGCACTGATCGATTTCAAAGAAAGAGCAGAGCGATGAGTCTTC
 TGAAGGCGAAAAGAAGCAGAGCAGACAGAGACCTGGAACAAAAGGAAAGAAAGCCCAAGTTAAAGGGA
 GAAACACTGAAGCGAGAGCAGGAGTGGGACTTCTCTGATGGGACCGAGAGATTGCCGGAGGAAGG
 AGATTGGTCTTTTTCTAAAGGCATAAAGCAAAGTAAAAGTAACTGACACAGCTGGTGGAGAAAAAGGCAA
 AAAATGGAAGATAAATCATGTGAAAAAGGAAGAATTATCTGATAGTGTGATAAATTGCCAGGAAAA
 GGAGATAGTTGTGACTCTCCGAAGATAAGAAGACCAGGAACAGAGTGTCTCTGAGAGAGAAGAAACGAT
 TCAGTTCGCTGCAAGAGTCCAGGGAAGAGGCCAGAGTGTTCATCGTCAGATACTGAGAAATCCTTGAA
 AGGACAGTGTGTGACTCCACTGAAAAGAGACCGAAAAGAATTGACTTGAGAGAAAAGAAGAACTCCAGT
 TCAAAGAGAAATACCAAGGAAGTAAAGAGTGCTTCATCTCTTCTGATGCTGAGGGAAGCTCAGAAGATA
 ATAAAAAGCAGAGAAAACAAGAACTTCAGCCAAAAGAAGACAGGCAATACGAAGGAGAAAAAAGAAA
 CTCCTTAAGAGCAACTCCTAAAAGGAAGCAAGTAGACATCACTTCTTCTGATATAGGAGATGAT
 GATCAGAAATCTCAGGGCAGGAAAGCAGCGATGAACAGAAAATCAAACCGTGACTGAAAAATCTAGTGC
 TGCCCTCACACTGGATTTGTGAGTCTCAGGAGATGAAGCCTTATCTAAATCAGTGCCTGCCACAGT
 GGATGATGACGACGACGACAATGATCCTGAAAATAGAATTGCCAAGAAGATGCTTTTAGAAGAAATTA
 GCCAATCTTCTCTGATGAGGATGGTTCGTCAGATGATGAACCTGATGGAGGAGGGAAAAAAGAAATTG
 GGAAACAGAGTGAAGAATCTCCAGCAGATGATGGTGAACCCGCAGAGAGCAGTTAGCCGTGAATCAAGT
 CAACTCTGAATCCGACTCTGATTCTGAAGAATCTAAGAAGCCAAGATACAGACATAGGCTTTTGAGGCAT
 AAAGGAGAAAATAGAAGGAAGGTGAGCAGTGAAGTTCAGAAGACACCGACTTTCAGGAGTCAAGGATTAG
 CGAAGAAGTCAGTGAATCTGAGGATGAACAGCGGCTAGAACACGGTCTGCAAAGAAAGCAGAAATTGGAA
 GAAAAATCAGCGGAGTTATAAACAGAGAAGAAAAGACGGCGCATTAAAGTTCAAGAGGATTCCTCCAGTG
 AAAATAAGAGCCATTCTGAGGAGGACAAGAAGGAAGGTGATGAGGAGGACGAGGAGGACGAGGACGAAGA
 CGAGGAAGATGAAAATGATGATTCCAAGTCACTGGAAAAGGCAGAAAAGAAAATTCGGAAGATTCTTAAA
 GATGATAAACTAAGAACAGAAACACAGAATGCCCTTAAAGAAGAGGAAGAAAGGCCAAAACGATTGACAG
 AGAGGGAACGTGAAAGGGAGAAAATTGAGAGAGGTGATAGAAATTGAGGATGCTTACCTACTAAGTGTCC
 AATAACAACCAAAATTTGGTTTTAGATGAAAATGAAGAGACCAAAGAACCCTTGTGACAGTTTCATAGAAAC
 ATGGTTATAAAATGAAACCCCATCAAGTATGATGGTGTTCAGTTTATGTGGGATTGCTGCTGTGAGTCTG
 TGGAAAAGACAAAAGAGTCCCCAGGTTCAGGATGTATTCTTGCCCACTGCATGGGCCTTGGTAAGACCT
 CCAGGTGGTTAGTTTTCTCACACAGTCTTCTGTGTGACAAAATTGGATTCAGTACAGCTTTAGTGGTT
 TGTCTCTTAACTGCTTTGAATTGGATGAATGAATTTGAGAAGTGGCAGGAGGGATTAATGATAATG
 AAAAACTTGAGGTATCTGAGTTAGCAACTGTGAAACGTCCTCAGGAGAGAAGTTATATGCTACAGAGATG
 GCAAGAAGATGGTGGTGTATGATCATAGGGTATGAAATGTACAGAAATCTCGCTCAAGGAAGAAATGTG

AAAAGTCGGAAACTTAAAGACATATTTAATAAAGCTTTAGTTGACCCAGGCCCTGATTTTGTGTTTGTG
ATGAAGGCCATATTCTAAAAAATGAAGCATCTGCTGTTTCAAAGCTATGAACTCTATAAAATCAAGGAG
GAGGATTATTTAACAGGAACACCACCTTCAAATAACCTAATTGAATATCATTGCATGGTTAACTTTATC
AAGGAAAATTTGCTTGGATCCATCAAGGAATCAGGAATAGATTTATAAATCCAATCCAAAATGGACAGT
GTGAGATTCTACCATGGTAGATGTGAGAGTGATGAAAAACGTGCTCATATTCTCTATGAGATGTTAGC
CGGATGTGTTTACAGGAAAAGATTACACAGCGCTAACAAAGTTCTACCTCCAAAACATGAGTATGTGTTA
GCTGTGAGAATGACTGCTATTCAGTGCAAGCTCTATCAATACTACTTAGATCACTTAACAGGTGTGGGCA
ATAGCACTGAAGGTGGAAGAGGAAAGGCAGGTGCAAAGCTTTTTCAAGATTTCCAAATGTTAAGTAGAAT
CTGGACTCATCCTTGGTGTGCAACTGGACTATATCAGCAAAGAAAATAAGGGTATTTTGTGATGAAGAT
AGTATGGATGAATTTATAGCTTCAGATTCTGATGAAACCTCTAAGAGTTTAAAGCTCAGATGAAAAGAAGA
AACCAAAGGGGAAGAAGGGGAAAAAGGACAGCAGCTCAAGCGAAAGTGGCAGTGACAACGATGTTGAAGT
CATCAAAGTCTGGAATTCAGATCTCGAGGAGGTGGAGATGGCAACGTGGATGACACAGGAAATAACCTT
TCAGTTTCTCTGAAGCTAGATGAAAGTAAACTACTTCCACTTCTAACCCAAGTAGCCAGCTCCAGATT
GGTACAAAAGATTTGTTACAGATACTGATGCTGAGGTTTTAGAACATTCTGGAAAATGGTCTTCTTTT
TGAAATCTTTCGAATGGCAGAAGAAATGGGGATAAAGTTCTTGTTTTTAGCCAGTCGCTCATATCTCTG
GACTTGATTGAAGATTTTCTTGAATTGGCTAGTAGGGAGAAAACAGAAGATAAAGAAAAACCTCTTATTT
ATAAAGGTGAAGGAAAGTGGATCCGAAATATTGACTATTACCGCTTGGATGGTTCTACTAATGCACAGTC
AAGGAAGAAGTGGCTGAAGAATTAATGATGAAACCAATGTGAGAGGGCGATTGTTATCATTTCCACT
AAAGCAGGATCTCTTGAATTAACCTGGTAGCTGCTAATAGAGTGATTATATTTGATGCTTCTTGGAAATC
CATCTTATGACATCCAGAGTATATTAGAGTTTATCGCTTTGGACAAACTAAGCCTGTTTATGTATATAG
GTTCTTAGCTCAGGGAACCATGGAAGATAAGATTTATGATCGTCAGGTAAACAAGCAGTCACTGTCTTTC
CGCGTTGTGGATCAACAGCAGGTTGAGCGCCATTTACCATGAATGAGCTTACTGAACTTTATACTTTTG
AGCCAGACTTACTAGATGACCCGAATTCAGAAAAGAAGAAGAAAAGGGATACCCCATGCTGCCAAAGGA
TACCATACTTGCAGAACTTCTTCAGATACATAAAGAGCACATTGTGGGCTATCATGAACATGATTCTCTT
TTGGATCACAAGAAGAAGAAGAACTAAGTGAAGAAGAAAAGAAAAGCAGCTTGGGCTGAATATGAAGCAG
AAAAGAAGGGACTGACCATGCGTTTCAACATACCAACTGGGACCAATTTACCCCTGTCACTTTCACCTC
TCAAACCTCTTATATTCTTTCAATTTGGGAGCCCTGTCCGCAATGAGTAATCAGCAGCTGGAGGACCTT
ATTAATCAAGGAAGAGAAAAAGTTGTAGAAGCCACGAACAGTATGACGGCAGTGAGGATTCAGCCTCTG
AAGACATCATTTCACTGTATGGAAGAAAACATGAATCTCTCTGAGGCCAAGTCCAAGCACTAGCATT
AAGTAGACAAGCCAGCCAGGAGCTTGACGTGAAACGAAGAGAAGCAATCTACAACGATGTATTGACAAAG
CAACAGATGTTGATCAACTGTGTTGAGCGAATACTTATGAATAGACGGCTCCAGCAGCAGTACACTCAGC
AGCAACAGCAACAATTGACTTATCAGCAAGCAACTGAGTCACCTCATGATGCCAAAGCCTCCAAATTT
AATCATGACTCCTTCTAACTACCAGCAGATTGATATGAGAGGAATGTATCAGTCAGTGGCTGGTGGTATG
CAGCCACCACCCTTACAGCGTGCACCGCCCCCACAGTGAGAAGCAAAAATCCAGGACCTTCCCCAGGGA
AATCAATG

ACGCGTACGCGGGCCGCTCGAG - GFP Tag - GTTTAA

Protein Sequence: >MG226423 representing NM_009530
 Red=Cloning site Green=Tags(s)

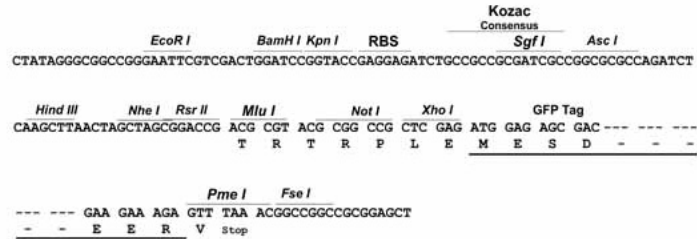
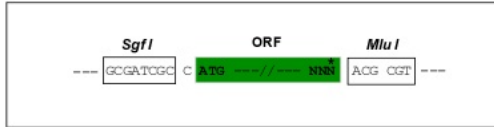
MTAEPMSGNKLSTLVQKLHDFLAHSSESEETCSSPRLVMNQSTDKICGSGLNSDMMENKKEEGASTSEK
 SRSSGSSRSKRKPSIVTKYVESDDEKPTDENVNEKAATENSENDITMQSLPKGTIVVQPEPVLNEDKDDF
 KGPEFRSRKMKADNLKKRGEDLHGIVSCTACGQOVNHFQKDSIYRHPSLKVLICKNCFKYMSDDISR
 DSDGMDEQCRWCAEGGNLICCDFCHNAFCCKCILRNLGRKELSTIMDENNQWYCYICQPEPLLDLVTACN
 SVFENLEQLLQQNKKKIKVDSEKTSKVCDDQTSKFSPPKSSSSSCNGEEKLEECSGSGVSSTYSHSALSV
 KEMIKKTTKLIETTSMNNSYIKFLKQAADNSEMTSAMKLCQLKSFKSVLDDIKKAHLALEEDLNSEIQA
 LDDVHKEKNTKDLKSTDAKSETLKGKEKSYSTEKREFLKLARSSVKAIDGEEQRAHKSTSGEHKGSGR
 KDGSQYEPTNTPEDLDMDIVSVPSSVPEDIFDSLESAMEVQSSADYQGDGNSGTEPELESSSVKLVSSK
 DSRGNIKSVTAKVRKELFVKLTPVLSNSPIKGVDCQEVSQEKNGRKSSGVARSEKCRPREEISDHEN
 NVTILLESDLRSPRVKTTPLRRQTESNPAMNSDEESNGTMKEKQKMSGPIRKKDKRNSADCATDNPK
 PHKVPKAKQPVIGDQNSDSEMLAVLKEASQMGHSSSSDIDINEPQMNHKGKTGKDDNGKRKRKNTSGS
 DFDTKKGGSTETSIISSKKRQNYSESSNYDSELEREIKTMSRIGAARKSVPEKKEEDSSEDEKQKGVVD
 NGGHERAKTTQEGSSADDTGDEGRQGGSCSIAGGSIEKVRSGVEFREMLCKPGVSSDGAEKPSVKEENV
 NSPEDKRVSKTKEKTKHLRSRQSRKGGSSDGTDRFPKKEQSDESSEGEKKQSRQRPGTGKKAAPDLKG
 ETLKREQEWDSSSDGTERLPEEEEEIGPFSKGIKQSKTDTAGGEKKGKWKDKSCEKKEELSDSVDKLPGK
 GDSCDSSDEDKTRNRVSLREKKRFLPAKSPGKRPECSSDTEKSLKGCCDSTEKRPKRIDLRRRNS
 SKRNTKEVKSASSSSDAEGSSDNKKQKQRTSAAKKTGNTKEKRNLSRATPKRKQVDITSSSSDIDGD
 DQNSAGEESSDEQKIKPVTEMLVPSHTGFCQSSGDEALSKSVPATVDDDDDDNDPENRIAKKMLLEEIK
 ANLSSDEDGSSDDEPDGGGKKRIGKQSESPADDGELRREQLAVNQVNSESDSDSEESKPKPRYRHLRHR
 KLTLDGEGSKEEPTKPKHEKAKGRNRKVSSESDTDFQESGVSEEVSESEDEQRPRTRSAAKAELE
 ENQRSYKQKRRRRIKVQEDSSSENKSHSEEDKKEGDEEDEDEDEEDENDDSKSPGKGRKKIRKILK
 DDKLRTETQNALKEEEERRKRIAEREREREKLEVEIEIEDASPTKCPITTKLVLDENEETKEPLVQVHRN
 MYIKLKPQVDGVQFMWDCCEVESVEKTKKSPGSGCILAHCMLGKTLQVVSFLHTVLLCDKLDLDFSTALVV
 CPLNTALNWMNEFEKWQEGLDNEKLEVSELATVKRPQERSYMLQRWQEDGGVMIIGYEMYRNAQGRNV
 KSRKLDIFNKALVDPGPDFVVCDEGHILKNEASAVSKAMNSIKSRRRIILTGTPLQNNLIEYHCMVNF
 IENLLGSIKEFRNRFINPIQNGQCADSTMVDVVMKKAHILYEMLAGCVQRKDYTALTKFLPPKHEVYL
 AVRMTAIQCKLYQYYLDHLTGNGNSTEGGRGKAGAKLFQDFQMLSRIWTHPWCLQDYISKENKGYFDED
 SMDEFIASDSDETSLSLSSDEKPKKGGKGGKSSSSGSGSDNDVEVIKVVNSRSRGGGDNVDDTGNP
 SVSLKLDDESKTTSTSNPSPAPDWDYKDFVTDDAEVLEHSGKMVLLFEILRMAEEIGDKVLVFSQSLISL
 DLIEDFLELASREKTEDKEKPLIYKGEKWI RNIDYYRLDGSTNAQSRKKWAEFFNDETNRGRFLIIST
 KAGSLGINLVAANRVIIIFDASWNPYSYDIQSIIFRYRFGQTKPVVYRFLAQGTMEDKIYDRQVTKQSLSF
 RVVDQQQVERHFTMNELTELYTFEPDLLDDPNSEKKKRDTMPLPKDITLAEELLQIHKEHIVGYHEHDSL
 LDHKEEEEETEERKAAWAEYEAEEKGLTMRFNIPGTNLPPVFTFSQTPYIPFNLGALSAMSNQLEDL
 INQGREKVVVEATNSMTAVRIQPLEDIIISTVWKENMNLSEAQVQALALSRQASQELDVKRREAIYNDVLT
 KQMLINCVQRILMNRRLQQQYTTQQQQQLTYQQATLSHLMMPKPPNLIMTPSNYQQIDMRGMYSVAGGM
 QPPPLQRAPPPTVRSKNPSPGKSM

TRTRPLE - GFP Tag - V

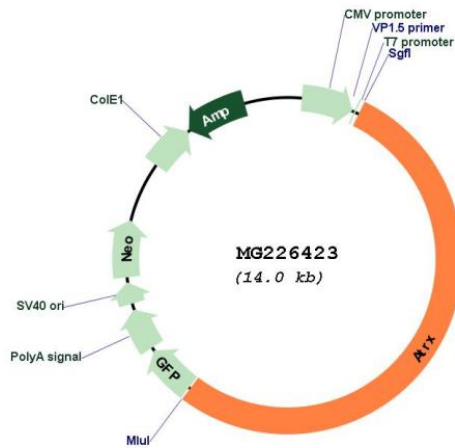
Restriction Sites: Sgfl-MluI

Cloning Scheme:

Cloning sites used for ORF Shutting:



Plasmid Map:



ACCN: NM_009530
 ORF Size: 7428 bp

OTI Disclaimer:	The molecular sequence of this clone aligns with the gene accession number as a point of reference only. However, individual transcript sequences of the same gene can differ through naturally occurring variations (e.g. polymorphisms), each with its own valid existence. This clone is substantially in agreement with the reference, but a complete review of all prevailing variants is recommended prior to use. More info
OTI Annotation:	This clone was engineered to express the complete ORF with an expression tag. Expression varies depending on the nature of the gene.
Components:	The ORF clone is ion-exchange column purified and shipped in a 2D barcoded Matrix tube containing 10ug of transfection-ready, dried plasmid DNA (reconstitute with 100 ul of water).
Reconstitution Method:	<ol style="list-style-type: none">1. Centrifuge at 5,000xg for 5min.2. Carefully open the tube and add 100ul of sterile water to dissolve the DNA.3. Close the tube and incubate for 10 minutes at room temperature.4. Briefly vortex the tube and then do a quick spin (less than 5000xg) to concentrate the liquid at the bottom.5. Store the suspended plasmid at -20°C. The DNA is stable for at least one year from date of shipping when stored at -20°C.
RefSeq:	NM_009530.2 , NP_033556.2
RefSeq Size:	10244 bp
RefSeq ORF:	7431 bp
Locus ID:	22589
UniProt ID:	Q61687
Cytogenetics:	X 47.26 cM

Gene Summary:

Involved in transcriptional regulation and chromatin remodeling. Facilitates DNA replication in multiple cellular environments and is required for efficient replication of a subset of genomic loci. Binds to DNA tandem repeat sequences in both telomeres and euchromatin and in vitro binds DNA quadruplex structures. May help stabilizing G-rich regions into regular chromatin structures by remodeling G4 DNA and incorporating H3.3-containing nucleosomes. Catalytic component of the chromatin remodeling complex ATRX:DAXX which has ATP-dependent DNA translocase activity and catalyzes the replication-independent deposition of histone H3.3 in pericentric DNA repeats outside S-phase and telomeres, and the in vitro remodeling of H3.3-containing nucleosomes. Its heterochromatin targeting is proposed to involve a combinatorial readout of histone H3 modifications (specifically methylation states of H3K9 and H3K4) and association with CBX5. Involved in maintaining telomere structural integrity in embryonic stem cells probably implying recruitment of CBX5 to telomeres. Reports on the involvement in transcriptional regulation of telomeric repeat-containing RNA (TERRA) are conflicting; according (PubMed:20211137) is required for its transcriptional repression in embryonic stem cells. Acts as negative regulator of chromatin incorporation of transcriptionally repressive histone H2AFY, particularly at telomeres. Participates in the allele-specific gene expression at the imprinted IGF2/H19 gene locus. On the maternal allele, required for the chromatin occupancy of SMC1 and CTCF within the H19 imprinting control region (ICR) and involved in establishment of histone tails modifications in the ICR. Binds to zinc-finger coding genes with atypical chromatin signatures and regulates its H3K9me3 levels. Forms a complex with ZNF274, TRIM28 and SETDB1 to facilitate the deposition and maintenance of H3K9me3 at the 3' exons of zinc-finger genes (By similarity).[UniProtKB/Swiss-Prot Function]