

Product datasheet for **MG226227**

Fas (NM_001146708) Mouse Tagged ORF Clone

Product data:

Product Type: Expression Plasmids
Product Name: Fas (NM_001146708) Mouse Tagged ORF Clone
Tag: TurboGFP
Symbol: Fas
Synonyms: A1196731; APO1; APT1; CD95; lpr; TNFR6; Tnfrsf6
Mammalian Cell Selection: Neomycin
Vector: pCMV6-AC-GFP (PS100010)
E. coli Selection: Ampicillin (100 ug/mL)
ORF Nucleotide Sequence: >MG226227 representing NM_001146708
Red=Cloning site Blue=ORF Green=Tags(s)

TTTTGTAATACGACTCACTATAGGGCGGCCGGAATTCGTCGACTGGATCCGGTACCGAGGAGATCTGCC
GCC**CGATCGCC**

ATGCTGTGGATCTGGGCTGTCCTGCCTCTGGTCTTGCTGGCTCACAGTTAAGAGTTCATACTCAAGGTA
CTAATAGCATCTCCGAGAGTTAAAGCTGAGGAGCGGGTTCGTGAACTGATAAACTGCTCAGAAGG
ATTATATCAAGGAGGCCATTTTCTGTCAACCATGCCAACCTGAAAAC

ACGCGTACGCGGCCGCTCGAG - GFP Tag - GTTTAA

Protein Sequence: >MG226227 representing NM_001146708
Red=Cloning site Green=Tags(s)
MLWIWAVLPLVLAGSQLRVHTQGTNSISESLKRRRVRETDKNCSEGLYQGGPFCCQPCQPEN

TRTRPLE - GFP Tag - V

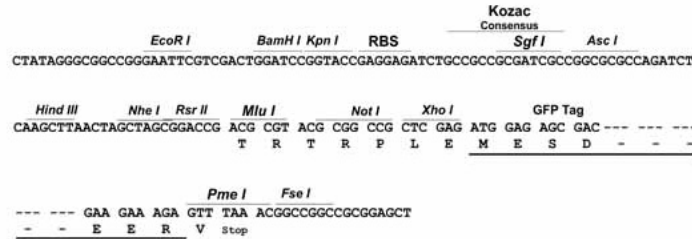
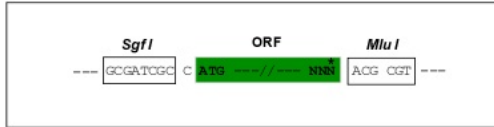
Restriction Sites: Sgfl-MluI



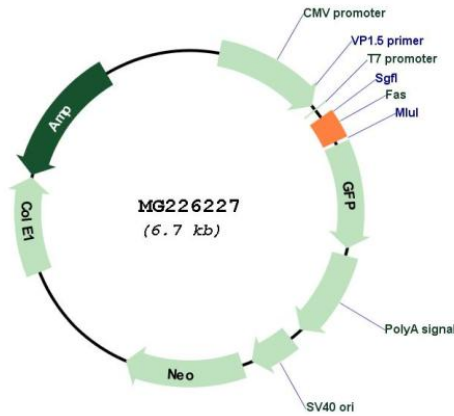
[View online »](#)

Cloning Scheme:

Cloning sites used for ORF Shutting:



Plasmid Map:



ACCN: NM_001146708

ORF Size: 189 bp

OTI Disclaimer:	The molecular sequence of this clone aligns with the gene accession number as a point of reference only. However, individual transcript sequences of the same gene can differ through naturally occurring variations (e.g. polymorphisms), each with its own valid existence. This clone is substantially in agreement with the reference, but a complete review of all prevailing variants is recommended prior to use. More info
OTI Annotation:	This clone was engineered to express the complete ORF with an expression tag. Expression varies depending on the nature of the gene.
Components:	The ORF clone is ion-exchange column purified and shipped in a 2D barcoded Matrix tube containing 10ug of transfection-ready, dried plasmid DNA (reconstitute with 100 ul of water).
Reconstitution Method:	<ol style="list-style-type: none">1. Centrifuge at 5,000xg for 5min.2. Carefully open the tube and add 100ul of sterile water to dissolve the DNA.3. Close the tube and incubate for 10 minutes at room temperature.4. Briefly vortex the tube and then do a quick spin (less than 5000xg) to concentrate the liquid at the bottom.5. Store the suspended plasmid at -20°C. The DNA is stable for at least one year from date of shipping when stored at -20°C.
RefSeq:	NM_001146708.1 , NP_001140180.1
RefSeq Size:	555 bp
RefSeq ORF:	192 bp
Locus ID:	14102
Cytogenetics:	19 29.48 cM
Gene Summary:	Receptor for TNFSF6/FASLG. The adapter molecule FADD recruits caspase-8 to the activated receptor. The resulting death-inducing signaling complex (DISC) performs caspase-8 proteolytic activation which initiates the subsequent cascade of caspases (aspartate-specific cysteine proteases) mediating apoptosis. FAS-mediated apoptosis may have a role in the induction of peripheral tolerance, in the antigen-stimulated suicide of mature T-cells, or both (By similarity).[UniProtKB/Swiss-Prot Function]