

## Product datasheet for **MG225944**

### Ufl1 (NM\_026194) Mouse Tagged ORF Clone

#### Product data:

Product Type:	Expression Plasmids
Product Name:	Ufl1 (NM_026194) Mouse Tagged ORF Clone
Tag:	TurboGFP
Symbol:	Ufl1
Synonyms:	1810074P20Rik; AI429228; Kiaa0776; Maxer; mKIAA0776; Rcad
Mammalian Cell Selection:	Neomycin
Vector:	pCMV6-AC-GFP (PS100010)
E. coli Selection:	Ampicillin (100 ug/mL)



[View online »](#)

**ORF Nucleotide Sequence:**

>MG225944 representing NM\_026194  
 Red=Cloning site Blue=ORF Green=Tags(s)

TTTTGTAATACGACTCACTATAGGGCGGCCGGGAATTCGTGACTGGATCCGGTACCGAGGAGATCTGCC  
 GCC**CGGATCGCC**

ATGGCGGACGCCTGGGAGGAGATCCGGCGGCTGGCGGCTGACTTCCAGCGGGCGCAGTTTGCAGAGTCCA  
 CGCAAAGTTGTGAGAGCGGAACATGATTGAGATTGTGAATAAATTGATCTCTCAGAAACAGCTGGAAGT  
 AGTCCATACACTTTCAGCGCAAGGAATATATCACTCCAGCCAAATCAGTAAAGAAATGAGAGACGAGCTA  
 CATGTCCGAGGTGGTTCGAGTAAACATTGTTGACTTACAACAGGTTATTAATGTGGACCTGACTCATATCG  
 AGAGTAGAGTCAGTGATATTATTAATCAGAGAAGCACGTGCAGATGGTACTGGGACAACGATTGATGA  
 GAACTATCTGGATCGGTTATCAGAAGAGGTGAATGATAAATTGCAAGAAAGTGGTCAAGTAACTGTCTCA  
 GAACTGTGTAAGCCTATGACCTTCTGGGGATTTCTGACACAGGCATTAACAGCGACTTGGCCGGA  
 TTATCAATGGCCATCTGGACCTTGATAACAGAGGAGTATTTTCACTGAGGCCTTTGTAGCTCGCCATAA  
 AGCACGTATCCGGGACTCTTCAGTGCCATTACACGGCCTACACCAGTGAACCTTTGGTTTCAAATAT  
 GGATTTACAGAACAGCTCCTTACTCTGTGCTCGAGGACCTCGTACAGACTGGCCGCTTACGAGGACCCG  
 TGGTCCGGCGGGACAGGATAAAGCAGTCTTTGTCCCTGACATCTACTCCAGGACACAGAGTACTTGGGT  
 GGACTCCTTTTTCAGGCAGAATGGCTATCTAGAATTTGACGCTTTATCCAGACTTGGAAATCCAGATGCT  
 GTGAACATATAAAGAAAAGGTATAAGAATACCAACTCTTGTTTTTGAAGGCAACTTGTGTTGGCCAAG  
 GACTCGTAGACCAGGTGGAAGCATCCGTAGAGGAAGCCATCAGCTCAGGGACCTGGGTTGACATTTCCGC  
 TCTGCTACCCAGTTCTTGTGAGTTGAAGATGCTGCTATGCTGCTCCAGCAGGTGATGAGACCATTCCGC  
 AAGCTCGCTTTCAGCTATAGTCTTTAGTGACACGGTTGTGGTGAAGTGAAGTCAATAACTGACTGCACAG  
 GACTGTTCCAGCGAACGGATGCACAAAAGCTGAGAAGGAAATGAAAAATATCCTGTGCATTTAATCAC  
 TGAAGAAGATCTGAAACAAATTTCCATTTTAGAAAAGTGAATACAAGTAAAAAGGATAAAAAAGATGAA  
 CGCAGGAAGAAAGCAACAGAGGGCTCTGGAAGTGAAGAGGAGGAGGGGGCAATGCCAGAGAATATA  
 AAATTAAGAAAACCAAGAAGAAGGGAAGAAAAGATGAGGACAGTATGATGAGTCCAGTCGTCGATGG  
 TGGAAAGAAGAAGCCGGACATCACATTCATGTTCCAGGATGAAATTGAAGATTGCTTAAGGAAACACATT  
 CAGGATGCCCTGAGGAGTTTATTTAGAGCTTGCAGAATACTTAATAAAGCCTCTTAATAAAATGTATC  
 TTGAGGTAGTACGTTTCAGTCTTCATGTCTTCAACATCTGCTTCTGGAAGTGGCAGAAAACGCACAATCA  
 GGACTTACAAGAAGAGGTTTCAAACCTATAACAATAATATCAGATTATTTGAAAAGGGAATGAAATATTTT  
 GCAGATGACACACAGACTGCTCTTACCAAGCAGTGTGCTGAAGACAGTGTGTACCGATATCACTAACCTCA  
 TGTTCAACTTCTAGCCTCAGATTTCTCATGGCAGTGGAGGAGCCTGCAGCCATTACAAGTGATATAAG  
 AAAAAAATTTAAGCAAATGACAGAAGAAAACAAAGTAGCCCTCACAAAACCTCATAACTCTCTCAAT  
 GAAAAAAGCATAGAAGACTTCTGTCTTGCCTGGATTCTGCCACAGAAGCGTGTGACATTATGGTAAAA  
 AGGGAGACAAGAAAAGGGAAGACAAAATCCTCTCCAGCATCGACAGGCTCTGTGTGAGCAGCTGAAGGT  
 CACAGAAGACCCTGCTCTGATTTTACACCTCACAGCAGTCTGTTATTTTCACTCTCAACCCACAGCATG  
 CTCCACGCACCTGGAAGGTGTGTCCACAGATCATCGGTTTCTTACAGCAAAAATCCAGAGGATCAAC  
 ATACTCTTTGGTAAAAATCAAGGTTTGGTGTGAAACAGTTAGTCAGTCAAAAATAAGAAGACTGGGCA  
 GGGAGAGGATCCGTCAAGCGATGAATTAGACAAGGAACAACATGATGTCAAAAACGCTACTCGGAAAGAG  
 CTTCAAGAACTGTCATTATCCATTAAGGACCTTGTCTCAAGTCCAGGAAATCATCTGTACAGAGGAG

**ACGCGT**ACGCGGCCGCTCGAG – GFP Tag – GTTTAA

**Protein Sequence:** >MG225944 representing NM\_026194  
Red=Cloning site Green=Tags(s)

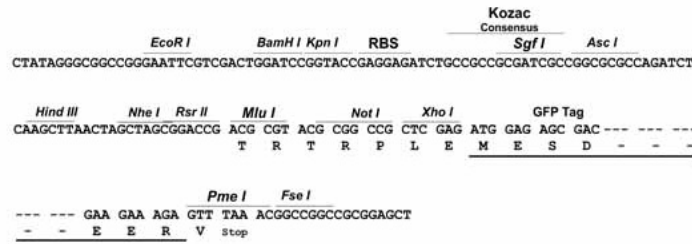
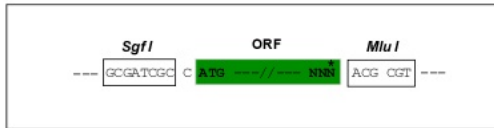
MADAWEEIRRLAADFQRAQFAESTQRLSERNCIEIVNKLISQKQLEVVHTLDGKEYITPAQISKEMRDEL  
 HVRGGRVNIVDLQQVINVDLTHIESRVSDIIKSEKHVQMVLGQLIDENYLDRLSEEVNDKLQESGQVTVS  
 ELCKAYDLPGDFLTQAL TQRLGRIINGHLDL DNRGVIFTEAFVARHKARIRGLFSAITRPTPVNSLVSKY  
 GFQEQLLYSVLEDLVSTGRLRGTVVGGRQDKAVFVPDIYSRTQSTWVDSFFRQNGYLEFDAL SRLGIPDA  
 VNYIKKRYKNTQLLFLKATCVGQGLVDQVEASVEEAISSGTWVDISPLLSSLSVEDAAMLLQQVMRPF  
 KLASAIVFSDTVVSEKFITDCTGLFSERMHQKAEKEMKNPVHLITEEDLKQISILESNTSKDKKDE  
 RRKKAATEGSGSVRGGGGNAREYKIKKTKKKGRKDESDDESQSSHGGKKKPDITFMFQDEIEDCLRKHI  
 QDAPEEFISELAEYLKPLNKMYLEVVRVFMSSTSASGTGRKRTIKDLQEEVSNLYNNIRLFEKGMKYF  
 ADDTQTALTKHLLKTCTDITNLMFNFLASDFLMAVEEPAAITSDIRKKILSKL TEETKVALTKLHNSLN  
 EKSIDFLSCLDSATEACDIMVKKGDKKRERQILFQHRQALCEQLKVTEPALILHLTAVLLFQLSTHSM  
 LHAPGRCVPQIIAFLHSKIPEDQHTLLVKYQGLVVKQLVSQNKKTGQGEDPSSDEL DKEQHDVTNATRKE  
 LQELSLSIKDLVLKSRKSSVTEE

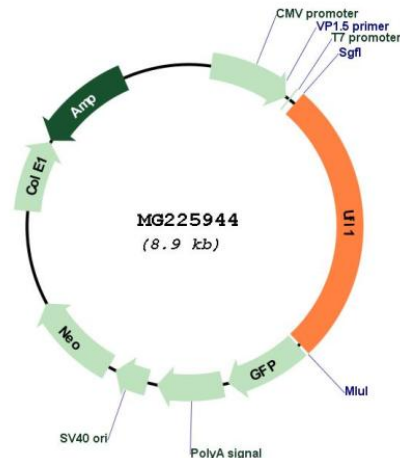
TRTRPLE - GFP Tag - V

**Restriction Sites:** SgfI-MluI

**Cloning Scheme:**

Cloning sites used for ORF Shuttling:



**Plasmid Map:**


**ACCN:** NM\_026194

**ORF Size:** 2379 bp

**OTI Disclaimer:** The molecular sequence of this clone aligns with the gene accession number as a point of reference only. However, individual transcript sequences of the same gene can differ through naturally occurring variations (e.g. polymorphisms), each with its own valid existence. This clone is substantially in agreement with the reference, but a complete review of all prevailing variants is recommended prior to use. [More info](#)

**OTI Annotation:** This clone was engineered to express the complete ORF with an expression tag. Expression varies depending on the nature of the gene.

**Components:** The ORF clone is ion-exchange column purified and shipped in a 2D barcoded Matrix tube containing 10ug of transfection-ready, dried plasmid DNA (reconstitute with 100 ul of water).

**Reconstitution Method:**

1. Centrifuge at 5,000xg for 5min.
2. Carefully open the tube and add 100ul of sterile water to dissolve the DNA.
3. Close the tube and incubate for 10 minutes at room temperature.
4. Briefly vortex the tube and then do a quick spin (less than 5000xg) to concentrate the liquid at the bottom.
5. Store the suspended plasmid at -20°C. The DNA is stable for at least one year from date of shipping when stored at -20°C.

**RefSeq:** [NM\\_026194.4](#), [NP\\_080470.2](#)

**RefSeq Size:** 4335 bp

**RefSeq ORF:** 2382 bp

**Locus ID:** 67490

**UniProt ID:** [Q8CCJ3](#)

**Cytogenetics:** 4 A3

**Gene Summary:**

E3 protein ligase that mediates ufmylation, the covalent attachment of the ubiquitin-like modifier UFM1 to substrate proteins, a post-translational modification on lysine residues of proteins that may play a crucial role in a number of cellular processes. Mediates DDRGK1 ufmylation and may regulate the proteasomal degradation of DDRGK1 and CDK5RAP3 thereby modulating NF-kappa-B signaling. May also play a role in nuclear receptor-mediated transcription through TRIP4 ufmylation. May play a role in the unfolded protein response, mediating the ufmylation of multiple proteins in response to endoplasmic reticulum stress. Anchors CDK5RAP3 in the cytoplasm, preventing its translocation to the nucleus which allows expression of the CCND1 cyclin and progression of cells through the G1/S transition. [UniProtKB/Swiss-Prot Function]