

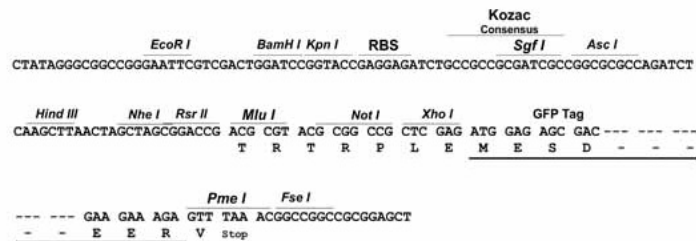
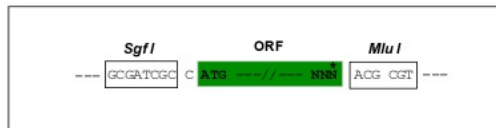
Product datasheet for **MG225870**

Fut7 (NM_013524) Mouse Tagged ORF Clone

Product data:

Product Type:	Expression Plasmids
Product Name:	Fut7 (NM_013524) Mouse Tagged ORF Clone
Tag:	TurboGFP
Symbol:	Fut7
Synonyms:	AI853193; FTVII; Fuc-TVII; FucT-VII
Mammalian Cell Selection:	Neomycin
Vector:	pCMV6-AC-GFP (PS100010)
E. coli Selection:	Ampicillin (100 ug/mL)
Restriction Sites:	SgfI-MluI
Cloning Scheme:	

Cloning sites used for ORF Shuttling:



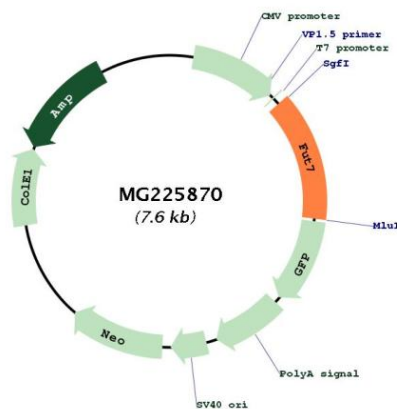
ACCN:	NM_013524
ORF Size:	1026 bp



View online »

OTI Disclaimer:	The molecular sequence of this clone aligns with the gene accession number as a point of reference only. However, individual transcript sequences of the same gene can differ through naturally occurring variations (e.g. polymorphisms), each with its own valid existence. This clone is substantially in agreement with the reference, but a complete review of all prevailing variants is recommended prior to use. More info
OTI Annotation:	This clone was engineered to express the complete ORF with an expression tag. Expression varies depending on the nature of the gene.
Components:	The ORF clone is ion-exchange column purified and shipped in a 2D barcoded Matrix tube containing 10ug of transfection-ready, dried plasmid DNA (reconstitute with 100 ul of water).
Reconstitution Method:	<ol style="list-style-type: none"> 1. Centrifuge at 5,000xg for 5min. 2. Carefully open the tube and add 100ul of sterile water to dissolve the DNA. 3. Close the tube and incubate for 10 minutes at room temperature. 4. Briefly vortex the tube and then do a quick spin (less than 5000xg) to concentrate the liquid at the bottom. 5. Store the suspended plasmid at -20°C. The DNA is stable for at least one year from date of shipping when stored at -20°C.
RefSeq:	<u>NM_013524.3, NP_038552.1</u>
RefSeq Size:	1970 bp
RefSeq ORF:	1029 bp
Locus ID:	14347
UniProt ID:	<u>Q11131</u>
Cytogenetics:	2 A3
Gene Summary:	Catalyzes alpha-1,3 glycosidic linkages involved in the expression of sialyl Lewis X antigens. [UniProtKB/Swiss-Prot Function]

Product images:



Circular map for MG225870