OriGene Technologies, Inc.
9620 Medical Center Drive, Ste 200
Rockville, MD 20850, US
Phone: +1-888-267-4436
https://www.origene.com
techsupport@origene.com
EU: info-de@origene.com
CN: techsupport@origene.cn

Product datasheet for MG224801

Acot1 (NM_012006) Mouse Tagged ORF Clone

Product data:

Product Type:	Expression Plasmids
Product Name:	Acot1 (NM_012006) Mouse Tagged ORF Clone
Tag:	TurboGFP
Symbol:	Acot1
Synonyms:	ACH2; CTE-1; CTE-I; Cte1; D12Ucla1
Mammalian Cell Selection:	Neomycin
Vector:	pCMV6-AC-GFP (PS100010)
E. coli Selection:	Ampicillin (100 ug/mL)

ORF Nucleotide Sequence:

```
>MG224801 representing NM_012006
Red=Cloning site Blue=ORF Green=Tags(s)

TTTTGTAATACGACTCACTATAGGGCGGCCGGGAATTCGTCGACTGGATCCGGTACCGAGGAGATCTGCC
GCCGCGATCGCC

ATGGAGGCGACGCTGAACCTTGAGCCCTCGGGCCGCAGCTGCTGGGACGAACCGCTGAGCATCGCCGTGC
GCGGCCTGGCCCCGGAGCAGCCCGTCACGCTGCGCTCTGTCCTGCGCGACGAGAAGGGCGCGCTCTTCCG
AGCCCACGCGCGCTACCGCGCGGACTCCCACGGCGAGCTGGACCTGGCGCGCACGCCCGCGCTGGGCGGC
AGCTTCTCGGGGCTCGAGCCCATGGGGCTGCTCTGGGCCATGGAGCCCGATCGGCCTTTTTGGCGATTGG
TCAAGCGCGACGTGCAGACGCCCTTCGTGGTGGAGCTGGAGGTGCTGGACGGACACGAGCCCGACGGCGG
GCAGCGGCTTGCACATGCGGTGCACGAGCGTCACTTCTTGGCTCCGGGGGTGCGGCGCGTGCCCGTACGA
GAGGGCCGGGTGCGCGCCACGCTCTTCCTGCCCCCAGAACCTGGACCCTTTCCTGGGATCATAGACCTTT
TTGGAGTTGGAGGTGGCCTTCTGGAGTATCGGGCGAGCCTGCTGGCTGGGAAGGGCTTTGCCGTCATGGC
TCTGGCTTATTACAACTACGATGACCTCCCCAAGAACATGGAAACCATGCACATGGAGTACTTTGAAGAA
GCCGTGAACTACCTGCGCAGCCACCCCGAGGTAAAAGGACCTGGAATTGGGCTGCTTGGGATTTCCAAAG
GGGGTGAACTTGGCCTTGCTATGGCCTCCTTCCTGAAGGGCATCACAGCTGCTGTGGTCATCAATGGCTC
CGTGGCTGCTGTTGGGAACACCATCTCCTACAAGGATGAGACTATACCCCCTGTGACTATCCTGAGAAAT
CAGGTCAAAATGACCAAGGATGGCCTCAAGGATGTTGTAGATGCTTTGCAAAGCCCTCTGGTAGACAAGA
AGAGCTTCATTCCCGTGGAAAGGTCTGACACGACCTTCCTGTTCCTCGTAGGTCAGGACGACCACAACTG
GAAGAGCGAGTTCTATGCTGATGAGATCTCCAAACGCCTGCAGGCGCACGGGAAGGAGAAGCCCCAGATC
ATCTGCTACCCAGCAGCAGGGCATTACATCGAGCCCCCTTACTTCCCGCTGTGCAGCGCTGGCATGCACC
TCCTGGTGGGTGCCAACATCACCTTTGGAGGGGAGCCCAAGCCTCATGCCATGGCCCAGTTGGATGCATG
GCAGCAGCTCCAGACTTTCTTCCACAAACAGTTGGGTAGTGAGTGTTTGCATGTGTCTCCTAAAATA

ACGCGTACGCGGCCGCTCGAG - GFP Tag -  GTTTAA
```

This product is to be used for laboratory only. Not for diagnostic or therapeutic use.
©2024 OriGene Technologies, Inc., 9620 Medical Center Drive, Ste 200, Rockville, MD 20850, US

View online »

Protein Sequence:

```
>MG224801 representing NM_012006
Red=Cloning site Green=Tags(s)

MEATLNLEPSGRSCWDEPLSIAVRGLAPEQPVTLRSVLRDEKGALFRAHARYRADSHGELDLARTPALGG
SFSGLEPMGLLWAMEPDRPFWRLVKRDVQTPFVVELEVLDGHEPDGGQRLAHAVHERHFLAPGVRRVPVR
EGRVRATLFLPPEPGPFPGIIDLFGVGGGLLEYRASLLAGKGFAVMALAYYNYDDLPKNMETMHMEYFEE
AVNYLRSHPEVKGPGIGLLGISKGGELGLAMASFLKGITAAVVINGSVAAVGNTISYKDETIPPVTILRN
QVKMTKDGLKDVVDALQSPLVDKKSFIPVERSDTTFLFLVGQDDHNWKSEFYADEISKRLQAHGKEKPQI
ICYPAAGHYIEPPYFPLCSAGMHLLVGANITFGGEPKPHAMAQLDAWQQLQTFFHKQLGSECLHVSPKI

TRTRPLE - GFP Tag -  V
```

Restriction Sites: SgfI-MluI

Cloning Scheme:

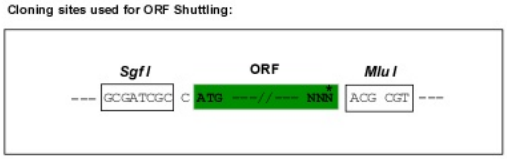

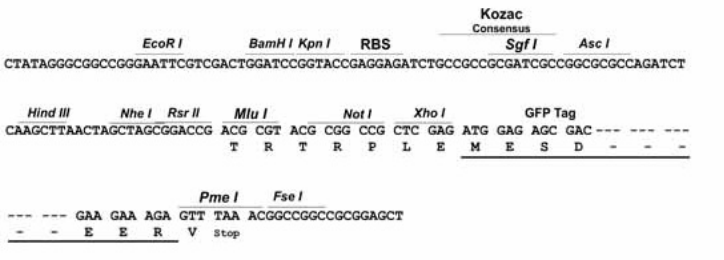

ACCN: NM_012006

ORF Size: 1257 bp

OTI Disclaimer: The molecular sequence of this clone aligns with the gene accession number as a point of reference only. However, individual transcript sequences of the same gene can differ through naturally occurring variations (e.g. polymorphisms), each with its own valid existence. This clone is substantially in agreement with the reference, but a complete review of all prevailing variants is recommended prior to use. More info

OTI Annotation: This clone was engineered to express the complete ORF with an expression tag. Expression varies depending on the nature of the gene.

Components: The ORF clone is ion-exchange column purified and shipped in a 2D barcoded Matrix tube containing 10ug of transfection-ready, dried plasmid DNA (reconstitute with 100 ul of water).

This product is to be used for laboratory only. Not for diagnostic or therapeutic use.
©2024 OriGene Technologies, Inc., 9620 Medical Center Drive, Ste 200, Rockville, MD 20850, US

Reconstitution Method:
1. Centrifuge at 5,000xg for 5min.
2. Carefully open the tube and add 100ul of sterile water to dissolve the DNA.
3. Close the tube and incubate for 10 minutes at room temperature.
4. Briefly vortex the tube and then do a quick spin (less than 5000xg) to concentrate the liquid at the bottom.
5. Store the suspended plasmid at -20°C. The DNA is stable for at least one year from date of shipping when stored at -20°C.

RefSeq: NM_012006.2, NP_036136.1

RefSeq Size: 1559 bp

RefSeq ORF: 1260 bp

Locus ID: 26897

UniProt ID: O55137

Cytogenetics: 12 39.0 cM

Gene Summary: Acyl-CoA thioesterases are a group of enzymes that catalyze the hydrolysis of acyl-CoAs into free fatty acids and coenzyme A (CoASH), regulating intracellular levels of acyl-CoAs, free fatty acids and CoASH. More active towards saturated and unsaturated long chain fatty acyl-CoAs (C12-C20).[UniProtKB/Swiss-Prot Function]

Product images:

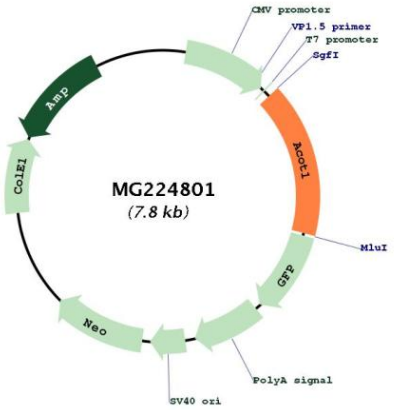

Circular map for MG224801

This product is to be used for laboratory only. Not for diagnostic or therapeutic use.
©2024 OriGene Technologies, Inc., 9620 Medical Center Drive, Ste 200, Rockville, MD 20850, US