

## Product datasheet for **MG224116**

### **Brdt (NM\_001079873) Mouse Tagged ORF Clone**

#### Product data:

Product Type:	Expression Plasmids
Product Name:	Brdt (NM_001079873) Mouse Tagged ORF Clone
Tag:	TurboGFP
Symbol:	Brdt
Synonyms:	7420412D09Rik; Brd; Brd6; Fsr; Fsr3
Mammalian Cell Selection:	Neomycin
Vector:	pCMV6-AC-GFP (PS100010)
E. coli Selection:	Ampicillin (100 ug/mL)
ORF Nucleotide Sequence:	>MG224116 representing NM_001079873 Red=Cloning site Blue=ORF Green=Tags(s)

TTTTGTAATACGACTCACTATAGGGCGGCCGGAATTCGTCGACTGGATCCGGTACCGAGGAGATCTGCC  
GCC**CGATCGCC**

ATGTCTCTGCCAAGTCGACAAACAGCTATTGTTAACCCCTCCACCAGAGTACATAAACACTAAGAAGA  
GTGGGCGGTTGACGAATCAGCTGCAGTTCCTACAGAGGTTGTGCTGAAGGCCCTGTGGAAGCACGGCTT  
CTCTTGGCCTTTCCAACAGCCGGTGGACGCCGTGAACTAAAGCTGCCTGACTATTACACCATCATAAAA  
ACCCCAATGGATTTAAATACAATTAAGAAGCGGTTGAAAATAAGTATTATGAGAAGGCTCCGAATGCA  
TAGAAGACTTCAACACAATGTTCTCAAAGTCTACTTATACAACAAGACTGGAGATGACATTGTTGTTAT  
GGCCCAAGCTCTAGAGAAGTTATTTATGCAGAAATTTATCTCAGATGCCACAAGAAGCAAGTTGTGGGT  
GGTAAGGAGAGAATAAAGAAAGATATCCAACAAAAGATAGCGGTTTCTCTGCTAAGGAACAAATCCCT  
CCAAAGCGGCAGAGAATGTCTTTAAGCGGCAAGAGATTCCTTCTGGGCTTCTGACATCTCTCTCGCC  
CTTAAACATGGCACAAGAAGCTCCCCGATCTGTGACTCGCAGTCTCTGGTCCAAATTACAAAGGGTGTG  
AAGAGGCGAGCAGACACAACACTCCTACCACTCCATAGCTAAAGCAAGTAGCGAATCTCTCCGACAC  
TTAGAGAAACAAAGCCAGTGAACATGCCAGTAAAAGAAAATACAGTAAAGAACGTTTTGCCAGACTCTCA  
GCAACAACACAAGTTTTAAAAACAGTCAAAGTAAACGGAGCAATTAAGCACTGCAGCGAGATTCTTAA  
GAAATGCTTGCCAAGAAACATTTGCCGTATGCATGGCCCTTCTATAATCCTGTGGATGCTGATGCTTTGG  
GACTCCACAACACTATGACGTTGTCAAAAATCCCATGGATCTCGGAACGATCAAGGTAATACTGCC

**ACGCGT**ACGCGGCCGCTCGAG - GFP Tag - GTTTAA



[View online »](#)

**Protein Sequence:** >MG224116 representing NM\_001079873  
 Red=Cloning site Green=Tags(s)

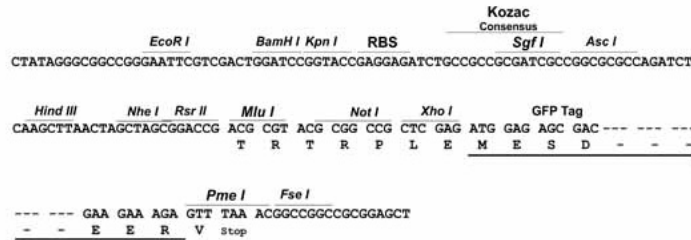
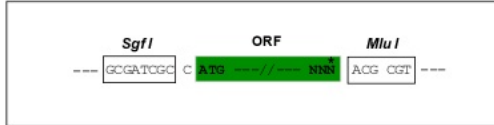
MSLPSRQTAIVNPPPEYINTKKSRLTNQLQFLQRVVLKALWKHGFSWPFQQPVDVAVKLLKLPDYITIK  
 TPMDLNTIKKRLNKYYEKASECIEDFNTMFSNCYL YNK TGDDI VYMAQALEKLFMQKLSQMPQEEQVVG  
 GKERIKKDIQQKIAVSSAKEQIPSKAAENVFKRQEIPSGLPDISLSPLNMAQEAPPICDSQSLVQITKGV  
 KRRADTTTTPTTSIAKASSESPPTLRET KPVNMPVKENTVKNVLPDSQQQHVKVLT VKVTEQLKHCSEILK  
 EMLAKKHLPYAWPFYNPVDADALGLHNYD VVKNPMDLGTIKVNTA

TRTRPLE - GFP Tag - V

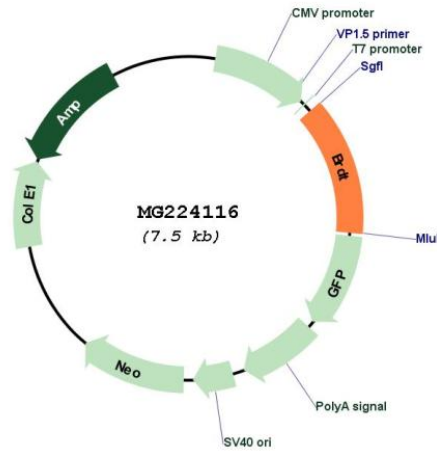
**Restriction Sites:** SgfI-MluI

**Cloning Scheme:**

Cloning sites used for ORF Shuttling:



**Plasmid Map:**



**ACCN:** NM\_001079873

**ORF Size:** 978 bp

<b>OTI Disclaimer:</b>	The molecular sequence of this clone aligns with the gene accession number as a point of reference only. However, individual transcript sequences of the same gene can differ through naturally occurring variations (e.g. polymorphisms), each with its own valid existence. This clone is substantially in agreement with the reference, but a complete review of all prevailing variants is recommended prior to use. <a href="#">More info</a>
<b>OTI Annotation:</b>	This clone was engineered to express the complete ORF with an expression tag. Expression varies depending on the nature of the gene.
<b>Components:</b>	The ORF clone is ion-exchange column purified and shipped in a 2D barcoded Matrix tube containing 10ug of transfection-ready, dried plasmid DNA (reconstitute with 100 ul of water).
<b>Reconstitution Method:</b>	<ol style="list-style-type: none"><li>1. Centrifuge at 5,000xg for 5min.</li><li>2. Carefully open the tube and add 100ul of sterile water to dissolve the DNA.</li><li>3. Close the tube and incubate for 10 minutes at room temperature.</li><li>4. Briefly vortex the tube and then do a quick spin (less than 5000xg) to concentrate the liquid at the bottom.</li><li>5. Store the suspended plasmid at -20°C. The DNA is stable for at least one year from date of shipping when stored at -20°C.</li></ol>
<b>RefSeq:</b>	<a href="#">NM_001079873.1</a> , <a href="#">NP_001073342.1</a>
<b>RefSeq Size:</b>	1588 bp
<b>RefSeq ORF:</b>	981 bp
<b>Locus ID:</b>	114642
<b>UniProt ID:</b>	<a href="#">Q91Y44</a>
<b>Cytogenetics:</b>	5 E5
<b>Gene Summary:</b>	The protein encoded by this gene belongs to the BET protein family. BET proteins have two N-terminal bromodomains and one C-terminal extraterminal domain (ET domain). BET proteins regulate chromatin reorganization via binding to acetylated histones. This gene is thought to play a role in the transcriptional regulation of spermatogenesis. Although referred to as testis-specific bromodomain (Brdt) protein, RT-PCR indicates that this gene is expressed in both mouse oocytes and testes. Alternative splicing results in multiple transcript variants encoding different proteins. [provided by RefSeq, Jul 2008]