OriGene Technologies, Inc.
9620 Medical Center Drive, Ste 200
Rockville, MD 20850, US
Phone: +1-888-267-4436
https://www.origene.com
techsupport@origene.com
EU: info-de@origene.com
CN: techsupport@origene.cn

Product datasheet for MG223584

Kcnip2 (NM_145704) Mouse Tagged ORF Clone

Product data:

Product Type:	Expression Plasmids
Product Name:	Kcnip2 (NM_145704) Mouse Tagged ORF Clone
Tag:	TurboGFP
Symbol:	Kcnip2
Synonyms:	KChI; KChIP2
Mammalian Cell Selection:	Neomycin
Vector:	pCMV6-AC-GFP (PS100010)
E. coli Selection:	Ampicillin (100 ug/mL)
ORF Nucleotide Sequence:	>MG223584 representing NM_145704 Red=Cloning site Blue=ORF Green=Tags(s) TTTTGTAATACGACTCACTATAGGGCGGCCGGGAATTCGTCGACTGGATCCGGTACCGAGGAGATCTGCC GCCGCGATCGCC ATGCGGGGCCAAGGCCGAAAGGAGAGTTTGTCCGAATCCCGAGATTTGGACGGCTCCTATGACCAGCTTA CGGACAGCGTGGAGGATGAGTTTGAACTATCCACGGTGTGCCACCGGCCTGAGGGTCTGGAACAACTCCA GGAACAAACCAAGTTCACACGCAGAGAGTTGCAGGTCCTGTACAGAGGCTTCAAGAACGAATGTCCCAGC GGAATTGTCAACGAGGAGAACTTCAAGCAAATTTATTCTCAGTTCTTTCCCCAAGGAGACTCCAGCAACT ACGCTACTTTTCTCTTCAATGCCTTTGACACCAACCATGATGGCTCTGTCAGTTTTGAGGACTTTGTGGC TGGTTTGTCAGTGATTCTTCGGGGAACCATAGATGATAGACTGAACTGGGCTTTCAACTTATATGACCTC AACAAGGATGGCTGTATCACGAAGGAGGAAATGCTCGACATCATGAAGTCCATCTATGACATGATGGGCA AGTACACCTACCCTGCCCTCCGGGAGGAGGCCCCGAGGGAACACGTGGAGAGCTTCTTCCAGAAGATGGA CAGAAACAAGGACGGCGTGGTGACCATTGAGGAATTCATTGAGTCTTGTCAACAGGACGAGAACATCATG AGGTCCATGCAACTCTTTGATAATGTCATC ACGCGTACGCGGCCGCTCGAG - GFP Tag - GTTTAA

This product is to be used for laboratory only. Not for diagnostic or therapeutic use.
©2024 OriGene Technologies, Inc., 9620 Medical Center Drive, Ste 200, Rockville, MD 20850, US

View online »

Protein Sequence:

```
>MG223584 representing NM_145704
Red=Cloning site Green=Tags(s)

MRGQGRKESLSESRDLDGSYDQLTDSVEDEFELSTVCHRPEGLEQLQEQTKFTRRELQVLYRGFKNECPS
GIVNEENFKQIYSQFFPQGDSSNYATFLFNAFDTNHDGSVSFEDFVAGLSVILRGTIDDRLNWAFNLYDL
NKDGCITKEEMLDIMKSIYDMMGKYTYPALREEAPREHVESFFQKMDRNKDGVVTIEEFIESCQQDENIM
RSMQLFDNVI

TRTRPLE - GFP Tag -  V
```

Restriction Sites: SgfI-MluI

Cloning Scheme:

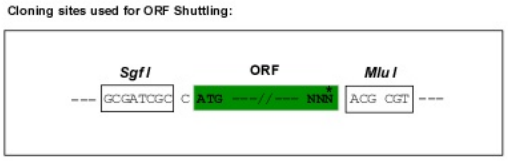

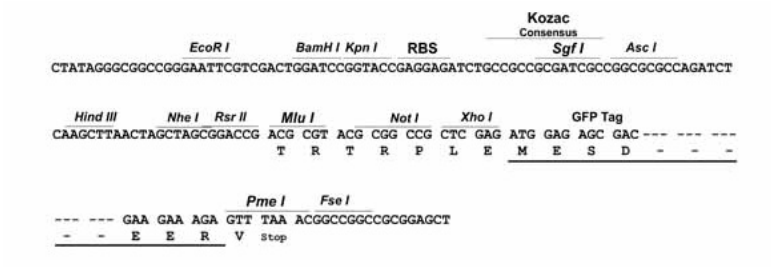

ACCN: NM_145704

ORF Size: 660 bp

OTI Disclaimer: The molecular sequence of this clone aligns with the gene accession number as a point of reference only. However, individual transcript sequences of the same gene can differ through naturally occurring variations (e.g. polymorphisms), each with its own valid existence. This clone is substantially in agreement with the reference, but a complete review of all prevailing variants is recommended prior to use. More info

OTI Annotation: This clone was engineered to express the complete ORF with an expression tag. Expression varies depending on the nature of the gene.

Components: The ORF clone is ion-exchange column purified and shipped in a 2D barcoded Matrix tube containing 10ug of transfection-ready, dried plasmid DNA (reconstitute with 100 ul of water).

This product is to be used for laboratory only. Not for diagnostic or therapeutic use.
©2024 OriGene Technologies, Inc., 9620 Medical Center Drive, Ste 200, Rockville, MD 20850, US

Reconstitution Method:
1. Centrifuge at 5,000xg for 5min.
2. Carefully open the tube and add 100ul of sterile water to dissolve the DNA.
3. Close the tube and incubate for 10 minutes at room temperature.
4. Briefly vortex the tube and then do a quick spin (less than 5000xg) to concentrate the liquid at the bottom.
5. Store the suspended plasmid at -20°C. The DNA is stable for at least one year from date of shipping when stored at -20°C.

RefSeq: NM_145704.2, NP_663750.1

RefSeq Size: 663 bp

RefSeq ORF: 663 bp

Locus ID: 80906

UniProt ID: Q9JJ69

Cytogenetics: 19 38.75 cM

Gene Summary: This gene encodes a member of the voltage-gated potassium channel-interacting protein (KCNIP) family. KCNIP family members are small calcium binding proteins that commonly exhibit unique variation at their N-termini, and which modulate A-type potassium channels. This gene is predominantly expressed in the adult heart, and to a lesser extent in the brain. Disruption of this gene is associated with susceptibility to cardiac arrhythmias and lack of transient outward potassium current in ventricular myocytes, and downregulated expression is associated with cardiac hypertrophy. The encoded protein has also been implicated as a repressor of immune response. Alternative splicing results in multiple transcript variants. [provided by RefSeq, Feb 2013]

Product images:

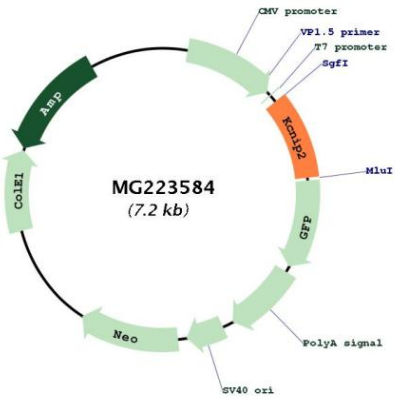

Circular map for MG223584

This product is to be used for laboratory only. Not for diagnostic or therapeutic use.
©2024 OriGene Technologies, Inc., 9620 Medical Center Drive, Ste 200, Rockville, MD 20850, US