

Product datasheet for **MG223563**

A3galt2 (NM_001009819) Mouse Tagged ORF Clone

Product data:

Product Type: Expression Plasmids
Product Name: A3galt2 (NM_001009819) Mouse Tagged ORF Clone
Tag: TurboGFP
Symbol: A3galt2
Synonyms: Gm433; iGb3; iGb3S
Mammalian Cell Selection: Neomycin
Vector: pCMV6-AC-GFP (PS100010)
E. coli Selection: Ampicillin (100 ug/mL)
ORF Nucleotide Sequence: >MG223563 representing NM_001009819
 Red=Cloning site Blue=ORF Green=Tags(s)

TTTTGTAATACGACTCACTATAGGGCGGCCGGAATTCGTCGACTGGATCCGGTACCGAGGAGATCTGCC
 GCC**CGATCGCC**

ATGGCTCTGGGGACAGAGTTGGGAGTGAGCTGGCCAGGGTCACATGGAAGTTGCCGAGAACAAGAAGGAC
 AGAGACAAAGAGGCCAGGGAAGCCAACCTGGGGACTTTCACGGGCCAAGAAGAGACTCCTGTGGCGGTT
 CTTCTGTCTGCATTTGGTTTCTTAGGCCTGTACCATTACAGGTTTCATTATTATCAGGCTCATAGAAGGC
 TCCATCCCCATGGGCACCTGCCCTACAGCCATAATGCCTCTGCCGAGGGACAATTCACAGGAGTACTGC
 ACCACTGGGCCCGCCTGAAGTCTGACCTGTACCTCTTGGGGAGCACCAATTATTTGGGATGGCACTTT
 CGACCCTCATGTAGCCCAGCAAGAGGCGAGACGGCGGAACCTCACCATCGGGCTGACTGTGTTTGCTGTA
 GGCAGGTACCTGGAGAAGTACCTGGAACACTTCCTGGTATCGGCAGAGCAGCACTTCATGGTCGGCCAGA
 ACGTGGTGTACTATGTGTTTACGGATCGCCCGAAGCAGTGCCCTATGTGGCTCTAGGCCAGGGTCGCT
 GCTGCGGGCAAACCCGTGCAGCGAGAGAGGGCGCTGGCAGGACGTGCCATGGCACGCATGCCACGCTA
 CACGAGGCTCTGGGAGGGCAGCTGGCCAAGAAGCTGACTTTGTGTTCTGCCTGGACGTGGACCAGTACT
 TCACCGGTAACCTCGGGCCTGAGGTGCTGGCAGATTTGGTGGCACAGCTGCACGCTGGCACTACCGCTG
 GCCCGGTGGCTGCTGCCCTACGAGAGGGACAAGCGATCGGCTGCTGCGTGTGTTAAGCGAAGGCGAT
 TTCTACTACCAGCTGCGGTGTTTGGCGGCAAGTGGCTGCACTGCTCAAGCTGACGGCCACTGTGCGA
 CTGGCCAACAGCTGGACCATAAGCGCGGCAATTGAGGCACTTGGCACGACGAAAGCCACCTTAACAAGTT
 CTTCTGGCTGAACAAGCCACCAAGCTGCTGTCGCTGAGTTCTGCTGGGACAGGAAATATCTGGAGG
 AGAGAGATCCATCACCCACGCTGCTCTGGCACCAAGGAATATACGCTGGTGGCAAAC

ACGGTACGCGGCCGCTCGAG - GFP Tag - GTTTAA



[View online »](#)

Protein Sequence: >MG223563 representing NM_001009819
 Red=Cloning site Green=Tags(s)

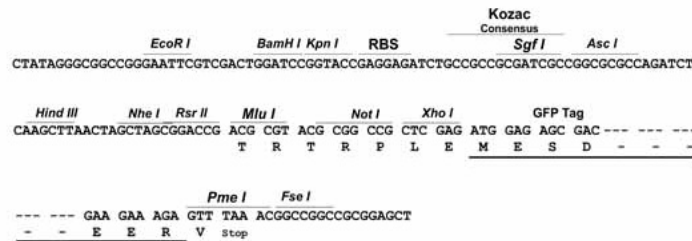
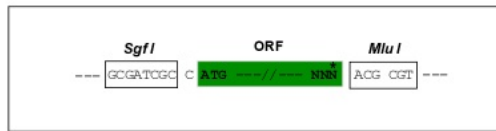
MALGTELGVSWPGSHGSCREQEQRQRPKPTWGLSRAKKRLLWRFFLSAFGFLGLYHYRFIIIRLIEG
 SIPMGTCPTAIMPLPRDNFTGVLHHWARPEVL TCTSWGAPIIWDGTFDPHVAQQEARRRNLTIGLTVFAV
 GRYLEKYLEHFLVSAEQHFVVGQNVVYVFTDRPEAVPYVALGQGRLLRAKPVQRERRWQDVSMARMP
 TLHEALGGQLGQEADFVFLDQYFTGNFGPEVLADLVAQLHAWHYRWRWLLPYERDKRSAAALSLSEGD
 FYYHAAVFGGSVAALLKLTACATGQQLDHRGIEALWHDESHLNKFFWLNKPTKLLSPEFCWAEIIWR
 REIHPRLWAPKEYTLVRN

TRTRPLE - GFP Tag - V

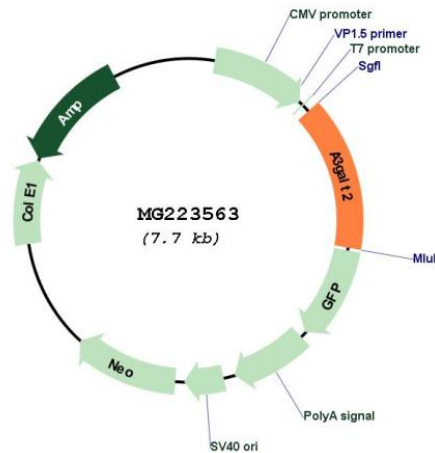
Restriction Sites: SgfI-MluI

Cloning Scheme:

Cloning sites used for ORF Shuttling:



Plasmid Map:



ACCN: NM_001009819

ORF Size:	1110 bp
OTI Disclaimer:	The molecular sequence of this clone aligns with the gene accession number as a point of reference only. However, individual transcript sequences of the same gene can differ through naturally occurring variations (e.g. polymorphisms), each with its own valid existence. This clone is substantially in agreement with the reference, but a complete review of all prevailing variants is recommended prior to use. More info
OTI Annotation:	This clone was engineered to express the complete ORF with an expression tag. Expression varies depending on the nature of the gene.
Components:	The ORF clone is ion-exchange column purified and shipped in a 2D barcoded Matrix tube containing 10ug of transfection-ready, dried plasmid DNA (reconstitute with 100 ul of water).
Reconstitution Method:	<ol style="list-style-type: none">1. Centrifuge at 5,000xg for 5min.2. Carefully open the tube and add 100ul of sterile water to dissolve the DNA.3. Close the tube and incubate for 10 minutes at room temperature.4. Briefly vortex the tube and then do a quick spin (less than 5000xg) to concentrate the liquid at the bottom.5. Store the suspended plasmid at -20°C. The DNA is stable for at least one year from date of shipping when stored at -20°C.
RefSeq:	NM_001009819.2 , NP_001009819.1
RefSeq Size:	3390 bp
RefSeq ORF:	1113 bp
Locus ID:	215493
UniProt ID:	Q3V1N9
Cytogenetics:	4 D2.2
Gene Summary:	Synthesizes the galactose-alpha(1,3)-galactose group on the glycosphingolipid isoglobotrihexosylceramide or isogloboside 3 (iGb3) by catalyzing the transfer of galactose from UDP-Galactose to its acceptor molecule Gal-beta-1,4-Glc-ceramide. Can also catalyze the addition of galactose to iGb3 itself to form polygalactose structures. Synthesis of iGb3 is the initial step in the formation of the isoglobo-series glycolipid pathway and is the precursor to isogloboside 4 (iGb4) and isoForssman glycolipids. Can glycosylate only lipids and not proteins and is solely responsible for initiating the synthesis of isoglobo-series glycosphingolipids.[UniProtKB/Swiss-Prot Function]