

Product datasheet for **MG223495**

Acacb (NM_133904) Mouse Tagged ORF Clone

Product data:

Product Type:	Expression Plasmids
Product Name:	Acacb (NM_133904) Mouse Tagged ORF Clone
Tag:	TurboGFP
Symbol:	Acacb
Synonyms:	Acc2; Accb; AI597064; AW743042
Mammalian Cell Selection:	Neomycin
Vector:	pCMV6-AC-GFP (PS100010)
E. coli Selection:	Ampicillin (100 ug/mL)
ORF Nucleotide Sequence:	>MG223495 representing NM_133904 Red=Cloning site Blue=ORF Green=Tags(s)

TTTTGTAATACGACTCACTATAGGGCGGCCGGAATTCGTCGACTGGATCCGGTACCGAGGAGATCTGCC
GCC**CGATCGCC**

ATGGTCTTGCTTCTTTCTGACTTGCCTGGTTTTCTCCTGCCTGACCTTTTCTGGCTAAAAATCTGGG
GGAAGATGACAGACTCGAAGCCGCTCACCAACAGTAAGGTGGAAGCCAATCTCCTTTCAAGCGAGGAGTC
CCTTTAGCCTCAGAGCTGTCAGGGGAACAGCTGCAGGAACATGGCGACCACAGCTGTCTGTCTACAGA
GGTCCCAGAGACGCCAGTCAGCAGAGGAACTCCCTGCCAAGCTCATGCCAGAGCCCTCCGAGGAACCCAC
TGTCTTCCAATGACACCTGGCCCTCCCCAGAATCCAAACCAACTGGACAGCCGCCCGGGCCAGAGGT
TCCAGATGCTAATGGGTTGTCTTCCCAGCCAGGCCCGGAGCCAGAGGACAGTATCCCCCTCCAGAGAG
GACAGGAAGCAGGCACACATCAAGAGACAGCTGATGACCAGCTTTATCCTGGGCTCCCTGGATGACAACT
CCTCTGATGAGGACCCTAGTGCCGGCTCCTTCCAGAACTCCTCCCGAAGAGCAGCAGGGCTAGCCTGGG
CACTCTGTCCCAGGAGGCTGCATTGAACACAAGTGATCCTGAATCTCACGCGCCTACTATGAGGCCACGC
ATGTCTGGACTCCATCTGGTGAAGAGAGGCCGAGAACAAGAACTGGACCTGCACAGAGATTTACCCG
TCGCGTCCCAGCCGAGTTTGTCACTCGGTTTGGAGGCAACAGGGTCATAGAGAAGGTGCTCATCGCCAA
CAATGGCATCGCTGCGGTCAAGTGTATGCGCTCCATCCGCCGCTGGGCCACGAGATGTTCCGTAATGAA
CGTGCCATCCGGTTCGTGGTCAATGGTGCAGCCGAGGATCTGAAGGCCAACGCAGAGTACATCAAGATGG
CCGATCAGTACGTCCCTGTCCCAGGAGACCCAATAACAACAACATGCCAATGTTGAGCTGATCATAGA
CATTGCCAAGAGAATCCCTGTACAGGCCGTGTGGGCTGGCTGGGGCCACGCTTCGAAAAACCCAAACTT
CCAGAGCTGCTGTGTAACACGAGATTGCTTCTAGGTCACCCAGTGAGGCCATGTGGGCCCTGGGAG
ACAAGATCGCCTCCACCATCGTAGCGCAGACACTGCAAAATCCCAACCTTACCCTGGAGTGGAAAGCGGTCT
CACAGTGGAGTGGACGGAGGACAGCCGGCACCAGGGCAAATGCATCAGTGTCCCCGAAGACGTTTACGAG
CAGGGCTGTGTGAAGGATGTGGACGAAGGCTTGCAGGCAGCAGAAAAATAGGATTTCTTTGATGATCA
AAGCCTCCGAAGCGGAGGCGGAAAGGTATCCGCAAGGCTGAGAGTGCAGAGGACTTCCCGATGCTTTT
CCGACAAGTGCAGAGTGAATCCGGGCTCGCCGATCTTCTAATGAAGTGGCCAGAACGCACCGCAC



[View online »](#)

CTGGAGGTCCAGGTCTTGGCAGATCAGTATGAAACGCGGTGTCCTGTTTCGGACGGGACTGTTCCATTC
 AGAGGGCCGACCAGAAGATCATTGAGGAGGCTCCGGCCACCATCGCCGCGCTGCCGTGTTTGAGTTCAT
 GGAACAGTGTGCTGTCTCTGGCCAAGATGGTGGGTTATGTGAGCGGGGACTGTGGAGTACTTATAC
 AGCCAGGATGGCAGCTTCCACTTCTGGAGCTGAACCCACGCCTGCAGGTGGAGCATCCGTGCACTGAAA
 TGATCGCAGATGTCAACCTGCCTGCTGCGCAGTTCAGATCGCCATGGGCGTGCCCTGCACCGACTGAA
 GGACATACGGCTTCTGTACGGAGAGTCCCCTGGGGAGTGACCCCACTTCTTTTGAACCCCTTGAGC
 CCTCCCATTGCCGAGGCCACGTATTGCAGCCAGGATACCAGCGAAAACCCAGATGAGGGCTTTAAGC
 CAAGCTCGGGGACAGTGCAGGAGCTGAACTTCCGACGAAACAAGAACGTGTGGGGTTACTTCAGCGTGGC
 CGCTGCTGGGGCTTGCACGAGTTCGCCGATTCCAGTTCGGGACTGCTTCTCTGGGGCGAGAACCCT
 GAAGAGGCCATTTGAAACATGGTAGTGGCTTTGAAGGAACTGTCCATCCGGGGTACTTCCGGACCACTG
 TGGAGTATCTCGTTAACCTTCTGGAGACCGAGAGCTTCCAGAACAACGATATCGACACGGGGTGGCTGGA
 CCACCTCATCGCTCAGCGGGTGCAGGCAGAGAAGCCGGACATCATGCTTGGGGTGGTGTGTGGGGCCTTG
 AATGTGGCAGACGCGATGTTGAAACCTGCATGACGGAATTTGCACTCCCTGAAAGGGGTGAGGTCC
 TCCCTGCTGATTCTGTGTAACATTGTGGACGTTGAATTGATTTACGGCGCATCAAGTATGCTCTCAA
 GGTAGCCGACAGTCCCTGACTATGTTTGTCTCATCATGAACGGCTGCCACATCGAGATCGATGCCAC
 CGCTGAAACGATGGGGGGCTGCTCTGTCTACAATGGCAGCAGTTACACTACGTACATGAAGGAAGAGG
 TTGACAGTTACCGGATCACTATCGGCAATAAGACTTGCCTGTTTAAAAGGAAAACGACCCCACTGTCT
 GAGATCCCCCTCGGCTGGGAAGCTGATGCAAGTATACGGTGGAGGACGGAGACCAGTGAAGCTGGGAGC
 AGCTACGCGGAGATGGAGGTGATGAAGATGATCATGACCTGAACGTGCAGGAGAGCGGCCGGGTGAAGT
 ACATCAAGCGGCCAGGGTTATACTGGAGGCTGGCTGCGTGGTGGCGAGGCTAGAAGTCCGATGACCTTC
 AAAAGTGCACGGCCAGCCGCTTACTGGGGAGCTCCCTGCCAGCAGACTCTGCCATCTCGGGGAG
 AAGCTACACCAAGTGTCCACGGCGCTTGGAAAATCTGACCAATGTGATGAGTGGTACTGCCTGCCCG
 AGCCCTTCTTCAGCATGAAGCTGAAGGACTGGTCCAGAAGCTCATGATGACGCTCCGGCATCCCTCCCT
 ACCTCTGCTGGAGCTACAGGAGATCATGACCAGTGTGGCCGCGCCATCCCGCCCGGTGGAGAAGGCA
 GTCGCGAGGGTGTGGCCAGTACGCCAGTAAACATCACCTCCGTGCTATGCCAGTTCACAGCCAGCAGA
 TAGCCACCATCTGGACTGCCATGCCGCCACCCTGCAGCGTAAGGCGGACCGAGAGGTCTTCTTATGAA
 CACACAGAGCATCGTGCAGCTGGTCCAGAGATACCGCAGCGGACCCGTGGCTACATGAAGGCTGTGGTG
 CTGGACCTCTGAGGAAATATCTAAACCTGGAGCACCATTTTCAGCAAGCCCACTATGACAAGTGTGTA
 TCAACCTGAGGGAGCAGTCAAGCCGGACATGACCCAGGTGCTGGACTGCATCTTCTCACACTCCCAGT
 GGCCAAGAAGAACCAGCTGGTGACCATGCTGATAGATGAGCTGTGCGGCCAGACCCACCCTGTCAGAC
 GAGCTGACCTCCATCCTCTGTGAGCTCAGCAGCTGAGCAGAAGCGAGCACTGCAAGGTTGCCCTCAGAG
 CCAGACAGGTCTGATCGCTCCACCTCCCTCTACGAGCTGCGGCACAACCAGGTGGAGTCCATCTT
 CCTGTCCGCCATCGACATGTACGGCCACCAGTTCGCCAGAAAATCTCAAGAACTAATACTTTAGAA
 ACGACCATATTCGACGCTCTGCCACTTCTTCTATCACGAGAACAAGGTTGTCTGTATGGCGTCCCTGG
 AGGTTTACGTGCGGAGAGGCTACATCGCTACGAGCTAAACAGCCTGCAGCACCAGGAGCTCCAGATGG
 CACCTGTGTGGTGGAGTTCAGTTCATGCTGCCCTTCTCCACCCCAACCGGATGGCCGTGCCATCAGT
 GTCTCAACCCCGACCTGCTGAGGCACAGCACAGAACTTTCATGGACAGTGGCTTCTCCCCTGTGCC
 AGCGGATGGGGCCATGGTGGCCTTTCAGGAGATTTGAAGAATTCACCAGGAACCTTGATGAAGTATCTC
 CTGCTTTGCCAACGTGCAGACAGACACTTCTCTTTCAGTAAGGGCTGCACCTCCCTGTACTCAGAGGAA
 GACAGCAAGAGCCTCCGAGAGGAACCCATCCACATCCTGAATGTGGCCATCCAGTGTGCCGACCATGG
 AGGACGAGGCGCTGGTGGCAGTCTTCCGTGCCTTTGTACAGTCCAAGAAGCACATCCTTGTGGATTACGG
 ACTCCGAAGAATCACATTCCTTGTGGCCAAGAGAGAGAATTCCCAAGTCTTTCAGCTTTCAGAGCGAGG
 GATGAGTTTGCAGAAGACCGGATTTATCGCCACTTGGAGCCTGCCCTGGCCTTCCAGCTGGAGCTGAGCC
 GGATGCGCAACTTTGACCTGACCGCTGTGCCCTGTGCCAACCACAAGATGCATCTTACCTGGGAGCCGC
 TAAGGTGAAGGAAGGTTGGAGGTGACCGACCACAGGTTCTTTATCCGAGCCATTATCCGGCACTCAGAC
 CTGATACCAAGGAAGCCTCCTTCGAGTACCTGCAGAACGAAGGTGAGCGGCTGCTGCTGGAAGCCATGG
 ACGAGCTGGAGGTGGCGTTCAACAACACCAGTGTGCGCACTGACTGCAACCACATCTTCTCAACTTTGT
 GCCACAGTCATCATGGACCCGCTCAAGATCGAGGAGTCGGTGGCTGACATGGTATGCGCTATGGCAGC
 CGTCTGTGGAAGCTCCGAGTGTGCAGGCCGAGGTTAAGATCAACATCCGTGAGCAACCTCAGATAGTG
 CCATCCCCATCCGCTCTTATACCAACGAGTCTGGCTACTACCTGGACATCAGCCTCTATAGAGAAGT
 GACGGACTCCAGATCCGGAATATCATGTTTATTCTTTGGCAACAAGCAAGGTAGCCTGCATGGGATG
 CTGATCAATACCCCTATGTCACCAAGGACCTGCTCCAGGCTAAGCGATTCCAGGCACAGTCCCTCGGGA

CCACCTATGTGTACGACTTCCCAGAGATGTTTCAGGCAGGCTCTCTTTAACTGTGGGGCTCCCCAGAGAA
GTACCCCAAAGATATCCTGACATACACAGAGCTGGTGTGGACTCTCAAGGTCAGCTGGTGGAGATGAAC
CGGCTTCTGGTTGTAACGAGGTGGGCATGGTGGCCTTCAAAATGAGGTTCAAGACCCCGGAGTATCCAG
AAGGCCGGGACGCCGTTGTCATCGGCAATGACATCACCTTCCAAATCGGCTCTTTCGGCATAGGGGAGGA
CTTCTGTACCTGCGAGCGTCTGAGATGGCCCGGACAGAGGGCATCCCCAAATCTACCTGGCAGCTAAC
AGCGGGGCCCGTATGGCCCTGGCTGAGGAGATCAAACAGATATCCAAGTGGCTTGGGTGGACCCAGAGG
ATCCCCACAAAGGATTTAGATACCTGTACCTGACGCCCAAGACTACACCCAGATCAGTTCCCAGAACTC
AGTGCACTGCAAGCACATCGAAGATGAAGGCGAATCCAGATACGTCATCGTGGATGTCATCGGGAAGGAT
GCCAACCTGGGTGTGGAGAACCCTGAGGGGCTCGGGCATGATTGCAGGAGAAGCTTCCCTGGCTTATGAGA
AAACGGTCACCATCAGCATGGTACCTGCCGCGCCTTGAATCGGGGCTTACCTGGTGAAGGCTTGGCCA
GCGGGTATCCAGGTGGAACCTCCACATCATCTCACCGAGCCGGTGTCTCAACAAGGCTCTGGGA
AGAGAGGTCTACACGTCCAACAACCAGCTAGGTGGCGTGCAGATCATGCATACCAACGGGGTCTCCACG
TCACCGTGCCAGATGACTTCGAGGGGCTGCACCATTCTGGAATGGCTGTCATTTATACCGAAGGACAA
TCGCAGCCCGTCCCATCACCACTCCTTCTGACCCCATCGACAGGAAATGAATTCACCCCAACCAA
GCTCCCTACGACCCAGGTGGATGCTTGCAGGCAGGCCTCACCAACTCTGAAGGGGACCTGGCAGAGTG
GATTCTTCGACCATGGCAGTTTCAAGGAAATCATGGCACCTGGGCCAGACTGTGGTGAAGGGACGAGC
AAGGCTGGGGGGCATCCCTGTGGGAGTGATTGCTGTGGAGACTCGGACTGTGGAGGTGGCTGTCCCCGCT
GACCCTGCCAACTTGATTCTGAGGCCAAGATCATCCAGCAGGCGGGCCAGGTGTGGTTCGGGACTCGG
CCTACAAGACGGCGCAGGTATCAGGGACTTCAACAAGGAGCGCCTGCCTCTCATGATCTTCGCAACTG
GAGGGGCTTCTCCGGAGGCATGAAGGACATGTATGAGCAGATGCTGAAGTTTGGCGCCTACATCGTGGAT
GGTCTCCGCTGTACGAGCAGCCATTCTCATCTACATCCCTCCCTGTGCGGAGCTCCGTGGGGGCTCCT
GGTTGTCTGGACTCCACCATCAACCCCTGTGCATAGAGATGTATGCAGACAAAGAGAGCAGGGGGGG
TGTTCTGGAGCCGGAGGGCACGGTGGAGATTAAGTTCCGGAAGAAGATCTGGTGAACACATAAGGAGG
ATAGACCCAGTGTGAAGAAGCTCGTGGGACAGCTGGGGAAAGCCAGCTTCCCGACAAGGACCGGAAGG
AGCTGGAGGGCCAGCTGAAGGCCCGGGAGGAACTGCTGCTTCCATCTACCACCAGGTGGCAGTGCAGTT
CGCAGACCTGCACGACACCCCGGGCCACATGCTGGAGAAAGGAATCATTCTGATGTGCTGGAATGGAAG
ACTGCCCGCACCTTCTTCTACTGGAGGCTGCGCCGGTGTGCTGGAGGCCAGGTGAAGCAGGAGATAC
TCCGAGCCAGCCCGAGCTGAACCACGAGCACACAGTCCATGCTGCGACGCTGGTTCTGTGGAGACTGA
GGGCGTGTCAAGGCCTACCTGTGGACAGCAACCAGGTGGTGGTCCAGTGGCTGGAACAGCACTGGTCA
GCCAAGGACGGCTTGCCTCCACCATCCGTGAAAACATCAATTATCTGAAGCGGGACTCTGTCTCAAGA
CCATCAAAGTCTGGTCCAAGAACATCCAGAGGTATCATGGACTGCGTGGCCTACCTGAGCCAGCACCT
CACGCCAGCCGAGCGGATACAGGTGGCTCAGCTGCTGTCTACCACGGAGAGCCAGCTTCTCTCC

ACGCGTACGCGGCCGCTCGAG - GFP Tag - GTTTAA

Protein Sequence: >MG223495 representing NM_133904
 Red=Cloning site Green=Tags(s)

```

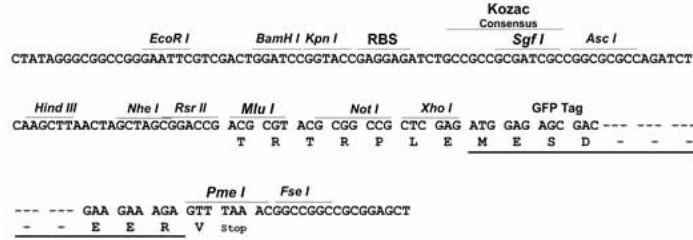
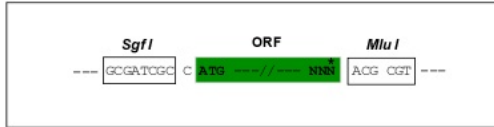
MVLFLFLTCLVFSCLTFSWLKIWGKMTDSKPLTNSKVEANLLSSEESLSASELSGEQLQEHGDHSCLSYR
GPRDASQQRNSLPSSCQRPPRNPLSSNDTWPSPQLQTNWTAAPGPEVPDANGLSFPARPPSQRTVSPSRE
DRKQAHIKRQLMTSFIILGSLDDNSDEDP SAGSFQNSSRKSSRASLGTLSQEAALNTSDPESHAPTMRPS
MSGHLHLVKRGREHKKLDLHRDFTVASPAEFVTRFGGNRVIEKVLIANNGIAAVKCMRSIRRWAYEMFRNE
RAIRFVVMVTPEDLKANA EYIKMADQYVVPVGGPNNNNYANVELIIDIAKRIPVQAVWAGWGHASENPKL
PELLCKHEIAFLGPPSEAMWALGDKIASTIVAQTLQIPTLPWSGSGLTVEWTEDSRHQGGKCSVPEDVYE
QGCVKDVEGLQAAEKIGFPLMIKASEGGGKIRKAESAEDFPMLFRQVQSEIPGSPILFMKLAQNARH
LEVQVLADQYGNVSLFGRDCSIQRRHQKIIIEAPATIAAPAVFEFMEQCAVLLAKMVGYSAGTVEYLY
SQDGSFHFLLENPRLQVEHPCTEMIADVNLPAQQLIAMGVPLHRLKDIRLLYGESPWGVTPIPFETPLS
PPIARGHVIAARITSENPDGFKPSSGTVQELNFRSNKNVWGYFVAAAGGLHEFADSQFGHCFSWGNER
EEAISNMVVALKEL SIRGDFRTTVEYLVNLL ETESFQNNIDITGWL DHLIAQRVQAEKPDIMLVGVCAL
NVADAMFRCTMTEFLHSLERGOVLPADSLLNIVDVELIYGGIKYALKVARQSLTMFVILMNGCHIEIDAHA
RLNDGGLLLSYNGSSYTTYMKEEVDSYRITIGNKTCVFEKENDPTVLRSPSAGKLMQYTVEDGDHVEAGS
SYAEMEVMKIMTLNVQESGRVKYIKRPGVILEAGCVVARELDDPSKVHAAQPFTEGELPAQQTLPILGE
KLHQVVFHGVLENL TNVMGCLPEPFFSMKLDWVQKLMMLTRHPSLPLELQEIMTSVAGRIPAPVEKA
VRRVMAQYASNITSVLCQFSPQIATILDCHAATLQRKADREVFVFMNTQSIQVQLVQRYSRGTGRYMKAVV
LDLLRKYLVNVEHHFQQAHYDKCVINLREQFKPDMTQVLDLDCIFSHSQVAKKNQLVTMLIDELCGPDPTLSD
ELTSLCEL TQLSRSEHCKVALRARQVLIASHLPSYELRHNQVESIFLSAIDMYGHQFCPENLKKLILSE
TTIFDVLPTFFYHENKVVCMASLEVVYRRGYIAYELNSLQHREL PDGTCVVEFQFMLPSSHPNRMVAVPIS
VSNPDL LRHSTELFMDSGF SPLCQRMGAMVAFRRFEF TRNFDEVISCFANVQTDTL LFSKACTSLYSEE
DSKSLREEP IHILNVAIQCADHMEDEALVPVFRFVQSKKHILVDYGLRRITFLVAQEREFPKFFTFRRAR
DEFAEDRIYRHLEPALAFQLELSRMRNFDLTAVPCANHKMHLYLGA AKVKEGLEVTDHRFFIRAIIRHSD
LITKEASFEYLQNEGERLLLEAMDELEVAFNNTSVRTDCNHIFLNFVPTVIMDPLKIEESVRDMVMRYGS
RLWKLRLVQAEVKINIRQTTSDSAIPIRL FITNESGYLDISLYREVTDSRSGNIMFHSFGNKQGS LHGM
LINTPYVTKDLLQAKRFQAQSLGTTYVYDFPEMFRQALFKLWGSPEKYPKDILTYTELVLDSQQLVEMN
RLPGCNEVGMVAFKMRFKTPEYPEGRDAVVIGNDITFQIGSFGIGEDFLYLRASEMARTEGIPQIYLAAN
SGARMGLAEEIKQIFQVAWVDPEDPHKGF RYL YLTPQDYTQISSQNSVHCKHIEDEGESRYVIVDVIKGD
ANLGVENLRGSGMIAGEASLAYEKTVTI SMVTCRALGIGAYL VRLGQRVIQVENSIIILTGAGALNKVLG
REVYTSNNQLGGVQIMHTNGVSHVTPDDFEGVCTILEWLSFIPKDNRSVPVITTPSDPIDREIEFTPTK
APYDPRWMLAGRPHPTLKG TWQSGFFDHGSFKEIMAPWAQTVVTGRARLGGIPVGVIAVETRTVEVAVPA
DPANLDSEAKIIQQAGQVWFPSAYKTAQVIRDFNKERLPLMIFANWRGFSGGMKDMEYQMLKFGAYIVD
GLRLYEQPILYIPPCAELRGGSWVVDSTINPLCIEMYADKESRGGVLEPEGTVEIKFRKKDLVKTIRR
IDPVCKKLVGQLGKAQLPDKDRKELEGQLKAREELLP IYHQVAVQFADLHDTPGHMLEKGIISDVLEWK
TARTFFYWRLLRLLLEAQVKQELRASPELNHEHTQSM LRRWFVETEGAVKAYLWDSNQVVVQWLEQHWS
AKDGLRSTIRENINYLKRDSVLKTIQSLVQEHPEVIMDCVAYLSQHLTPAERIQVAQLLSTTESPASS
  
```

TRTRPLE - GFP Tag - V

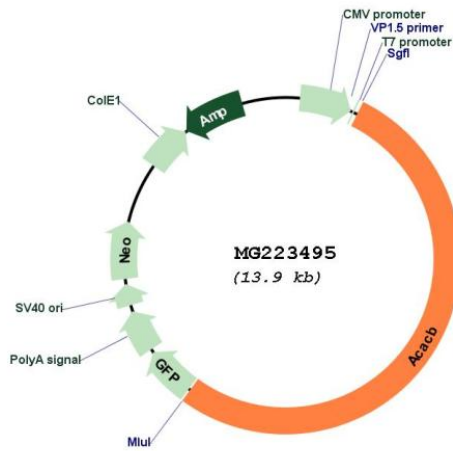
Restriction Sites: SgfI-MluI

Cloning Scheme:

Cloning sites used for ORF Shutting:



Plasmid Map:



ACCN: NM_133904

ORF Size: 7344 bp

OTI Disclaimer:	The molecular sequence of this clone aligns with the gene accession number as a point of reference only. However, individual transcript sequences of the same gene can differ through naturally occurring variations (e.g. polymorphisms), each with its own valid existence. This clone is substantially in agreement with the reference, but a complete review of all prevailing variants is recommended prior to use. More info
OTI Annotation:	This clone was engineered to express the complete ORF with an expression tag. Expression varies depending on the nature of the gene.
Components:	The ORF clone is ion-exchange column purified and shipped in a 2D barcoded Matrix tube containing 10ug of transfection-ready, dried plasmid DNA (reconstitute with 100 ul of water).
Reconstitution Method:	<ol style="list-style-type: none">1. Centrifuge at 5,000xg for 5min.2. Carefully open the tube and add 100ul of sterile water to dissolve the DNA.3. Close the tube and incubate for 10 minutes at room temperature.4. Briefly vortex the tube and then do a quick spin (less than 5000xg) to concentrate the liquid at the bottom.5. Store the suspended plasmid at -20°C. The DNA is stable for at least one year from date of shipping when stored at -20°C.
RefSeq:	NM_133904.2 , NP_598665.2
RefSeq Size:	8497 bp
RefSeq ORF:	7347 bp
Locus ID:	100705
UniProt ID:	E9Q4Z2
Cytogenetics:	5 F
Gene Summary:	Catalyzes the ATP-dependent carboxylation of acetyl-CoA to malonyl-CoA (By similarity). Carries out three functions: biotin carboxyl carrier protein, biotin carboxylase and carboxyltransferase (By similarity). Involved in inhibition of fatty acid and glucose oxidation and enhancement of fat storage (PubMed:11283375, PubMed:12920182, PubMed:15677334, PubMed:18487439, PubMed:22362781). May play a role in regulation of mitochondrial fatty acid oxidation through malonyl-CoA-dependent inhibition of carnitine palmitoyltransferase 1 (PubMed:10677481).[UniProtKB/Swiss-Prot Function]