OriGene Technologies, Inc.
9620 Medical Center Drive, Ste 200
Rockville, MD 20850, US
Phone: +1-888-267-4436
https://www.origene.com
techsupport@origene.com
EU: info-de@origene.com
CN: techsupport@origene.cn

Product datasheet for MG222328

H1f1 (NM_030609) Mouse Tagged ORF Clone

Product data:

Product Type:	Expression Plasmids
Product Name:	H1f1 (NM_030609) Mouse Tagged ORF Clone
Tag:	TurboGFP
Symbol:	H1f1
Synonyms:	H1; H1-1; H1.1; H1a; H1v; H1var3; Hist1; Hist1h1a
Mammalian Cell Selection:	Neomycin
Vector:	pCMV6-AC-GFP (PS100010)
E. coli Selection:	Ampicillin (100 ug/mL)

ORF Nucleotide Sequence:

```
>MG222328 representing NM_030609
Red=Cloning site Blue=ORF Green=Tags(s)

TTTTGTAATACGACTCACTATAGGGCGGCCGGGAATTCGTCGACTGGATCCGGTACCGAGGAGATCTGCC
GCCGCGATCGCC

ATGTCGGAGACGGCGCCAGTCGCTCAGGCTGCTTCTACTGCCACGGAGAAACCTGCTGCTGCAAAGAAGA
CCAAGAAGCCGGCAAAAGCTGCCGCTCCTCGGAAGAAGCCCGCGGGACCTTCGGTGTCGGAGCTCATCGT
GCAGGCAGTTTCTTCTTCCAAAGAGCGCAGTGGCGTGTCCTTGGCCGCGCTCAAGAAGTCGCTGGCTGCG
GCGGGATACGATGTGGAGAAGAACAACAGCCGCATCAAACTGGGGCTGAAAAGCCTGGTGAATAAAGGCA
CACTGGTGCAGACCAAGGGCACCGGCGCTGCTGGCTCTTTTAAGCTGAACAAGAAGGCTGAGTCCAAGGC
CATCACCACCAAGGTGTCAGTGAAGGCGAAAGCATCCGGGGCTGCTAAGAAACCTAAGAAGACTGCTGGG
GCTGCAGCTAAGAAGACTGTCAAGACTCCGAAGAAGCCCAAGAAGCCTGCAGTTTCCAAGAAGACTTCCA
AGAGCCCCAAGAAGCCGAAGGTGGTGAAGGCCAAGAAGGTAGCCAAAAGCCCTGCCAAGGCGAAGGCAGT
GAAGCCTAAGGCTTCCAAGGCGAAAGTGACAAAGCCAAAGACCCCAGCTAAGCCCAAGAAGGCAGCGCCC
AAGAAAAAG

ACGCGTACGCGGCCGCTCGAG - GFP Tag -  GTTTAA
```

This product is to be used for laboratory only. Not for diagnostic or therapeutic use.
©2024 OriGene Technologies, Inc., 9620 Medical Center Drive, Ste 200, Rockville, MD 20850, US

View online »

Protein Sequence:

```
>MG222328 representing NM_030609
Red=Cloning site Green=Tags(s)

MSETAPVAQAASTATEKPAAAKKTKKPAKAAAPRKKPAGPSVSELIVQAVSSSKERSGVSLAALKKSLAA
AGYDVEKNNSRIKLGLKSLVNKGTLVQTKGTGAAGSFKLNKKAESKAITTKVSVKAKASGAAKKPKKTAG
AAAKKTVKTPKKPKKPAVSKKTSKSPKKPKVVKAKKVAKSPAKAKAVKPKASKAKVTKPKTPAKPKKAAP
KKK

TRTRPLE - GFP Tag - V
```

Restriction Sites: SgfI-MluI

Cloning Scheme:

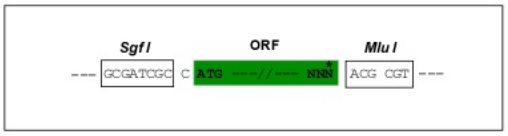

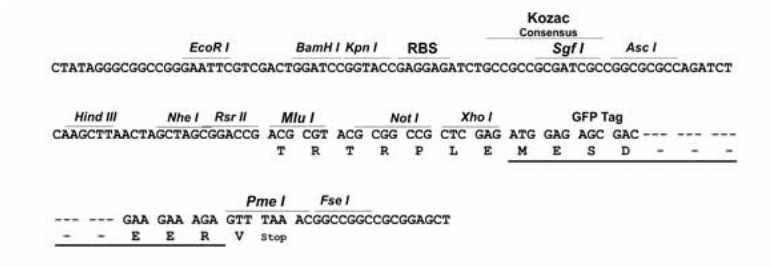

ACCN: NM_030609

ORF Size: 639 bp

OTI Disclaimer: The molecular sequence of this clone aligns with the gene accession number as a point of reference only. However, individual transcript sequences of the same gene can differ through naturally occurring variations (e.g. polymorphisms), each with its own valid existence. This clone is substantially in agreement with the reference, but a complete review of all prevailing variants is recommended prior to use. More info

OTI Annotation: This clone was engineered to express the complete ORF with an expression tag. Expression varies depending on the nature of the gene.

Components: The ORF clone is ion-exchange column purified and shipped in a 2D barcoded Matrix tube containing 10ug of transfection-ready, dried plasmid DNA (reconstitute with 100 ul of water).

This product is to be used for laboratory only. Not for diagnostic or therapeutic use.
©2024 OriGene Technologies, Inc., 9620 Medical Center Drive, Ste 200, Rockville, MD 20850, US

Reconstitution Method:
1. Centrifuge at 5,000xg for 5min.
2. Carefully open the tube and add 100ul of sterile water to dissolve the DNA.
3. Close the tube and incubate for 10 minutes at room temperature.
4. Briefly vortex the tube and then do a quick spin (less than 5000xg) to concentrate the liquid at the bottom.
5. Store the suspended plasmid at -20°C. The DNA is stable for at least one year from date of shipping when stored at -20°C.

RefSeq: NM_030609.3, NP_085112.1

RefSeq Size: 747 bp

RefSeq ORF: 642 bp

Locus ID: 80838

UniProt ID: P43275

Cytogenetics: 13 A3.1

Gene Summary: Histones are basic nuclear proteins responsible for nucleosome structure of the chromosomal fiber in eukaryotes. Two molecules of each of the four core histones (H2A, H2B, H3, and H4) form an octamer, around which approximately 146 bp of DNA is wrapped in repeating units, called nucleosomes. The linker histone, H1, interacts with linker DNA between nucleosomes and functions in the compaction of chromatin into higher order structures. This gene is intronless and encodes a replication-dependent histone that is a member of the histone H1 family. Transcripts from this gene lack polyA tails but instead contain a palindromic termination element. [provided by RefSeq, Aug 2015]

Product images:

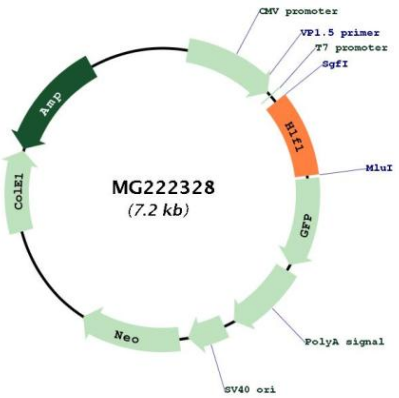

Circular map for MG222328

This product is to be used for laboratory only. Not for diagnostic or therapeutic use.
©2024 OriGene Technologies, Inc., 9620 Medical Center Drive, Ste 200, Rockville, MD 20850, US