

Product datasheet for **MG221861**

Col5a1 (NM_015734) Mouse Tagged ORF Clone

Product data:

Product Type:	Expression Plasmids
Product Name:	Col5a1 (NM_015734) Mouse Tagged ORF Clone
Tag:	TurboGFP
Symbol:	Col5a1
Synonyms:	AI413331
Mammalian Cell Selection:	Neomycin
Vector:	pCMV6-AC-GFP (PS100010)
E. coli Selection:	Ampicillin (100 ug/mL)
ORF Nucleotide Sequence:	>MG221861 representing NM_015734 Red=Cloning site Blue=ORF Green=Tags(s)

TTTTGTAATACGACTCACTATAGGGCGGCCGGGAATTCGTCGACTGGATCCGGTACCGAGGAGATCTGCC
GCC**CGATCGCC**

ATGGACGTACACACCCGCTGAAAGCTGCGCGCCAGGCGCCCTGCTGCTGTCTTCGCCGCTACTCCTGT
TCCTGCTGCTGTGGGCGCCCTTCGAGCCGCGCAGCTCAGCCAGCAGATCTTCTGGAGATGCTAGA
TTTTACAATTTGCCCTCAGGGTAACGAAAACACAGGTTTCTGTGCTACTCGAAGATCTCCAGCGAG
CCGGATGTTGCCTACCGAGTCTCTAAAGATGCACAGCTCAGCATGCCACCAAGCAGCTGTACCCTGAGT
CTGGTTTTCCCGAGGACTTCTCCATCCTGACAACCGTGAAAGCCAAGAAAGGCAGCCAGGCTTCTAGT
CTCCATTTACAATGAGCAGGGCATCCAGCAGTTGGGGCTGGAGCTGGGCCGCTCCCTGTCTTCTCTAT
GAGGACCACACAGGAAGCCCGGCCTGAAGAGTATCCGCTTTTCCCTGGCATCAACTTGTCCGATGGCA
AGTGGCACCGAATTGCTCTCAGTGTCTACAAGAAAAATGTCACCTTGATCCTCGACTGTAAGAAGAAGAT
TACGAAGTTCTCAGCCGAGTGACCACCCATAATAGACACCAATGGGATTGTCATGTTGGCTCCCGG
ATTCTGGATGATGAAATATTTGAGGGTGACATCCAACAGTTGCTTTTCTGCTCTGACAACCGAGCTGCCT
ATGACTACTGTGAGCACTACAGCCCCGACTGTGACACTGCGGTCCCTGACACACCTCAGTCACAGGACCC
TAACCCGGATGAATATTACCCAGAAGGAGGGTGAGACCTATTACTATGAGTATCCATATTATGAAGAC
CCTGAAGACCCGGGAAAGGAGCCTGCCCTACTCAGAAGCCAGTGAAGCTGCCAGAGAAACCACAGAGG
TTCTGAGGAGCAGACCCAGCCCCACCCGAAGCCCTACAGTGCTGAGACCAGTGACACGGCTGACAA
GGAGGACAGTCTAGGGATCGGGGACTATGACTACGTGCCCCAGATGACTATTACTCCACCCCATAT
GAAGACTTTGGATATGGCGAGGGTGTGGAGAACCCTGACCAGCCACCAACCCCGACTCAGGGGCTGAGG
TCCCCACCAGCACCCTGTTACCTCCAACACCTCCAATCCAGCTCCAGGAGAAGGGAAGGATGACCTGGG
CGGCGAATTCACCGAGGAAACCAAGAACTAGAGGAAAACCTACTATGACCCGACTTTGACCCCGAC
TCCGACTCCAGTGTCTCCATCAGAGATAGGGCCAGGCATGCCCGCTAACCGAGACACCATCTTTGAGG
GGATTGGAGGACCCGAGGTGAGAAAGGGCAAAGGGAGAACCAGCCATCATTGAGCCGGGGATGCTGAT
CGAGGGGCCCTGGCCCTGAAGGCCCTGCTGGTCTTCCAGGACCTCCAGGAACACAGGTCTACTGCG



[View online »](#)

CAAATGGGTGACCCTGGAGAAAGGGGTCCCCCTGGGCGCCAGGTCTTCTGGAGCTGATGGCTTGCCG
 GCCCCCCAGGTACCATGCTCATGCTGCCGTTCCGGTTTGGAGGCGGTGGCGATGCCGGTTCTAAGGGCC
 CATGGTCTCTGCGCAGGAGTCCCAGGCCAGGCTATCCTCCAGCAAGCCAGGTTGGCACTGAGGGGACCA
 GCTGGCCCAATGGGTCTCACC GGAGACCTGGCCCCATGGGTCTCTGGGAGTGGCGGTTTAAAGGTG
 AGCCAGGAGACATGGGACCTCAGGTCTCGAGGTGTGCAAGGCCACCTGGCCAAACAGGAAGCCTGG
 AAGACGGGGCCGTGCTGGAAGTATGGAGCCAGAGGCATGCCTGGACAAACAGCCCCAAGGTTGACCGT
 GGCTTTGATGGTCTGGTGGGTTGCCGGAGAGAAAGGCCATAGAGGTGACCCCTGGTCTCTGGCCCCG
 CCGGAATCCAGGAGATGATGGAGAAAGGGGTGACGATGGAGAAGTTGGGCCAGGGGACTGCCCGGGGA
 GCCTGGACCACGTGCTGCTTGGGCCAAAAGGCCCCCCAGGGCCTCTGGACCTCTGGTGTAAACGGGT
 ATGGATGGCCAGCCTGGCCAAAAGGAAATGTGGGTCCCCAGGGAGAGCCTGGGCCGCCAGGACAGCAGG
 GTAATCTGGTGGCCAGGCTCTCCAGGTCCCCAGGGTGCATTGGTCTCCAGGAGAAAAGGTCCTTT
 GGGGAAACAGGTCTCCAGGAATGCCAGGCGCTGATGGACCCCCGGGGCACCTGGAAAAGAAGTCTCT
 CCAGGAGAGAAAGGAGGCCAGGTCCTCTGGCCCCAGGTCCTATTGGCTACCCCGTCCACGAGGAG
 TCAAGGGGGCAGATGGCATCCGAGGTCTGAAGGGCACCAAGGGGAGAAGGTGAAGACGGCTTCCCTGG
 GTTTAAAGGCGACATGGGAATAAAGGGTGACCGGGGGAAATCGGCCACCTGGTCCCCGAGGAGAAGAT
 GGTCTGAAGGTCCAAAGGGTCGAGGTGGTCCCAATGGTATCTGGTCCCTGGGGCCACTGGGGAAA
 AGGGAAAGCTTGGCGTGCCCGGATTACCGGGTACCCAGGAAGACAAGGGCCAAAGGTTCCATTGGATT
 CCCTGGCTTCCGGGGCCCAACGGAGAGAAAGGTTGGCAGGGGGACACCTGGAAAGCCAGGACCACGGGGA
 CAGAGAGGCCCAACGGGCCCGGGGTGAACGAGGCCACGAGGCATCACGGGGAAGCCTGGCCCTAAGG
 GCAACTCCGAGGTGATGGCCAGCTGGCCCTCTGGTGAACGGGGACCAACGGACCCCAAGTCCCAC
 CGGCTTCTGGACCAAGGTCCTCCGGGGCCACCAGGCAAGGACGGACTCCCTGGACACCTGGGCGAG
 AGAGGGGAGACCGGTTTCAAGGCAAGACTGGCCCTCCAGGGCCCCAGGAGTGGTTGGCCCTCAGGTC
 CCACAGGAGAGACGGGCCCATGGGTGACGTTGGCCATCTGGTCTCCAGGCCCTCTGGTGAACAGGG
 CCTCCCAGGTGCTGCTGGGAAAGAAAGGAACGAAGGGTGACCCAGGTCTGCTGGCCTCCCTGGGAAGGAT
 GGCCCTCCAGGATTGCGTGGATTCCCTGGGACCGAGGGCTACCTGGCCCCGTGGGAGCCCTTGGACTCA
 AAGGCAGTGAAGGCCCCCTGGCCACCAGGTCTGCGGGTTCTCCAGGGGAGAGAGGACCAGCTGGTGC
 CGCTGGGCCCATCGGAATTCAGGGAGACTGGGCCTCAGGGACCTCCGGGGCTGCTGGAGAGAAAGGA
 CTTCTGGCGAGAAAGGTCCACAAGGCCAGCTGGCCGAGATGGCTCCAAGTCCCGTGGGGCTCCCTG
 GACCAGCCGGCCAGTGGTCTCTGGAGAAGATGGAGATAAGGGAGAGATCGGAGAGCCAGGGCAGAA
 GGGAAAGCAAGGGCGACAAAGGCGAGCAGGTCCTCTGGGCTACCGTCTCAAGGCCGATTGGACAG
 CCAGGCCCTTCGGGAGCAGATGGTGAACCTGGCCCTCGTGACAGCAGGGCTGTTTGGGAGAAAGGAG
 ATGAAGGTTCAAGAGTTTCCCAGGACCCCGGGCCAGTGGGATTGCAGGGTTTCCAGGACCTCCAGG
 AGAAAAGGGCGAGACAGGAGACGTGGGCCAGATGGGCCCTCTGGTCCACCAGGCCCCGAGGACCTCT
 GGAGCTCCAGGTGCCGATGGACCACAGGTCCTCTGGAGGGATTGGCAACCCTGGTGCAGTCGGAGAAA
 AGGGAGAACCTGGTGAAGCTGGAGATCTGGCCTTCCAGGAGAAGGAGTCCCCTGGGACCTAAAGGAGA
 AAGAGGGGAGAAGGGAGAGGCTGGCCCCCTGGTGTGCTGGACCCCTGGACCCAAAGGCCCTCTGGA
 GATGATGGCCCCAAAGGCAGCCCTGGCCCTGTGGGCTTCTGGAGATCTGGTCCCCCTGGAGAGCCAG
 GCCCCGACAGTCAAGACGGCCACCTGGTGACAAAGGGGACGATGGTGAACCTGGGCAGACGGGGTCCCC
 GGGCCCTACTGGTGAACCTGGTCCATCTGGGCTCCAGGAAAGAGGGGTCCCCAGGCCCTGCAGGCCCT
 GAAGGCAGGCAGGGGGAGAAAGGAGCCAAAGGAGAAAGTGGCTTAGAAGGCCCTCTGGGAAGACTGGCC
 CCATTGGCCCCAAAGGGGCCCTGGGAAGCCTGGCCCCGATGGTCTCCGTGGAATCCCTGGTCTGTGGG
 TGAGCAAGGCCTCCAGGATCCCAAGGCCCGATGGTCCACCCGGCCCCATGGTCTCCAGGACTCCCT
 GGCCTCAAAGGAGACTCCGGTCCCAAAGGTGAAAAGGGCCATCCAGGCCTGATTGGACTCATCGGCCCTC
 CGGGAGAGCAAGGTGAAAAGGTTGACCGTGGACTCCAGGCCCCAGGGTTATCTGGTCTAAAGGAGA
 TCAGGGCATCACAGTCTTCTGGCCACTTGGGCTCTGGTCTCTGGCTTGGCGGCCCTCCAGGT
 CCCAAAGGTGCTAAGGGCTTTCGGGTCCACCGGCCGAAGGGTGAAGCAGGCCACCCAGGACTCCCCG
 GCCACCTGGCCCTCCGGGTGAGGTATCCAGCCCTGCCAATCCAGGCCTCCAGGACTCGGCGGAACAT
 TGATGCCAGCCAGCTCTGGACGATGGGCTGGGGAGAGCTACGTGGATTATGCAGATGGCATGGAAGAG
 ATCTTTGGTTCCCTCAACTCCCTGAAGCTGGAGATTGAACAGATGAAGCGACCACTGGGCACCCAGCAGA
 ACCCAGCCGTACTGCAAGGATCTACAGCTCTGTATCTGACTTCCCAGATGGCGAATACTGGGTGCA
 TCCCAACCAAGGGTGTCCAGGGACTCCTTCAAAGTCTACTGCAATTTACAGCTGGAGGGTCCACGTGC
 GTCTTCCCTGACAAGAAGTCTGAGGGAGCCAGAATCACTTCTGGCCAAAGAAAACCCAGGTTCTGGT

TCAGTGAATTC AAGCGTGGGAACTGCTCTCTATGTGGATGCTGAAGGCAACCCCGTGGGCGTGGTACA
 AATGACCTTCCTGCGGCTGCTGAGCGCCTGCCCCACCAGAACGTCACCTACAACCTGCTACCAGTCCGTG
 GCCTGGCAGGATGCCGCCACAGGCAGCTATGATAAGGCTATCCGCTTCTTGGGCTCCAACGATGAGGAAA
 TGTCTTATGATAACAACCCCTACATCCGTGCCCTGGTGGATGGCTGTGCTACCAAGAAAGGCTACCAGAA
 GACGGTGTGGAGATCGACACGCCCAAAGTAGAGCAAGTCCCCATTGTGGACATCATGTTCAACGACTTT
 GGCGAAGCCTCACAGAAATTTGGATTTGAAGTGGGCCAGCTTGCTTCTAGGC

ACGCGTACGCGGCCGCTCGAG - GFP Tag - GTTTAA

Protein Sequence:

>MG221861 representing NM_015734
 Red=Cloning site Green=Tags(s)

MDVHTRWKAARPGALLLSSPLLLFLLLLWAPPSSRAAQPADLLEMLDFHNLPSGVTKTTGFCATRRSSSE
 PDVAYRVSKDAQLSMPTKQLYPESGFPEDFSILTTVKAKKGSQAFLVSIYNEQGIQQLGLELGRSPVFLY
 EDHTGKPGPEEYPLFPGINLSDGKWHRIALSVYKKNVTLILDCKKITKFLSRSDHPIIDTNGIVMFGSR
 ILDDEIFEGDIQQLLFVSDNRAAYDYCEHYSPOCDTAVPDTQSQDNPDEYYPEGEGETYYEYPPYED
 PEDPGKEPAPTQKPVAAARETTEVPEEQTQPLPEAPTVPETSDTADKEDSLGIGDYVVPDDYYTPPPY
 EDFGYGEGVENPDQPTNPDSGAEVPTSTTVTSNTPAPGEGKDDLGEFTEETIKNLEENYDYPDFDP
 SDSSVSPSEIGPGMPANQDTIFEGIGPRGEKQKGEPAIIEPGMLIEGPPGPEGPAGLPGPPGTTGPTG
 QMGDPGERGPPGRPLPGADGLPGPPGTMMLPFRFGGGDAGSKGPMVSAQESQAQAILQQARLALRGP
 AGPMGLTGRPGMPGPPGSGGLKGEPMGPGQPRGVQGGPPGTGKPGRRGRAGSDGARGMPGQTGPKGDR
 GFDGLAGLPGEKGRGDPGSPGPPGIPGDDGERGDDGEVGPRLPGEPGPRLLGPKGPPGPPGPPGVTG
 MDGQPGPKGNVGPQGEPPGQGNPGAQGLPGPQGAIGPPGKGPLGKPLPGMPGADGPPGHPGKEGP
 PGEKGGQGGPPGQPIGYPPRGPVKGADGIRGLKGTKEKGEDGFPFKGDMGIKDRGEIGPPGPRGED
 GPEGPKRGGPNPDGPGPLGPTGEKGLGVPGLPGYPRQGPKGSIGFPGFPGANGEKGRGTPGKPGPRG
 QRGPTGPRGERGPRGITGKPGPKNSGGDPAGPPGERGPNPQGPPTGFPKGPMPGPPGKDGLPGHPGQ
 RGETGFQKTPGPPGPPVVGPPQPTGETGPMGERGHPGPPGPPGEGQLPGAAGKEGKGDGPPAGLPKGD
 GPPGLRGFPDRLPGPVGLGKLGSEGGPPGPPAGSPGERGPAAGAAGPIGIPGRPGPQGGPPAGEK
 LPGEKGPQGPAGRDGLQGPVGLPGAPVGPVGGEDGDKGEIGEPGQKSKGDKGEQGGPPTGPPGPIGQ
 PGPSPADGEPGPRGQQLFGQKDEGSRGFPGPPGVPGLQGLPGPPGKGETGDVGMGPPGPPGPRGPS
 GAPGADGPPGPIGNPGAVGEKGEAGDPLPGEGLGPKGERGEKGEAGPSGAAGPPGPKGPPG
 DDGPKGSPGVPVGFDPGPPGEPGAGQDGPDKGDDGEPQTGSPGPTGEPGSPGPPGKRGPPGAGP
 EGRQGEKGAKEAGLEGPPGKTGPIGPQAGPKGPDGLRGIPGPVGEQGLPGSPGDGPPGMPGPPGLP
 GLKGDSPGKGEKHPGLIGLIGPPGEQGEKGRGLPGPQSSGPKGDQGITGSPGPLGPPGPPGLGPPG
 PKGAKSSGPTGPKGEAGHPGLGPPGPPGEVIQPLPIQASRTRRNIDASQLLDDGAGESYVDYADGME
 IFGSLNSLKLEIEQMKRPLGTQQNPARTCKDLQLCHPDFPDGEYVWDPNQCSRDSFKVYCNFTAGGSTC
 VFPDKKSEGARITSWPKENPGSWFSEFKRGKLLSYVDAEGNPVGVVQMTFLRLLSASAHQNVTYNCYQSV
 AWQDAATGSYDKAIRFLGSNDEEMSYDNNPYIRALVDGCATKKGYQKTVLEIDTPKVEQVPIVDIMFNDF
 GEASQKGFVGPACFLG

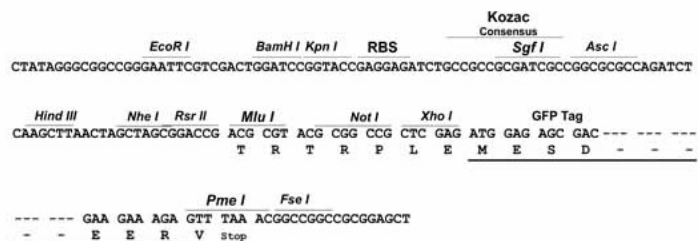
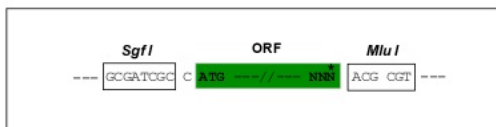
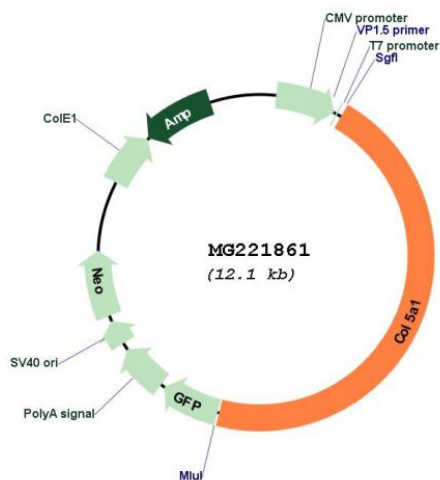
TRTRPLE - GFP Tag - V

Restriction Sites:

Sgfl-MluI

Cloning Scheme:

Cloning sites used for ORF Shutting:


Plasmid Map:


ACCN: NM_015734

ORF Size: 5514 bp

OTI Disclaimer:	The molecular sequence of this clone aligns with the gene accession number as a point of reference only. However, individual transcript sequences of the same gene can differ through naturally occurring variations (e.g. polymorphisms), each with its own valid existence. This clone is substantially in agreement with the reference, but a complete review of all prevailing variants is recommended prior to use. More info
OTI Annotation:	This clone was engineered to express the complete ORF with an expression tag. Expression varies depending on the nature of the gene.
Components:	The ORF clone is ion-exchange column purified and shipped in a 2D barcoded Matrix tube containing 10ug of transfection-ready, dried plasmid DNA (reconstitute with 100 ul of water).
Reconstitution Method:	<ol style="list-style-type: none">1. Centrifuge at 5,000xg for 5min.2. Carefully open the tube and add 100ul of sterile water to dissolve the DNA.3. Close the tube and incubate for 10 minutes at room temperature.4. Briefly vortex the tube and then do a quick spin (less than 5000xg) to concentrate the liquid at the bottom.5. Store the suspended plasmid at -20°C. The DNA is stable for at least one year from date of shipping when stored at -20°C.
RefSeq:	NM_015734.2 , NP_056549.2
RefSeq Size:	8420 bp
RefSeq ORF:	5517 bp
Locus ID:	12831
UniProt ID:	O88207
Cytogenetics:	2 19.38 cM
Gene Summary:	Type V collagen is a member of group I collagen (fibrillar forming collagen). It is a minor connective tissue component of nearly ubiquitous distribution. Type V collagen binds to DNA, heparan sulfate, thrombospondin, heparin, and insulin (By similarity). Transcriptionally activated by CEBPZ, which recognizes a CCAAT-like motif, CAAAT in the COL5A1 promoter. [UniProtKB/Swiss-Prot Function]