

## Product datasheet for **MG221627**

### Rims1 (NM\_001012624) Mouse Tagged ORF Clone

#### Product data:

Product Type:	Expression Plasmids
Product Name:	Rims1 (NM_001012624) Mouse Tagged ORF Clone
Tag:	TurboGFP
Symbol:	Rims1
Synonyms:	C030033M19Rik; mKIAA0340; Rab3ip1; Rim; RIM1; RIM1a; RIM1alpha; Serg1
Mammalian Cell Selection:	Neomycin
Vector:	pCMV6-AC-GFP (PS100010)
E. coli Selection:	Ampicillin (100 ug/mL)
ORF Nucleotide Sequence:	>MG221627 representing NM_001012624 Red=Cloning site Blue=ORF Green=Tags(s)

TTTTGTAATACGACTCACTATAGGGCGGCCGGAATTCGTCGACTGGATCCGGTACCGAGGAGATCTGCC  
GCC**CGATCGCC**

ATGTCCTCGGCCGTGGGGCCCCGAGGTCTCGCCACCCACGGTGCCTCCCCCTATGCAAGAACTGCCCCG  
ACCTGAGCCACCTGACCGAGGAGGAGAGAACATTATCATGGCAGTGATGGACCGCAGAAGGAAGAGGA  
GGAAAAAGAGAGGCCATGCTCAAGTGTGTTGTCAGGGACATGGCGAAGCCTGCTGCCTGCAAAACACCA  
AGAAATGCTGAAAGCCAGCCCCATCAACCACCACTGAACATTTTCAGATGTGCTGTGTTCCAGAAAGC  
CAAGCAGCGAAGAGGGAGGCCAGACAGAACTGGAGATTGCATCAACAGTTTGAAGCTACAAGGAACA  
AGTGAGAAAAATCGGAGAGGAAGCCAGGCGTTACAGGGCGAGCACAAGATGATGCCCCGACGTGTGGA  
ATCTGTATAAGACAAAGTTTGCTGATGGATGTGGCCATCTCTGCTCCTATTGTGCGACCAAGTTCTGTG  
CACGCTGTGGAGGCCGAGTGTCTCTGCGATCGAACAATGAGGACAAAGTGGTTATGTGGGTATGCAATTT  
ATGTCGAAAGCAACAAGAGATATTAACGAAATCTGGAGCGTGGTTCTTCGGAAGTGGTCTCAGCAGCCC  
AGTCAAGATGGGACTCTGAGTGACACGGCTACAGGTGCTGGATCTGAGGTGCAAGAGAAAAAGAAAGCTC  
GGCTCCAAGAGCGATCAAGGTCTCAGACGCCCTTGAGTACAGCAGCTGTCTTTCCCAAGCACTGCTTC  
CCATGGTGCACCACTGGACAGGAACAAAGGGCGGAGCCCTCACAGCAAGCCTTGGTCTGAACAGAAG  
CAGGCATCAAGGTCAAGAAGTGAGCCACCAAGGAAAGGAAGGCTCCAGGGCTTTAGAGCAGAATG  
GCAAGGGAGGCCAGAAGGTGAGCGCAAACGTGTCCCAAGTCTGTGGTGAACCCGGGGAGGGACCGC  
GGATGAACGCGGAGAGGAAGGAGAGGCGGAAACCCGAGGCTGGAGAAAGGGCGCTCTCAGGACTACCCG  
GACCGGCTCGAGAAACGCGAGGATGGCAGGGTGGCTGAAGACGAAAGCAGAGGAAGGAGGAGGGCG  
TGTCCACGCCGAGTACACGAGCTGCGAGGACGTGGAGCTGGAGAGCGAGAGCGTGAAGGAGAAAGGTGA  
CTTGGACTACTGGTTGGATCCTGCCACGTGGCATAGCAGGAAACGTGCCTATTAGTTCGCATCTGTGA  
ACGTGGCAGCCATCTAAAGAGGGGGACCGATTAATCGGCCGTGTTATTCTTAACAAAAGAACAACCATGC  
CCAAAGAATCAGGTGCATTATTGGTCTCAAGGTGGTTGGAGGAAAAATGACGGACTTAGGGCTCTTGG  
TGCTTTCATACCAAAGTAAAGAAGGTAGCCTGGCAGATGTTGTCGGACACCTAAGAGCAGGGGATGAA



[View online »](#)

GTTCTAGAGTGGAAATGGTAAACCCCTGCCGGGAGCAACAAACGAAGAAGTTTACAACATTATTTTGAAT  
CAAAATCAGAACCTCAAGTTGAAATTATTGTTTCAAGGCCTATTGGTGACATCCCCAGGATCCCTGAGAG  
TTCCCACCTCCTCTGGAGTCCAGTTCAAGTTCCTTTGAATCTCAGAAGATGGAAAGGCCTTCCATTTCT  
GTTATTTCTCAAACAGCCCTGGAGCTCTGAAAGATGCCCCACAAGTCTTACCAGGGCAACTCTCAGTGA  
AGCTGTGGTATGATAAAGTGGGGCACCAGCTGATTGTAATGTTCTACAAGCAACAGATCTACCCCTAG  
AGTAGATGGGCGTCCCAGAAATCCCTATGTAATAATGATTTTCTTCCAGATAGAAGCGACAAGAGTAAA  
AGAAGAACCAAAACGGTAAAGAACTTCTAGAGCCAAAATGGAATCAAACATTTGTCTACTCACAGTAC  
ATCGTCGAGATTTTCGAGAGCGAATGTTAGAAATTAAGTGTGGGACCAGCCAAGAGTACAGGACGAGGA  
GAGTGAATTTCTAGGAGAGATCCTCATAGAATTGAAACAGCACTTTTAGATGATGAGCCCCATTGGTAT  
AAACTGCAGACACATGATGAATCTTCACTACCTCTGCCTCAGCCATCACCGTTCATGCCAGGCGGCATA  
TCCACGGAGAAAGCTCCAGCAAAAAGCTACAAAGATCTCAGCGAATCAGTGATAGTGACATCTCAGATTA  
TGAGGTTGATGATGGTATTGGCGTAGTGCCTCCAGTGGGTTATAGAGCTAGTGCTAGAGAGAGTAAAGCC  
ACCACGTTAACAGTGCCAGAGCAGCAAAGAACCACACATCACCGCTCACGTTCCGTGTCTCCTCATCGG  
GCGATGATCAGGGAAGGCCTCGTTCACGTTTACCAAATGTGCCATTACAGAGGAGCTTAGATGAAATCCA  
TCCAACACGAAGTCCAGTTCCTCAACCCGACACCATGATGCCTCCCAGCCTGGCCGATCACAGATCA  
CGACATGCGGAAAAGTCAATATTCGTGAGAGCCAGACAGTGAAGTCTCTCATGCTGCCAGAGCAAAACGAG  
GACGAAGTGCAGAATGCCTACACATGACCAGTGAAGTGCAGCCCTCTCTTGACAGGGCTAGGAGTGCTAG  
TACCAACTGCTTGAGACCAGATACTAGTTTGCATTACCAGAACGAGAAAGGACGCACCGACAAGGAAGC  
CCCACCCAGTCACTCCAGCTGACACATCCTTTGGCAGTCCGCCGGAAGACAGCTCCCACAGGTGCCGG  
TCCGAAGCGGCAGTATAGAACAAGCGAGCTTAGTAGTGGAGGAACGAACGAGACAGATGAAAATGAAGGT  
ACACCGATTTAAGCAGACAACAGGGTCTGGGTCTAGTCAAGAATTGACCACGAGCAATACTCCAAGTAC  
AACATACATAAAGATCAGTACAGAAGCTGTGATAACCGCTCCGCCAAGTCATCAGATAGTGATGTCAGTG  
ATGTGTCCGCCATTTCCAGAGCCAGCAGCACCTCACGCCTCAGCAGCACAAGCTTTATGTCAGAGCAGTC  
TGAGCGCCCCAGGGCAGGATCAGTTCATTTACCCCAAAAATGCAAGGCAGACGGATGGGACTTCAGGA  
AGAGCCATCATCAAGAGCACCAGTGAAGTGGAGAGATATATACTGGAGCACAATGACGGCAGCCAGT  
CCGACACGGCCGTGGGTACCGTTGGAGCTGGTGGAAAGAAGCGGAGGTCCAGCCTGAGTGCCAAAGTGGT  
AGCCATTGTGTCTCGAAGAAGCAGAAGCACATCACAGCTCAGCCAGACAGAGTCCGGCCACAAGAAGTTA  
AAAAGCACCATTAGAGGAGTACGGAACGGGAATGGCGGCTGAAATGCGGAAGATGGTGAAGACAGCCCA  
GCCGGGAGTCCACGGATGGCAGCATCAACAGTTATAGCTCAGAAGGAACTTAATATTTCTGGAGTTCC  
CGTGGGACCTGACAGTCAAGTTCAGTATTCTTGTGACTGGGCCCAGCCAGCTTGTGCGCCGCCAA  
ACCCTAGCCACCCAGCCATGGGCGATATCCAAATCGGGATGGAGGATAAGAAGGTCAGTTGGAGGTTG  
AGGTTATCAGAGCCCGGACCTTACACAAAACCTGGCTCCAAATCTACACCTGCTCCCTATGTGAAAGT  
TTATCTTTTGGAAAATGGAGCCTGTATTGCCAAAAGAAGACAAGAATTGCACGGAAAACCTCTCGATCCC  
TTGTATCAGCAGTCCCTGGTTTTTGTGAAAGTCCACAGGGTAAAGTTCTTCCAGGTGATTGTCTGGGGTG  
ACTATGGAAGAATGGACCACAAATGCTTTATGGGTGTGGCTCAAATCTTGTGGAAGAATTGATCTGTC  
CAGCATGGTGATTGGATGGTATAAATGTTCCCTCCATCTCCCTGGTGGATCCACACTCACTCCCTCG  
ACCCGCCGGGCTTCCCAATCATCACTGGAAGTTCGTCTGGGCCCTCCCTGCATCCGGTCA

ACGCGGCCGCTCGAG - GFP Tag - GTTTAA

Protein Sequence: >MG221627 representing NM\_001012624  
 Red=Cloning site Green=Tags(s)

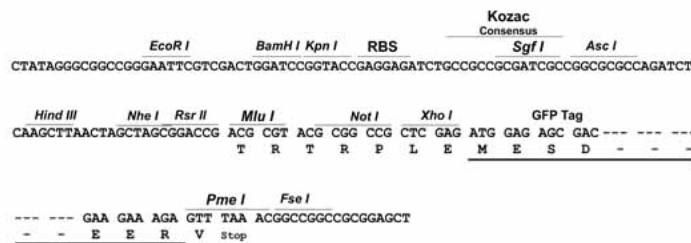
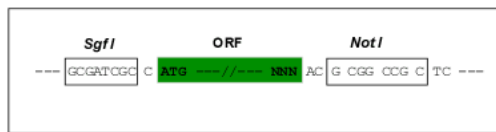
MSSAVGPRGPRPPTVPPPMQELPDL SHL TEEERNIIMAVMDRQKEEEEEEAMLKCVVRDMAKPAACKTP  
 RNAESQPHQPPLNIFRCVCVPRKPSSEEGPDRNWRLHQQFESYKEQVRKIGEEARRYQGEHKDDAPT  
 ICHKTKFADGCGHLCSYCRKFCARCGGRVSLRSNNEDKVVMMWCNLCKRQOEILTKSGAWFFGSGPQQP  
 SQDGTLSDTATGAGSEVPREKKARLQERSRSQTPLSTAAVSSQDTASHGAPLDRNKGAEPSQQALGPEQK  
 QASRSRSEPPRERKKAPGLSEQNGKGGQKSERKRVPKSVVQPGEGTADERERKERRETRRLEKGRSQDYP  
 DRLEKREDGRVAEDEKQRKEEEGVSTPEYTSCEDEVESESSEKGDLDYWLDPATWHSRETSPISHPV  
 TWQPSKEGDRILGRVILNKRTTMPKESGALLGLKVVGKMTDLGRLGAFITKVKKGLADVVGHLAGDE  
 VLEWNGKPLPGATNEEVYNIILESKSEPQVEIIVSRPIGDIPIPESSHPLLESSSSSFESQKMERPSIS  
 VISPTSPGALKDAPQVLPQLSVKLWYDKVGHQLIVNVLQATDLPPRVDGRPRNPYVKMYFLPDRSDKSK  
 RRTKTVKLLLEPKWNQTFVYSHVHRRDFRERMLEITVWDQPRVQDEESEFLGEILIELETALLDDEPHWY  
 KLQTHDESSLPLPQSPFMPRRHIHGESSKKLQRSQRI SDSDISDYEVDDGIGVPPVGYRASARESKA  
 TTLTVPEQRTTHHRSRSVSPHRGDDQGRPRSRLPNVPLQRSLEIHPTRRSRSPTRHHDASRSLADHRS  
 RHAESQYSSEPDSELLMLPRAKGRSAECLHMTSELQPSLDRARASTNCLRPTSLHSPERERTHRQGS  
 PTQSPPADTSFGSRRGRQLPQVPVRSISIEQASLVVEERTRQMKMKVHRFKQTTGSGSSQELDHEQYSKY  
 NIHKDQYRSCDNASAKSSSDSDVSDVSAISRASSTRLSSTFMSEQSERPRGRISSTPKMQGRRMGTSG  
 RAIKSTSVSGEITYLEHNDGSQSDTAVGTVGAGGKRRSSLSAKVVAIVSRRSRSTSLSQTESGHKKL  
 KSTIQRSTETGMAAEMRMVQRPSRESTDGSINSYSSEGNIIFPGRVVPDSQFSDFLDGLGPAQLVGRQ  
 TLATPAMGDIQIGMEDKKQLEVEVIRARSLTQKPGSKSTPAPYVKVYLLENGACIAKKKTRIAKRLDPL  
 LYQQLVFDESPQGVKLVQIVWGDYGRMDHKCFMGVAQILLEELDLSMVIWGWYKLFPPSSLVDPTLTP  
 TRRASQSSLESSGPPCIRS

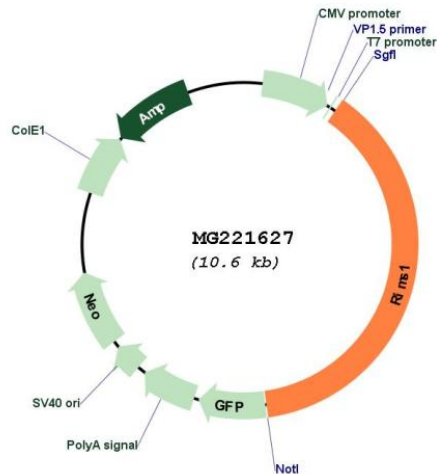
TRPLE - GFP Tag - V

Restriction Sites: SgfI-NotI

Cloning Scheme:

Cloning sites used for ORF Shuttling:



**Plasmid Map:**


**ACCN:** NM\_001012624

**ORF Size:** 4050 bp

**OTI Disclaimer:** The molecular sequence of this clone aligns with the gene accession number as a point of reference only. However, individual transcript sequences of the same gene can differ through naturally occurring variations (e.g. polymorphisms), each with its own valid existence. This clone is substantially in agreement with the reference, but a complete review of all prevailing variants is recommended prior to use. [More info](#)

**OTI Annotation:** This clone was engineered to express the complete ORF with an expression tag. Expression varies depending on the nature of the gene.

**Components:** The ORF clone is ion-exchange column purified and shipped in a 2D barcoded Matrix tube containing 10ug of transfection-ready, dried plasmid DNA (reconstitute with 100 ul of water).

**Reconstitution Method:**

1. Centrifuge at 5,000xg for 5min.
2. Carefully open the tube and add 100ul of sterile water to dissolve the DNA.
3. Close the tube and incubate for 10 minutes at room temperature.
4. Briefly vortex the tube and then do a quick spin (less than 5000xg) to concentrate the liquid at the bottom.
5. Store the suspended plasmid at -20°C. The DNA is stable for at least one year from date of shipping when stored at -20°C.

**RefSeq:** [NM\\_001012624.2](#)

**RefSeq Size:** 4053 bp

**RefSeq ORF:** 4053 bp

**Locus ID:** 116837

**UniProt ID:** [Q99NE5](#)

**Cytogenetics:** 1 A5

**Gene Summary:**

Rab effector involved in exocytosis (PubMed:11797009). May act as scaffold protein that regulates neurotransmitter release at the active zone. Essential for maintaining normal probability of neurotransmitter release and for regulating release during short-term synaptic plasticity (PubMed:11797009). Plays a role in dendrite formation by melanocytes (By similarity).[UniProtKB/Swiss-Prot Function]