

Product datasheet for **MG220784**

Tnfaip2 (NM_009396) Mouse Tagged ORF Clone

Product data:

Product Type:	Expression Plasmids
Product Name:	Tnfaip2 (NM_009396) Mouse Tagged ORF Clone
Tag:	TurboGFP
Symbol:	Tnfaip2
Synonyms:	B94; Exoc3l3; M-sec; tnfb94; Tnfip2
Mammalian Cell Selection:	Neomycin
Vector:	pCMV6-AC-GFP (PS100010)
E. coli Selection:	Ampicillin (100 ug/mL)



[View online »](#)

ORF Nucleotide Sequence:

>MG220784 representing NM_009396
 Red=Cloning site Blue=ORF Green=Tags(s)

TTTTGTAATACGACTCACTATAGGGCGGCCGGAATTCGTCGACTGGATCCGGTACCGAGGAGATCTGCC
 GCC**CGGATCGCC**

ATGCTGAAGATGGTGACTTTCTTCCAAGGGTTCTCGGCCAGCAGTCTGTGCCAGGGACCCTGAAGTTCTG
 CTGTAAGCCCCAAAAGCCACGCTCTACATCCGAGGCTGAATCAGAGACCTCCATGTCTGAGGCGTCCTC
 TGAGGACCTGATGCCATCCCCGGAGGCTCCCGATGGGGAGGAGGAGTCTGCGAAGAAGAAGGAGAAGAAG
 TCCAAAGGACTGGCCAACATGTTCAAGTGTCTTACCAAAGGGAAAAAGAAAAAAGGACCAGCCAGAT
 TATCAGATCTGGAAGTGCAGCCCAAGCCAGGCCCGAGTTAGATGGTCCACTGCCACAGTGGAGGAGCT
 CAAGGAGGCCCTGGAGCACGGCGGCTGGAGGTGGCTGGCAGGTGCTGGCGTTGGAGAGGCAGCTCGAG
 GCTGCGGCAGCGCGGGTGGCATGAGCAACGAGGAGCTGGTGTGGCGGCAGAGCAAGGTGGAGGCTCTGT
 ACGTGTCTTTGCGACCAGGTGCTCGGGTACTGCGGGCGCCGCTGGAGGCGGCCCGGAGCGGCTGAG
 CCAGGCGCTAGCCGTGGTGTGCGAGGAGCTCGAGGACCGCGGGCGTCCGGGGACCCCTTGGCGGCG
 GCACTGGAGGCCACGCGCCCGCGCGATGGCTGCAGCGGTGGAGGGGCGTCTGGCGGAGGTGGCAGCGG
 AACGTCTGGACGCGCAGCCGGCCACAGCGCCCGAGGGCCGCTCGAGGGCGGAGAGCAGGTTCTGCACAT
 GGGTGCACCATGAAGGAGGACCTGGAGGTGGTGGTGGAGAGGCTGAAGCCGCTGTTCCCCGACGAGTTC
 AACGTCGTGCGCACCTACGCCGAAAGCTACCACTACCACTTCGCCAGCCACCTGTGCGCCTTGGCGCAGT
 TCGAGTTGTGAAAGGGATACTACTTGTCTGTCTCTGGGTGCAGAACCTCTACCCCAATGATATTCT
 CAACAGCCCGAAGTTGGCACAGGAGCTTCAAGGTGTGGGCTTGGGAGCCTCTGCCCCAAAGCAGATC
 AGATTGCTGGAGGCCATGTTCTTGTCCAATGAGGTGACCAGCTGAAGCAGCTCATGGCCGAGCTTTAG
 AGCTGGAGTCTCAGCGCTGGACCCAGGATGTGGCTCCCCAGAGCCTGGATGGCCACTGTACAGTGAGCT
 GGCCATCGACATTCTCCAGATCATTTCAAGGCCAGACTAAGGCTGAGAACATCACTTCGGACGTGGGG
 ATGCAGATAAAGCAGTTGCTGCTGGTGGAGCTGGCTGCACTACTGAGGAGCTACCAGCGCCCTTTGATG
 AGTTTCTAGAGAAGAGCAAACCTCTGAGGAATTACAGAGTCAACATCATGGCCAACATCAACAAGTGCCT
 GTTCTTCTGGACTTCCGTGGAGCAGAAATGGCAGATATCTCATGATTCTCTGAACCGCCTGCTGGAGCCT
 TTGAAAGACCTCAAGGCCATGGCTTCGACACCCTGCTCCAGAGCCTATTTTGGACCTGAAGCCGCTGT
 TTAAGAAGTTCACACAGACCCGTTGGGCAAATCCAGTTGAGACCCTGGAGGAAATCATCACTACTGTGAG
 CAGCAGCCTGCCTGAATTCTCAGAGCTGCAGGACTGTTTCCGGGAGGAGCTCATGGAGACTGTGCACCTG
 CACCTAGTGAAAGAATACATCATCAGGCTCTGCAAACGGCGCCTGGTCTCAAGACGGCCGAGCAGCAGC
 AGCAGCTGGCAAGGCACATCCTGGCCAACGCGGATGCCATTAGGGGTTCTGCACTGAGAATGGTCCAC
 TGCAACCTGGCTGCACCGCGCCCTCCCTATGATTGCTGAGATCATTGCGCTGCAAGATTCCAGTGCCATT
 AAGATCGAGGTGGCCACATACGCCACTTGGTACCTGACTTCAGCAAAGGCCACCTGAACGCCATCCTGG
 CCATCAAGGGCAATCTACCAAGCAGTGAAGTCAGGAGCATCCGGAACATACTGGACATCAACACGGGAGT
 GCAGGAGCCTCCAGGCCCTGTTCTCCCTATAAAGGTTACT

ACGCGTACGCGGCCGCTCGAG – GFP Tag – GTTTAA

Protein Sequence: >MG220784 representing NM_009396
 Red=Cloning site Green=Tags(s)

```
MLKMVTFQGFPGQSVPGTLNFAVSPQKPRSTSEAESETSMSEASSEDLMPSPEAPDGEESAKKKEKK
SKGLANMFSVFTKGKKKKKDKPRLSDLEVQPKRPELDGPLPTVEELKEALEHGRLEVAWQVLALERQLE
AAAAAGGMSNEELVWRQSKVEALYVLLCDQVLGVLRRPLEAAPERLSQALAVVSQEELEDRRASGGPLAA
ALEATRPRRWLQRWRGVVAEVAERLDAQPATAPEGRSEAESRFLHMGRMTMKEDLEVVERLKPLFPDEF
NVVRTYAESYHYHFASHLCALAQFELCERDTYLLLLLVWQNLYPNDILNSPKLAQELQGVGLGSLPPKQI
RLLEAMFLSNEVTSVKQLMARALELESQRWTQDVAPQSLDGHCHSELAIDILQIIISQGQTKAENITSDVG
MQIKQLLLVELAALLRSYQRAFDEFLEKSKLLRNYRVNIMANINNCLFFWTSVEQKQWQISHDSLNRLLPEP
LKDLKAHGFDTLLQSLFLDLKPLFKFTQTRWANPVETLEEIIITVSSSLPEFSELQDCFREELMETVHL
HLVKEYIIRLCKRRLVLKTAEQQQQLARHILANADAIQGFCTENGSTATWHLRALPMIAEIIRLQDSSAI
KIEVATYATWYPDFSKGHLNAILAIKGNLPSSEVRSIRNILDINTGVQEPPLPLFLSIKVT
```

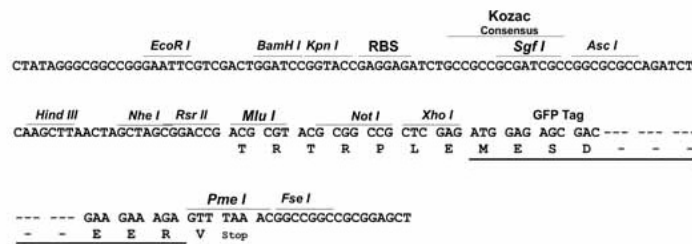
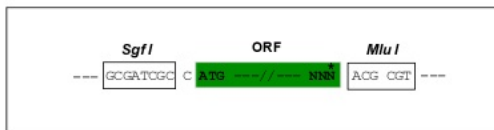
TRTRPLE - GFP Tag - V

Chromatograms: https://cdn.origene.com/chromatograms/ja2655_a07.zip

Restriction Sites: Sgfl-MluI

Cloning Scheme:

Cloning sites used for ORF Shuttling:

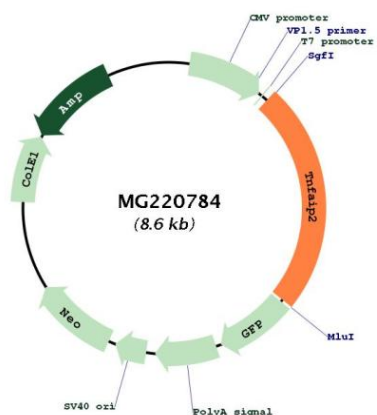


ACCN: NM_009396

ORF Size: 2073 bp

OTI Disclaimer:	<p>Due to the inherent nature of this plasmid, standard methods to replicate additional amounts of DNA in E. coli are highly likely to result in mutations and/or rearrangements. Therefore, OriGene does not guarantee the capability to replicate this plasmid DNA. Additional amounts of DNA can be purchased from OriGene with batch-specific, full-sequence verification at a reduced cost. Please contact our customer care team at custsupport@origene.com or by calling 301.340.3188 option 3 for pricing and delivery.</p> <p>The molecular sequence of this clone aligns with the gene accession number as a point of reference only. However, individual transcript sequences of the same gene can differ through naturally occurring variations (e.g. polymorphisms), each with its own valid existence. This clone is substantially in agreement with the reference, but a complete review of all prevailing variants is recommended prior to use. More info</p>
OTI Annotation:	This clone was engineered to express the complete ORF with an expression tag. Expression varies depending on the nature of the gene.
Components:	The ORF clone is ion-exchange column purified and shipped in a 2D barcoded Matrix tube containing 10ug of transfection-ready, dried plasmid DNA (reconstitute with 100 ul of water).
Reconstitution Method:	<ol style="list-style-type: none"> 1. Centrifuge at 5,000xg for 5min. 2. Carefully open the tube and add 100ul of sterile water to dissolve the DNA. 3. Close the tube and incubate for 10 minutes at room temperature. 4. Briefly vortex the tube and then do a quick spin (less than 5000xg) to concentrate the liquid at the bottom. 5. Store the suspended plasmid at -20°C. The DNA is stable for at least one year from date of shipping when stored at -20°C.
RefSeq:	NM_009396.2 , NP_033422.2
RefSeq Size:	3590 bp
RefSeq ORF:	2076 bp
Locus ID:	21928
UniProt ID:	Q61333
Cytogenetics:	12 60.99 cM
Gene Summary:	May play a role as a mediator of inflammation and angiogenesis.[UniProtKB/Swiss-Prot Function]

Product images:



Circular map for MG220784