OriGene Technologies, Inc.
9620 Medical Center Drive, Ste 200
Rockville, MD 20850, US
Phone: +1-888-267-4436
https://www.origene.com
techsupport@origene.com
EU: info-de@origene.com
CN: techsupport@origene.cn

Product datasheet for MG219012

Ano8 (NM_001164679) Mouse Tagged ORF Clone

Product data:

Product Type:	Expression Plasmids
Product Name:	Ano8 (NM_001164679) Mouse Tagged ORF Clone
Tag:	TurboGFP
Symbol:	Ano8
Synonyms:	BC053460; Tmem16h
Mammalian Cell Selection:	Neomycin
Vector:	pCMV6-AC-GFP (PS100010)
E. coli Selection:	Ampicillin (100 ug/mL)
Restriction Sites:	SgfI-RsrII
Cloning Scheme:	

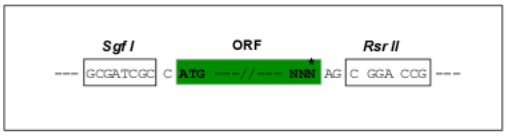

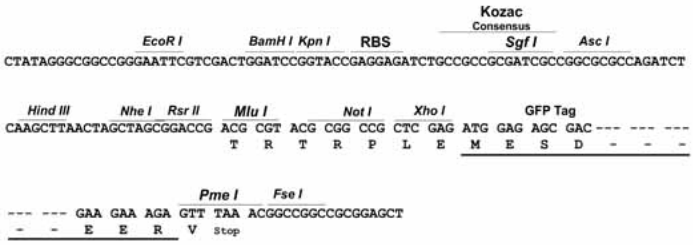

ACCN:	NM_001164679
ORF Size:	3180 bp

View online »

This product is to be used for laboratory only. Not for diagnostic or therapeutic use.
©2024 OriGene Technologies, Inc., 9620 Medical Center Drive, Ste 200, Rockville, MD 20850, US

OTI Disclaimer:	The molecular sequence of this clone aligns with the gene accession number as a point of reference only. However, individual transcript sequences of the same gene can differ through naturally occurring variations (e.g. polymorphisms), each with its own valid existence. This clone is substantially in agreement with the reference, but a complete review of all prevailing variants is recommended prior to use. More info
OTI Annotation:	This clone was engineered to express the complete ORF with an expression tag. Expression varies depending on the nature of the gene.
Components:	The ORF clone is ion-exchange column purified and shipped in a 2D barcoded Matrix tube containing 10ug of transfection-ready, dried plasmid DNA (reconstitute with 100 ul of water).
Reconstitution Method:	1. Centrifuge at 5,000xg for 5min. 2. Carefully open the tube and add 100ul of sterile water to dissolve the DNA. 3. Close the tube and incubate for 10 minutes at room temperature. 4. Briefly vortex the tube and then do a quick spin (less than 5000xg) to concentrate the liquid at the bottom. 5. Store the suspended plasmid at -20°C. The DNA is stable for at least one year from date of shipping when stored at -20°C.
RefSeq:	NM_001164679.1, NP_001158151.1
RefSeq Size:	3773 bp
RefSeq ORF:	3183 bp
Locus ID:	382014
UniProt ID:	Q6PB70
Cytogenetics:	8 B3.3
Gene Summary:	Does not exhibit calcium-activated chloride channel (CaCC) activity.[UniProtKB/Swiss-Prot Function]

Product images:

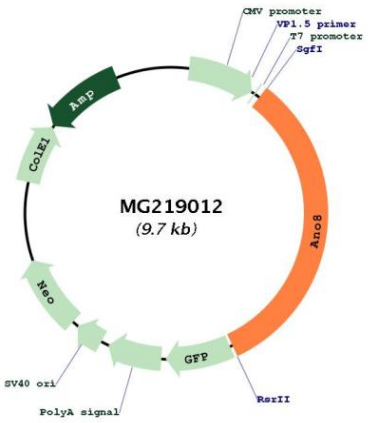

Circular map for MG219012

This product is to be used for laboratory only. Not for diagnostic or therapeutic use.
©2024 OriGene Technologies, Inc., 9620 Medical Center Drive, Ste 200, Rockville, MD 20850, US