

## Product datasheet for **MG218919**

### Zcchc11 (NM\_175472) Mouse Tagged ORF Clone

#### Product data:

Product Type:	Expression Plasmids
Product Name:	Zcchc11 (NM_175472) Mouse Tagged ORF Clone
Tag:	TurboGFP
Symbol:	Zcchc11
Synonyms:	6030404K05Rik; 9230115F04Rik; mKIAA0191; PPAPD3
Mammalian Cell Selection:	Neomycin
Vector:	pCMV6-AC-GFP (PS100010)
E. coli Selection:	Ampicillin (100 ug/mL)
ORF Nucleotide Sequence:	>MG218919 representing NM_175472 Red=Cloning site Blue=ORF Green=Tags(s)

TTTTGTAATACGACTCACTATAGGGCGGCCGGAATTCGTCGACTGGATCCGGTACCGAGGAGATCTGCC  
GCC**CGATCGCC**

ATGGAAGAGCCCAAGACTTCTAAAAACGAAAATCATGAACCAAAGAAGAATATTATTTGTGAAGAAAGCA  
AAGCAGTTAAATTTATATCTAATCAAACCTTGAAGCCTAGAAATGATAAGTCAGAAATTTGGGACCAGCTC  
TCTGAATAGAAAATAGTAGTAAAAAACCAAGCAAAATGATATTTGTATAGAAAAACAGAAGCTAAATCA  
TGTAAGTAAACGCTGCCAGTGTCCAGGCCCTAAAGATTTGGGGTTAGTACATCGAGATCAAAGTCATT  
GCAAAATGAAAAAGTTACCAAATTCACCCATGAAAGCCCAGAAGGGATCTTCACAGACAAAATTAGAAAA  
GACACCTAGTTTACAGACAAAAGCAGAAAAAGTACCAAAGTCTCCAAATTTACCAGTAAAAGCAGAAAA  
GCGCCCTGTACAACAGCAGAAGCAACAAGCAAAAAGCACTTAATTCACAGAGAAAAAGAAGAAACACAC  
CCACTTCTCAGATGAAATTACAGAAGACACCCAGATCACCTTTAGAGCCAGAAAAATGTGCCCAGTTTACT  
ATTGAAAGAAAATGTGAAACAGACAGAAATCACAACAGACTGGGAAGAAACTTACAAGCTCCTTTGTTTCT  
ATGGATAAAAGGAAGAGTGAAGCTCTACAGGGAGAAAAGTCAGCTCTGAAAACTCATCACTATCTCAGA  
AGCAGCAGACTCAGACAGATAATATTGCTGATTCTGATGACAGTGCTTCAGGGATTGAAGATACAGCAGA  
TGATTTGAGTAAAATGAAGAGTGAGGAATCTAACAAGAAAATTTCTTCTGAGATGGACTATTTAGAAAAT  
GCCACTGTAATAGATGAATCTGCTTTGACACCTGAGCAGAGGCTAGGCTTGAACCAAGCAGAAGAACGTC  
TAGAAAAGAGATCACATCTTCCGACTTGAAAAACGGTCACCAGAATATACCAATTGCCGCTATCTATGCAA  
ACTTTGCTTAATTCACATTGAAAACATCCAAGGAGCACATAAACATATAAAAAGAAAAACGACATAAGAAA  
AATATTTTGGAAAAACAAGAAGAGAGTGAACCTCGGTCTCTTCCATCTCCTTCTCTGCTCACTTGGCTG  
CTTTAAGTGTTCAGTTGTTGAGTTAGCAAAAAGAAACAAGGAATAACAGATGATGACCTCAGAATCCGCCA  
GGACATTTGGAGGAAATGTCAAAGTTATAATGACATTTTTACCAGAATGTTCACTGAGGTTGTATGGT  
TCATCTCTGACAAAGTTTCTGCTGAAAAGCAGTGATGTTAATATAGATATAAAAATTTCTCCCAAGATGA  
ATCATCCAGATCTTCTGATACAAGTCTTGAATTTCTGAAAAAAGTGCATTATATATAGATGTGGAATC  
TGATTTTCATGCTAAAGTTCCTGTTGTGGTGTGCAAAAGATCGGAAAAGTCTTTACTGTGTAGAGTAAGT



GCAGAAATGATATGGCGTGTCTCACAAGTACTTACTTGTCTCTTGGCAAAGTGAACCCGTCTTCA  
 CTCCCTTAGTGTAGCTTTTCGCTATTGGGCTAAGCTGTGCTATATTGACTCCAAAAGTATGGTGGAA  
 CCCTTCTACTGCTTTGCTTTGATGGTGTGTTTTTCTTCAACAAAGAAAACCCCTCTTCTCCTTGC  
 TTAAGTGAAGTTGGATTGAAGGCTTTGACCCGAAAAGAAATGGATGACTTTCAGCTGAAGGGCATAGTAG  
 AAGAGAAGTTTGTGAAGTGGGAATATAATTCAAGTAGTGAAGTGAAGAAAAGTAAATTGCTGATGAAA  
 CAAAGCTAAGGCAGACGAAACAAAAGATGATACCAAGAAGACAGAAACAGACAACCAAAGTAAATGCTGCG  
 AAGGCAAAACATGGCAAATCTCCTTTAACATTGGAAGCACCAAAATCAGGTACCTTGGGACAGTTGTGGT  
 TGGAGCTGCTAAAATTTACACACTGGATTTTGGCTTTGGAGGAATATGTCATATGTGTACGGATACAAGA  
 TATTCTAACTAGAGAGAACAAAAGTGGCTAAAAGGCGGATAGCCATTGAAGATCCATTTTCAGTCAAG  
 AGGAATGTTGCCCGAGCTTAAACAGCCAGCTTGTATACGAATATGTTGTGAAAGATTGAGAGCAGCTT  
 ATCGATATTTTGCCTGCTCCTAAAAGAAGGGTGGAAATAAATCTACAATGGATCCTAAGAAGAAAGAGAA  
 GGGGAAGCTAAGCAGTAAGAAACAGTGAAGTCTGATTGTTGGCAACCAATTGTTGCATTCTTGGGGAA  
 AGTGCAGAAAAATACATATGAAAGAGGCCAACCTGCTAAACATGATGAAACGGAGTTTACATCACAGA  
 GATGTATTGTTGATAATGACAGTTTATTGGTAAATGAAGTGGTAAACATGACCAAGCTTCTTC  
 ATCTCTTCTACTGCCAGTGGAGCAGTGAAGTAAAGCAAAAATCAGCTGAGAAACAAGGTGATTTAACA  
 CCTTCAGAAACTTCTTAAAGAAGGAAGTACAGCCAGTGTATTGCAATGGGACCCCTGATGGAGCTGAAT  
 CTGCTGGAACAGACTGCAGATCAAACTTAGAAAAGGACAGTTCACATCAGATTGTGTGCAACAATGTATC  
 TGCTACCTCTTGAAGCTGCAAGCTACAGAAGTACTTCTGACCTTGTGATGAGGATAACCTCCCTCC  
 CAGGAATTATATTATGTGTTTGAAGTTCATTTAACCTCTGGCAAGCCGCAACAATAGTATGCAGCA  
 TCTGCAAAAAGGATGGCCATTCAAAAAATGATTGTCCAGAGGATTTGAGAAAATGATCTAAAACCTCT  
 ACCACCAATGACAAACCGATTTCGAGAAATACTGATTAGTATGTAAGAGATGTTTTGATGAATTATCA  
 CCGCTTGTCTGTAACAACACAACAGGGAACAAATTTAATTGGCTTGGAAAAGTTTATCAAAAAGAAAT  
 ATGATGAAAAAGCAAGATTGTGCTTATTTGGTCTTCTAAGAATGGATTGGATTCCGAGATAGTGATCT  
 GGATATTTGATGACTCTGGAAGGCCATGAAAATGCAGAGAAATTAAGTGTAAAGAAAATTAATTGAAAAT  
 TTGGCGAAAATTTCTAAGAGGCATCCAGGTTTAAAGAAACATTCTGCCTATAACTACTGCCAAAGTGCCTA  
 TTGTAATAATTTGAACACAGGAGAAGTGGACTAGAAGGTGATATCAGTTTATATAACACATTGGCTCAACA  
 CAACACAAGAATGCTAGCTACTTATGCAGCTATTGATCCTAGAGTACAGTACTTGGGATATACTATGAAA  
 GTGTTTGCAGAGCGTGTGACATTGGAGATGCATCTCGGGGAAGTTTATCTTCATATGCTTACATCCTTA  
 TGGTGTGTACTTTCTGCAGCAAGAAAGCCACAGTTATCCAGTTCTACAAGAGATCTTTGATGGGAA  
 GCAGATCCGCAGAGAATGGTTGATGGATGGAATGCCTTTTTCTTTGATAAAAACAGAAGAGCTGAAAAAG  
 CGTTTACCTTCACTTGGGAAGAACACGGAATCACTGGGAGAGCTTTGGTTAGGACTGCTTCGCTTCTATA  
 CAGAAGAGTTTGAATTTAAGGAGTATGTAATCAGTATTCGGCAGAGAAGCTGCTGACCCTTTTAAAA  
 GCAGTGGACTTCTAAATGCATTGCAATTGAAGATCCTTTTGAAGTGAATCATAACCTTGGTGTGTTGTT  
 TCTAGAAAAATGACTAATTTTATATGAAGCGTTTATCAATGGAAGGAAACTTTTTTGGTACCCCTTTT  
 ATCCACTCATTGGCAGAGAAGCTGAGTACTTCTTTGATTCAAGAGTACTAACAGATGGAGAGTTGGCTCC  
 TAATGATCGTTGTTGCCGTGTGTGTGAAAAATAGGTCACATGAAAGACTGTCCAAAAGGAAAAAGA  
 CTAAGAAGAAAAGACAGTGAAGAAGAGAAGGAAGGAAACGAAGAAGAAAAGACTCCCGTACCTTCTTG  
 ACTCCCGAGACCTTAGGTGTTTCATATGTGGAGATGCTGGACATGTTCCCGCGAATGCCAGAGGTCAA  
 GATGGCCCGCCAGAGGAATAGTAGTGTGGCAGCAGCCAGCTGGTCCGTAACCTTGTAAATGCTCAGCAG  
 GTGGTGTGTTTCCGCGCAGCAACAGAGTACCAGTCCATAAGGACCAGACAGTCTTCAGAATGTTCTGATT  
 CACCATCTTATTCTCCTCAGCCTCAGCCTTTTCCACAGAATTCTCCCAACCATCTGCTCTTCCCCCACC  
 TCCATCCAGCCAGGATCCAGCCTAAGCTTGGCCACCCAGCAGGAGGGCAGCCCCCTCATCAGGTT  
 CAGATGCCCTTGTATAACTTTCTCAGTCACTCCAGCTCATTATTCACCCATGCACAGTATGGGTTAC  
 TGCCAATGCACCCCTGCAGATCCCTGCCCATCGTGGCCATCCACGGCCCGATGCTGCACTCTGCACC  
 TGGCAGCACCAGCAACATTGGCTTGAATGATCCAGCATCATCTTGCACAGCCTGCTGCCAGGCC  
 ATGGCAATCCCAGCCCTTCTCAGATGGACACTGGCCTCGGACCGTGGTCCCAATCCCTGGTGAACA  
 ATGGTGCAGTGGTAATTCGGAGCCAGCTTTGAGGACTAAATCCTCCAATCCATGGGAACATGCACC  
 ACGCCATTTCCCTTGTCCAGCTTCTGGCCTTACGGTTTGCATCAAATTTTCATGCATCAGGGAAT  
 CCAAGATTTACGCCAAACCTTCTATGCTCAAGCAGACAGATGTGCCACGCGTCTGTAGAGAGCGCT  
 GTCCCCACCCACCAGGAAATGTGTCCGAG

ACGGGCCGCTCGAG - GFP Tag - GTTTAA

**Protein Sequence:** >MG218919 representing NM\_175472  
 Red=Cloning site Green=Tags(s)

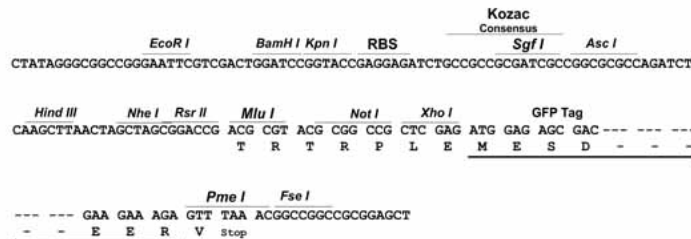
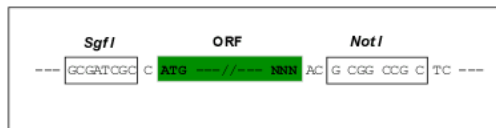
MEEPKTSKNENHEPKKNIICEESKAVKIISNQLKPRNDKSEIGTSSLNRNSSKTKQNDICIEKTEAKS  
 CKVNAASVPGPKDLGLVHRDQSHCKMKKLPNSPMKAQKGSSTKLEKTPSLQTKAEKVPKSPNLPVKAEK  
 APCTTAEATTEKALNSQRKEENTPTSQMKLQKTPRSPLEPENVPSSLKENVKQTESQQTGKKLTSFVVS  
 MDKRKSEALQGEKSALENSLSQKQQTQTDNIADSDDSASGIEDTADDLSKMKSEESNKENSSEM DYLEN  
 ATVIDESALTPEQRLGLKQAEERLERDHI FRLEKRSPEYTNCRYLCKLCLIHENIQGAHKHIKEKRHKK  
 NILEKQEESELRSPLPSSAHLAALSVAVVELAKEQGITDDDLRIRQDIVEEMSKVIMTFLPECSLRLYG  
 SSLTKFALKSSDVNIDIKFPPKMNHDPDLIQVLGILKKSALYIDVESDFHAKVPVVVCKDRKSALLCRVS  
 AGNDMACLTTDLLAALGKVEPVFTPLVLAFRYWAKLCYIDSQTDGGIPSYCFALMVMFFLQQRKPLLPC  
 LLGWSWIEGFDPKRMDDFQLKGIVEEKFVKWEYNSSSATEKNLIADENKAKADEPKDDTKTETDNQSNAA  
 KAKHGKSPLTLEAPNQVPLGQLWLELLKFYTLDFALEEYVICVRIQDILTRENKNWPKRRIATEDPFSVK  
 RNVARSLNSQLVVEYVVERFRAAYRYFACPKQKGGNKSTMDPKKKEKGLSSKPKVKSDCSATNCCILGE  
 SAEKIHMERGQPAKHDETEFTSQRCIVDNDLLVNELGLANHGQASSLSTASGGSDLKQKSAEKQGDLT  
 PSETSLKKELSQCICIGTPDGAESAGTDCRSNLEMDSSHQIVCNVVSATSCNCKATEVTSDLVDEDNLP  
 QELYVYVDFKILTSQKPTIIVCSICKKDGHSKNDCEPFRKIDLPLPMTNRFREILDVCKRCFDELS  
 PPCSEQHNREQILIGLEKFIQKEYDEKARLCLFGSSKNGFGFRSDLDICMTLEGHENAELNCKEIIEN  
 LAKILKRHPGLRNILPITTAQKPIVKFEHRRSGLEGDISLYNTLAQHNRMLATYAAIDPRVQYLGYTMK  
 VFAKRCIDGASRGLSSYAYILMVL YFLQQRKPPVIPVLEIFDQKQIPQRMVDGWNAAFDDKTEELKK  
 RLPSLGKNTESL GELWGLLRFYTEEFDFKEYVISIRQKLLTTFEKQWTSKCI AIEDPFDLNHNLGAGV  
 SRKMTNFIMKAF INGRKLF GTPFYPLIGREAEYFFDSRVLTDGELAPNDRCCRVCGKIGHYMKDCPKRKR  
 LKKKDEEEKEGNEEEKDSRDLLDSRDLCFICGDAGHVRRECPEVKMARQRNSSVAAAQLVRNLVNAQQ  
 VAGSAQQSDQSIRTRQSECSDSPSQPFQFPQNSQPQPSALPPPSQPGSQPKLGPPQQGGQPPHQV  
 QMPLYNFPQSPPAHYSPMHSMGLLPMHPLQIPAPSWPIHGPM LHSAPGSTPSNIGLNDPSIIFAQPAARP  
 MAIPSPSHDGHWPRTVAPNSLVNNGAVGNSEPRFRGLNPPIPWEHAPRHFP LVPASWPYGLHQFMHQGN  
 PRFQPKPFYAQADRCATRRRCRERCPHPPRGVSE

TRPLE - GFP Tag - V

**Restriction Sites:** SgfI-NotI

**Cloning Scheme:**

Cloning sites used for ORF Shutting:

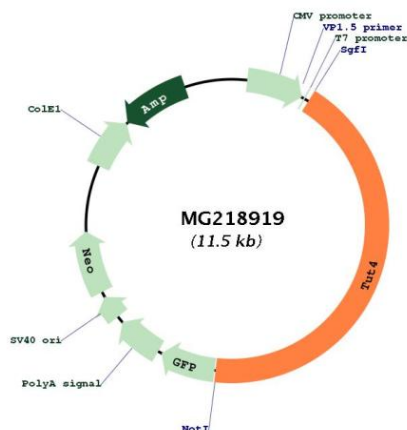


**ACCN:** NM\_175472

<b>ORF Size:</b>	4932 bp
<b>OTI Disclaimer:</b>	The molecular sequence of this clone aligns with the gene accession number as a point of reference only. However, individual transcript sequences of the same gene can differ through naturally occurring variations (e.g. polymorphisms), each with its own valid existence. This clone is substantially in agreement with the reference, but a complete review of all prevailing variants is recommended prior to use. <a href="#">More info</a>
<b>OTI Annotation:</b>	This clone was engineered to express the complete ORF with an expression tag. Expression varies depending on the nature of the gene.
<b>Components:</b>	The ORF clone is ion-exchange column purified and shipped in a 2D barcoded Matrix tube containing 10ug of transfection-ready, dried plasmid DNA (reconstitute with 100 ul of water).
<b>Reconstitution Method:</b>	<ol style="list-style-type: none"><li>1. Centrifuge at 5,000xg for 5min.</li><li>2. Carefully open the tube and add 100ul of sterile water to dissolve the DNA.</li><li>3. Close the tube and incubate for 10 minutes at room temperature.</li><li>4. Briefly vortex the tube and then do a quick spin (less than 5000xg) to concentrate the liquid at the bottom.</li><li>5. Store the suspended plasmid at -20°C. The DNA is stable for at least one year from date of shipping when stored at -20°C.</li></ol>
<b>RefSeq:</b>	<a href="#">NM_175472.3</a> , <a href="#">NP_780681.2</a>
<b>RefSeq Size:</b>	6054 bp
<b>RefSeq ORF:</b>	4935 bp
<b>Locus ID:</b>	230594
<b>UniProt ID:</b>	<a href="#">B2RX14</a>
<b>Cytogenetics:</b>	4 C7

**Gene Summary:**

Uridyltransferase that mediates the terminal uridylation of mRNAs with short (less than 25 nucleotides) poly(A) tails, hence facilitating global mRNA decay (PubMed:28792939). Essential for both oocyte maturation and fertility. Through 3' terminal uridylation of mRNA, sculptors, with TUT7, the maternal transcriptome by eliminating transcripts during oocyte growth (PubMed:28792939). Involved in microRNA (miRNA)-induced gene silencing through uridylation of deadenylated miRNA targets. Also functions as an integral regulator of microRNA biogenesis using 3 different uridylation mechanisms (By similarity). Acts as a suppressor of miRNA biogenesis by mediating the terminal uridylation of some miRNA precursors, including that of let-7 (pre-let-7), miR107, miR-143 and miR-200c. Uridylated miRNAs are not processed by Dicer and undergo degradation. Degradation of pre-let-7 contributes to the maintenance of embryonic stem (ES) cell pluripotency (By similarity). Also catalyzes the 3' uridylation of miR-26A, a miRNA that targets IL6 transcript. This abrogates the silencing of IL6 transcript, hence promoting cytokine expression (PubMed:19703396). In the absence of LIN28A, TUT7 and TUT4 monouridylate group II pre-miRNAs, which includes most of pre-let7 members, that shapes an optimal 3' end overhang for efficient processing (PubMed:28671666). Add oligo-U tails to truncated pre-miRNAs with a 5' overhang which may promote rapid degradation of non-functional pre-miRNA species (By similarity). May also suppress Toll-like receptor-induced NF-kappa-B activation via binding to T2BP (By similarity). Does not play a role in replication-dependent histone mRNA degradation (By similarity). Due to functional redundancy between TUT4 and TUT7, the identification of the specific role of each of these proteins is difficult (PubMed:28671666, PubMed:28792939, PubMed:22898984). TUT4 and TUT7 restrict retrotransposition of long interspersed element-1 (LINE-1) in cooperation with MOV10 counteracting the RNA chaperone activity of L1RE1. TUT7 uridylates LINE-1 mRNAs in the cytoplasm which inhibits initiation of reverse transcription once in the nucleus, whereas uridylation by TUT4 destabilizes mRNAs in cytoplasmic ribonucleoprotein granules (By similarity).[UniProtKB/Swiss-Prot Function]

**Product images:**

Circular map for MG218919