

Product datasheet for **MG218624**

Prpf8 (NM_138659) Mouse Tagged ORF Clone

Product data:

Product Type:	Expression Plasmids
Product Name:	Prpf8 (NM_138659) Mouse Tagged ORF Clone
Tag:	TurboGFP
Symbol:	Prpf8
Synonyms:	AU019467; D11Bwg0410e; DBF3/PRP8; Prp8; Sfprp8l
Mammalian Cell Selection:	Neomycin
Vector:	pCMV6-AC-GFP (PS100010)
E. coli Selection:	Ampicillin (100 ug/mL)
ORF Nucleotide Sequence:	>MG218624 representing NM_138659 Red=Cloning site Blue=ORF Green=Tags(s)

TTTTGTAATACGACTCACTATAGGGCGGCCGGAATTCGTCGACTGGATCCGGTACCGAGGAGATCTGCC
GCC**CGATCGCC**

ATGGCCGGAGTGTTTCCTTACCGAGGGCCGGTAACCCGGTGCCCGCCCTCTAGCCCCGTGCCGGATT
ATATGTCAGAGGAGAAGCTGCAGGAGAAAGCTCGAAAATGGCAGCAGTTGCAGGCCAAGCGATATGCAGA
GAAGCGGAAATTTGGGTTTGTGGATGCTCAGAAGGAAGACATGCCACCAGAACATGTCAGGAAGATCATT
CGAGACCATGGAGACATACCAACAGGAAGTCCGTCATGACAAAAGGGTCTATTTGGGAGCTCTTAAGT
ACATGCCTCATGCAGTCTCAAGCTCCTTGAGAACATGCCATGCCTTGGGAGCAGATCCGGGACGTGCC
TGTGCTGTACCACATCACTGGAGCCATCTCCTTTGTTAACGAGATTCCCTGGGTTATCGAGCCGGTTTAC
ATCTCCCAGTGGGGTCAATGTGGATCATGATGCGTAGAGAAAAAGAGACAGGAGGCATTTCAAGAGGA
TGCGTTTTCCCCCTTTTCGATGACGAGGAACCGCCCTGGATTATGCCGACAAATCTTAGATGTTGAGCC
ACTGGAAGCCATTCAGCTAGAGCTGGACCCAGAGGAGGATGCCCTGTGTTGGACTGGTTCTATGACCAC
CAGCCTTTGAGAGACAGTAGGAAGTACGTTAATGGTCCACCTACCAACGCTGGCAGTTCACATTGCCTA
TGATGTCCACACTCTACCGACTGGCCAATCAGCTTCTGACTGACCTTGATAGTACAACACTTCTATCT
CTTTGATCTGAAGGCCTTTTTACCTTAAGGCACTCAACATGGCCATTCCTGGGGACCCAAATTTGAG
CCTCTTGTTCGAGACATCAACTACAGGATGAAGACTGGAATGAATTTAACGATATTAATAAGATCATCA
TCCGTAGCCCTATTCGTACTGAGTACAAGATTGCTTTTCTTACCTGTATAACAACCTTCCACACCACGT
CCACCTGACCTGGTACCACACTCCAACGTTGTGTTTCAAGACTGAGGATCCTGATCTGCCAGCTTTC
TACTTTGATCCTTTGATCAACCAATCTCCCATAGACACTCAGTCAAGAGCCAAGAACCCTGCCTGATG
ATGATGAAGAGTTTGAACCTCCAGAGTTTGTGCGAGCCCTTCTGAAGGATACACCTCTCTATACAGACAA
CACAGCCAATGGCATTGCCCTGCTCTGGGCACCACGGCCCTTCAACCTACGCTCTGGTCTGATCCCGCCG
GCCTTGGACATACCCCTGTCAAGAACTGGTATCGGGAGCACTGTCTGCTGGGCAGCCTGTGAAGTTT
GAGTCTCTTATCAGAAGCTGCTTAAGTACTATGTGCTGAATGCCCTCAAGCACCGCCCTCCCAAAGCCCA
GAAGAAGAGGTATCTGTTTCGTTCTTTCAAAGCTACCAAATTCCTTCAGTCCACCAAGCTGGACTGGGTG



[View online »](#)

GAGGTAGGGCTGCAGGTTTGCCGCCAGGGCTACAACATGCTCAACCTTCTCATTACCCGGAAGAACCTCA
 ACTATCTGCACCTGGACTACAACCTCAACCTGAAGCCTGTCAAGACGCTCACCACCAAGGAAAGAAAGAA
 ATCCCCGTTTTGGGAATGCTTCCATCTATGTCGGGAAGTACTGCGTTTAAACCAAGCTGGTTGTGGACAGC
 CATGTGCAGTATCGCTTGGGCAATGTAGATGCCTCCAGCTGGCAGATGGTTTGCAGTATATATTTGCC
 ACGTGGGACAGTTGACAGGCATGTATCGATACAAATAAAGCTGATGCGGCAGATCCGCATGTGCAAGGA
 CTTGAAACATCTCATCTATTACCGCTTCAACACGGTCTGTAGGAAAGGCCCTGGCTGTGGTTTCTGG
 GCTGTGGCTGGCGGGTCTGGCTGTTCTTTATGCGTGGAATTACCCTCTGCTAGAGCGATGGCTGGGCA
 ACCTTCTGGCCCCGACAGTTTGAAGGCCGCTCACTCAAAGGGGTGGCAAAGACAGTAACGAAGCAGCGGGT
 GGAGTCGCACTTTGACCTGGAGCTCAGGGCTGCTGTGATGCACGACATTCTGGACATGATGCCTGAAGGC
 ATCAAGCAGAACAAGGCCCGGACAATTCTGCAGCACCTCAGTGAAGCCTGGCGCTGCTGGAAGGCCAACA
 TCCCTTGAAGGTCCCAGGACTGCCAACACCTATAGAGAATATGATTCTTCGGTACGTTAAGGCCAAGGC
 TGATTGGTGGACCAACTGCCACTACAACGGGAACGGATCCGTGCGGGGCTACTGTAGACAAGACT
 GTTTGCAAAAAGAACCTGGGCCCTCACTCGCTGTATCTGAAGGCAGAGCAGGAGCGGCAGCACAAATT
 ACCTGAAGGATGGGCCTACATCACAGCCGAGGAGGCAGTGGCCGTGTATACCACCCTGTGCCTGGCT
 GGAGAGCCGAGATTCTCGCCATCCCCTCCCTCCACTCTCTACAAGCATGATACCAAGCTGCTCATC
 TTGGCTCTGGAGCGTCTCAAGGAAGCTTATAGTGTGAAGTCTAGGTTAAACCAAGTCTCAGAGGGAGGAGC
 TGGGTCTGATTGAACAAGCCTATGACAACCCCATGAGGCTTTGTCCCGCATCAAGCGTCACCTCCTCAC
 ACAGAGAGCCTTTAAGGAAGTGGGCATTGAGTTTATGGATCTCTATAGCCACCTTGTACCAGTGTATGAT
 GTGGAACCACTGGAGAAAATAACTGATGCTTACCTGGACCAGTACCTGTGGTATGAAGCAGATAAACGCC
 GTCTTTTCCACCTGGATCAAGCTGTGACACAGAGCCACCTCCACTGCTTGTTTACAAGTGGTGTCA
 AGGCATTAATAACCTGCAGGATGTGTGGGAGACGAGTGAAGGCGAGTGAACGTCATGCTGGAGTCTCGG
 TTTGAGAAGATGTATGAGAAGATTGACCTGACCCTGCTTAAACAGGCTGCTGCGACTCATTGTGACCACA
 ACATAGCTGACTACATGACGGCCAAGAACAACAGTATCAACTATAAGGACATGAACACATAACAACCT
 ATATGGAATCATCAGAGGCTGCAGTTTGCCTCATTATTGTACAGTACTATGGCTTGGTATGGATTTG
 CTTGTAAGTGGATTGCACCGGGCCAGTGAAGTGGCTGGGCTCCTCAGATGCCAAATGACTTTCTCAGTT
 TCCAGGACATAGCCACTGAGGCTGCACACCCAATCCGACTCTTCTGTAGATACATTGATCGCATCCATAT
 TTTCTTACAGTTCACAGCAGATGAGGCTCGGGATCTGATCCAGCGTTACCTGACAGAACACCCAGACCCC
 AACAAATGAAAACATTGTTGGCTACAATAACAAGAAATGCTGGCCCCGAGATGCCCGAATGCGGCTCATGA
 AGCATGATGTCAACTGGGTGCGGCAGTGTCTGGGACATCAAAAACCGGCTGCCACGATCGGTGACTAC
 AGTACAGTGGGAGAATAGCTTTGTGTCTGTGTACAGTAAAGACAACCCCAACCTGCTATTCAACATGTGT
 GGCTTTGAGTGGCGCATCTGCCTAAGTCCGTACCAGCTATGAAGAGTTCACCCACAAGGACGGGGTCT
 GGAACCTACAGAATGAGGTTACCAAGGAGCGGACAGCTCAGTGTCTCCTGCGTGTGGATGATGAGTCAAT
 GCAACGCTTCCATAACCGTGTGCGGCAGATTCTGATGGCCTCTGGCTCCACCACGTTCAACCAAGATTGTG
 AATAAGTGGAAACACAGCTCTCATCGGCCTTATGACATATTTTCGAGAGGCTGTGGTGAATACACAGGAAC
 TCCTGGACTTATTGGTGAAGTGTGAAAACAAGATCCAGACACGTATCAAGATTGGATTGAACTCCAAGAT
 GCCTAGCCGTTCCCGCTGTTGTATTCTACACCCCTAAGGAGCTGGGTGGGCTTGGCATGCTCTCGATG
 GGCCATGTGCTTATCCCCAGTCTGACCTCAGTGGTCCAAGCAGACAGATGTGGGCATCACACACTTCC
 GTTCAGGAATGAGTCATGAAGAAGCAACTGATCCCAACTGTACCGCTACATACAGCCATGGGAGAG
 CGAGTTCATTGACTCCCAGCGGGTCTGGGCTGAGTATGCACTCAAGAGACAAGAGGCTATTGCTCAGAAC
 AGACGCTTGACTTTAGAAGATTTAGAAGATTCATGGGATCGAGGCATTCCCCGGATCAATAACCTCTTCC
 AGAAAGACCGGCACACATTGGCTTATGATAAAGGCTGGCGTGTCCGAACTGACTTTAAGCAGTACCAGT
 TTTGAAGCAGAACCCCTTTTGGTGGACACATCAGCGGCATGATGGCAAGCTTTGGAACCTCAATAACTAC
 CGCACAGACATGATTGAGCGCTGGGTGGTGTGGAGGGCATTCTGGAGCACACTCTTCAAGGGCACTT
 ACTTCCCCACCTGGGAGGGTCTGTTCTGGGAGAAAAGCCAGTGGCTTTGAGGAGTCCATGAAGTGGAAAG
 GCTGACCAATGCTCAGCGATCAGGATTAACAGATTCTAATCGTAGATTTACCCTCTGGTGGTCCCCA
 ACCATCAATCGAGCCAATGTCTATGTGGCTTCCAGGTGCAGCTGGACCTGACAGGAATCTTCATGCACG
 GCAAGATCCCCACACTGAAGATCTCTCTCATCCAGATATCCGAGCTCACTTGTGGCAGAAGATCCATGA
 GAGCATCGTGTGACTTGTGTACAGTCTTTGACCAGGAACTGGATGCACTGGAAATTGAGACAGTGCAA
 AAGGAGACAATCCATCCCCGAAAGTCTATAAGATGAACTCTTCTGTGCGGATATACTACTCTTTGGCT
 CCTATAAGTGGAAATGCTCCCGGCCCTCGCTGCTGGCAGACTCCAAGGATGTGATGGACAGCACCACCAC
 ACAGAAGTATTGGATTGACATCCAATTACGCTGGGAGACTATGATTCCCATGATATTGAGCGCTATGCC
 CGGGCCAAGTTCCTGGATTACACCACAGACAACATGAGTATCTACCCTTCGCCCACAGGCGTGTCTATTG

CCATTGATCTGGCCTATAATCTACACAGTGCCTATGGAACTGGTTCCTCCGGGCAGCAAGCCTCTCATACA
GCAGGCCATGGCCAAGATCATGAAGGCAAACCTGCGTTGTATGTGTACGTGAACGGATACGCAAAGGA
TTACAGCTGTATTTCATCTGAGCCCACTGAGCCTTACCTGTCTCTCAGAACTATGGTGAACCTTTCTCTA
ACCAGATTATCTGGTTTGTGGATGACACCAATGTCTATAGAGTAACTATCCACAAGACCTTTGAGGGGAA
CTTGACAATAAACCATCAATGGGGCCATCTTCATCTTCAATCCACGAACGGGACAGCTGTTCCCTCAAG
ATAATCCACACATCTGTATGGGCTGGACAGAAGCGTTGGGTCAAGTTGGCCAAGTGAAGACTGCTGAGG
AAGTGGCTGCCCTGATCCGATCTCTGCCTGTGGAGGAACAGCCTAAACAGATCATTGTCACTCGGAAGGG
CATGGCTGGATCCTCTGGAGGTCCACTTACTGGATTTCCCAATATTGTGATCAAAGGATCGGAGCTCCAG
CTGCCCTTCCAGGCTTGTCTCAAGGTGGAGAAGTTGGGGATCTCATCCTTAAAGCCACCGAGCCCCAGA
TGGTCTTTTTCAACCTCTATGATGACTGGCTCAAGACTATCTCCTCTACACGGCTTTCTCCCGTCTCAT
TCTGATTCTGCGGGCTTTCATGTGAACAATGATAGAGCAAAGGTGATCCTGAAGCCAGACAAGACTACT
GTTACGGAACCCACCACATCTGGCCCACGCTGACTGACGAGGAATGGATCAAGTGGAGGTACAGCTCA
AGGATCTGATCTTGGCTGACTACGGCAAGAAAAACAACGTGAATGTGGCGTCACTGACACAGTCAGAAAT
TCGAGACATCATCTGGGAATGGAGATCTCGGCCTATCGCAGCAGCGGCAGCAGATAGCTGAGATTGAA
AAGCAGACCAAGAACAGTCCCAGCTCACTGCTACACAGACTCGAACTGTCAACAAGCACGGTGACGAGA
TTATCACTTCAACCACTAGCAACTATGAGACCCAGACCTTCTCATCAAAGACTGAATGGAGAGTCAGGGC
CATCTCTGCTGCCAACCTGCATCTGCGGACCAATCATATTTATGTTTCATCTGATGACATTAAGGAGACT
GGTTATACGTACATTCTCCGAAAAACGTCTTAAGAAGTTTATCTGCATATCTGATCTTCGTGCCCAAA
TTGCAGGATACCTGTATGGGGTGAAGCCCTCCAGATAACCTCAGGTGAAGGAGATCCGTTGTATTGTGAT
GGTGCCGAGTGGGGCACGCACCAGACTGTGCACCTGCCAGCCAGCTGCCCCAGCATGAGTACCTCAAG
GAGATGGAACCTTAGGTTGGATCCACACTCAGCCCAATGAATCCCCCAGCTATCACCCCAAGATGTCA
CCACTCATGCCAAAATCATGGCTGACAACCCATCTTGGGATGGGGAGAAGACTATTATCATCACGTGCAG
CTTCACACCAGGCTCTGCACACTGACAGCCTACAAGCTGACACCCAGTGGGTATGAGTGGGGCCGGCAG
AACACAGACAAAAGCAACAACCCCAAAGGCTACCTACCCTCGCACTACGAGAGGGTTCAGATGCTCCTGT
CTGACCGATTCTCGGCTTCTTCATGGTCCCGCCAGTCTCCTGGAACATAAAGTTTATGGGTGTTTCG
ACATGATCCCAACATGAAATACGAGCTGCAGCTGGCAAACCCCAAGGAATTCTACCATGAGGTCCACAGG
CCCTCCCACTTCTCAACTTCGCCCTTCTGCAGGAGGGTGAAGTCTACTCTGCAGACAGAGGACCTCT
ATGCC

ACGCGTACGCGGCCGCTCGAG - GFP Tag - GTTTAA

Protein Sequence: >MG218624 representing NM_138659
 Red=Cloning site Green=Tags(s)

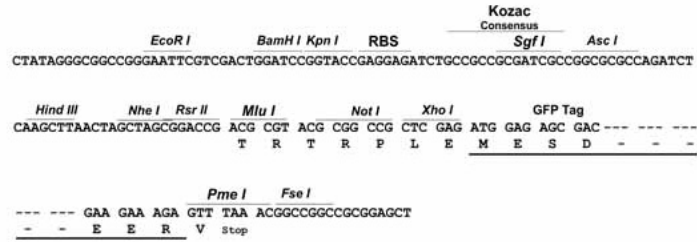
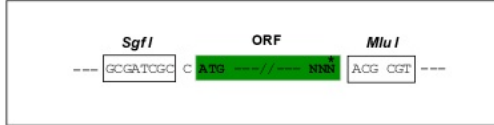
MAGVFPYRGPNGPVPGLAPLPDYMSEEKLEKARKWQQLQAKRYAEKRKFGFVDAQKEDMPPEHVRKII
 RDHGDMTNRKFRHDKRVYLGALKYMPHAVLKLLENMMPWEQIRDVPVLYHITGAI SFVNEIPWVIEPVY
 ISQWGSMMIMRREKRDRRHFKRMRFPFDDEEPPLDYADNILDVEPLEAIQLELDPEEDAPVLDWFYDH
 QPLRDSRKYVNGSTYQRWQFTLPMSTLYRLANQLLTDLVDDNYFYFLDLKAFFTSKALNMAIPGGPKFE
 PLVRDINLQDEDWNEFNDINKIIIRQPIRTEYKIAFPYLYNNLPHHVHLTWYHTPNVVFIKTEDPDLPAF
 YFDPLINPISHRHSVKSQEPLPDDDEEFELPEFVEPFLKDTPLYDNTANGIALLWAPRPFNLRSRGRTRR
 ALDIPLVKNWYREHCPAGQPVKVRVSYQKLLKYVYLNALKHRPPKAQKKRYLFRSFKATKFFQSTKLDWV
 EVGLQVCRQGYNMLNLLIHRKLNLYLHDYFNFLKPVKLTTKERKKSFRGNAFHLCREVLRRLTKLVVDS
 HVQYRLGNVDAFQLADGLQYIFAHVQQLTGMRYKYKLMRQIRMCKDLKHLIYYRNTGPVKGPGCGFW
 AAGWRVWVFFMRGITPLLERWLGNLLARQFEGRHSKGVAKTVTKQRVESHFDLELRAAVMHDILDMMPGEG
 IKQNKARTILQHLSEAWRCWKANIPWKVPLPTPIENMILRYVKAKADWWTNTAHYNRERIRRGATVDKT
 VCKKNLGRLLYKAEQERQHNYLKDGPYITAEAVAVYTTTWHWLESRRFSPIFPPLSYKHDTKLLI
 LALERLKEAYSVKSRNLNQSREELGLIEQAYDNPHEALSRIKRHLLTQRAFKEVGFEMDLYSHLVPVYD
 VEPLEKITDAYLDQYLWYEADKRRLLFPPWIKPADTEPPPLL VYKWCQGINNLDQVWETSEGENVMLESR
 FEKMYEKIDLTLNRLRLIVDHNIAADYMTAKNNVINYKDMNHTNSYGIIRGLQFASFIVQYVGLVMDL
 LVLGLHRASEMAGPPQMPNDFLSFQDIATEAAHPIRLFCRYIDRIHIFFRFTADEARDLIQRYLTEHPDP
 NNENIVGYNNKCKWRDARMRLMKHDVNLGRAVFDIKNRLPRSVTTVQWENSFVSVYSKDNPNLLFNM
 GFECRILPKCRTSYEEFTHKDGWVNLQNEVTKERTAQCFLRVDDDESMQRFHNRVRQILMASGSTTFKIV
 NKWNTALIGLMTYFREAVVNTQELLDLLVKCENKIQTRIKIGLNSKMPSRFPVVFYTPKELGGLGMLSM
 GHVLI PQSDLRWSKQTDVGI THFRSGMSHEEDQLIPNL YRYIQPWESEFIDSQRVWAEYALKRQEAIAQN
 RRLTLEDLEDSDRGI PRINLTFQKDRHTLAYDKGWRVRTDFKQYQVLKQNPFWWTHQRHDGKLVNLLN
 RTDMIQALGGVEGILEHTLFGKTYFPTWEGLFWEKASGFEE SMKWKLTNAQRSGLNQIPNRRFTLWWS
 TINRANVYVGFQVQLDLTGIFMHGKIPTLKI SLIQIFRAHLWQKIHESI VMDLCQVFDQELDALEIETVQ
 KETIHRKSYKMNSCADILLFASYKWNVSRPSSLADSKDVMSTTTQKYWIDIQLRWGDYSDHDIERYA
 RAKFLDYTTDNMSIYPSPTGVLIAIDLAYNLHSAYGNWFPGSKPLIQQAMAKIMKANPALYVLRERIRKG
 LQLYSSEPTPEYLSNQYGFELFSNQI IWFVDDTNVYRVTIHKTFEGNLTKPINGAIFIFNPRTGQLFLK
 I IHTSVWAGQKRLGQLAKWKTAEVAALIRSLPVEEQPKQIIVTRKGM LDPLEVHLLDFPNIVIKGSELQ
 LPFQAACKVEKFGDLILKATEPQMVLFNLYDDWLKTISSYTAFSRLILILRALHVNNDRAKVILKPKD
 VTEPHHIWPTLTDEEWIKVEVQLKDLILADYGKKNVNVASLTQSEIRDII LGMEISAPSQRQQAIEIE
 KQTKEQSQTATQTRTVNKHGDEIITSTTSNYETQTFSSKTEWRVRAISAANLHLRTNHIYVSSDDIKET
 GYTYILPKNVLKKFICISDLRAQIAGLYYGVSPDPNPQVKEIRCI VMVPQWGTHTVHLPSQLPQHEYLK
 EMEPLGWIHQPNESPQLSPQDVTTHAKIMADNPSWDGEKTIITCSFTPGSCTL TAYKLTPSGYEWGRQ
 NTDKGNPKGYLPSHYERVQMLLSDRFLGFFMVPQAQSSWNYNFMGVRHDPNMKYELQLANPKFEYHEVHR
 PSHFLNFALLQEGEVYSADREDLA

TRTRPLE - GFP Tag - V

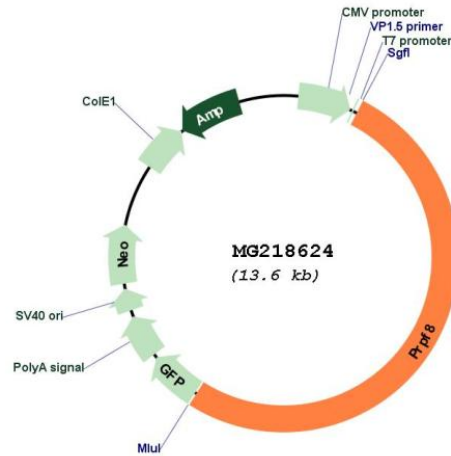
Restriction Sites: SgfI-MluI

Cloning Scheme:

Cloning sites used for ORF Shutting:



Plasmid Map:



ACCN: NM_138659

ORF Size: 7005 bp

OTI Disclaimer: The molecular sequence of this clone aligns with the gene accession number as a point of reference only. However, individual transcript sequences of the same gene can differ through naturally occurring variations (e.g. polymorphisms), each with its own valid existence. This clone is substantially in agreement with the reference, but a complete review of all prevailing variants is recommended prior to use. [More info](#)

OTI Annotation: This clone was engineered to express the complete ORF with an expression tag. Expression varies depending on the nature of the gene.

Components: The ORF clone is ion-exchange column purified and shipped in a 2D barcoded Matrix tube containing 10ug of transfection-ready, dried plasmid DNA (reconstitute with 100 ul of water).

Reconstitution Method:

1. Centrifuge at 5,000xg for 5min.
2. Carefully open the tube and add 100ul of sterile water to dissolve the DNA.
3. Close the tube and incubate for 10 minutes at room temperature.
4. Briefly vortex the tube and then do a quick spin (less than 5000xg) to concentrate the liquid at the bottom.
5. Store the suspended plasmid at -20°C. The DNA is stable for at least one year from date of shipping when stored at -20°C.

RefSeq: [NM_138659.2](#), [NP_619600.2](#)

RefSeq Size: 7500 bp

RefSeq ORF: 7008 bp

Locus ID: 192159

UniProt ID: [Q99PV0](#)

Cytogenetics: 11 45.92 cM

Gene Summary: Plays role in pre-mRNA splicing as core component of precatalytic, catalytic and postcatalytic spliceosomal complexes, both of the predominant U2-type spliceosome and the minor U12-type spliceosome. Functions as a scaffold that mediates the ordered assembly of spliceosomal proteins and snRNAs. Required for the assembly of the U4/U6-U5 tri-snRNP complex, a building block of the spliceosome. Functions as scaffold that positions spliceosomal U2, U5 and U6 snRNAs at splice sites on pre-mRNA substrates, so that splicing can occur. Interacts with both the 5' and the 3' splice site.[UniProtKB/Swiss-Prot Function]