

Product datasheet for **MG218567**

Synj2 (NM_001113353) Mouse Tagged ORF Clone

Product data:

Product Type:	Expression Plasmids
Product Name:	Synj2 (NM_001113353) Mouse Tagged ORF Clone
Tag:	TurboGFP
Symbol:	Synj2
Synonyms:	AI481647; mKIAA0348; SJ2
Mammalian Cell Selection:	Neomycin
Vector:	pCMV6-AC-GFP (PS100010)
E. coli Selection:	Ampicillin (100 ug/mL)
ORF Nucleotide Sequence:	>MG218567 representing NM_001113353 Red=Cloning site Blue=ORF Green=Tags(s)

TTTTGTAATACGACTCACTATAGGGCGGCCGGAATTCGTCGACTGGATCCGGTACCGAGGAGATCTGCC
GCC**CGATCGCC**

ATGGCTCTAAGCAAAGGGCTGCGGCTGCTGGCGGGCTGGACCCCACTGGCCCGAGCAGCGTGCTGTTGG
AGGCGCGGGGCCGCGGACTGCCTGCTTCGAGGCCGCGCAGTGGCCACGCTGGCTCCGGAAGAGAA
GGAAGTCATTAAGGACTGTATAGCAAGCTGACGGATGCCTATGGCTGCCTCGGGGAGCTGAGGTTACAA
TCCGGTGGCGTCCCCTTGAGCTTCTGGTGTGGTGACAGGCTGCATGTCAGTGGCAGAATTCCAGATG
CAGAGATCTACAAAATCACTGCCACTGAGTTGTACCCCTGCAGGAAGAGGCCAAGGAAGAGGACCGCT
GCCACCTTAAAGAAAATCCTGAGCTCAGGGGTGTTCTATTTCCGATGGCCCAATGATGGCGCCTGCTTC
GATCTGACCATCAGGGCTCAGAAACAGGGTGTGACGGCTCTGAATGGGGACCTCTTTCTTCTGGAACC
AGCTATTGCATGTGCCTCTGCGGCAGCACCAGGTGAACCTGTCATAACTGGTTGCTGAAAGTCATCTGTGG
GGTGGTGACCATCCGCACAGTATATGCCTCCCAAGCAGGCCAAGGCCTGTCTCATCTCTCGCATCAGC
TGTGAACGCGCAGGTGCTCGCTTCTCACCCGTGGTGTGAACGATGATGGCCACGTGCCAACTTTGTGG
AGACAGAGCAGACGATTTACATGGATGATGGAGTATCGTCCTTTGTCCAGATCCGAGGCTCCGTTCCGCT
GTTCTGGGAGCAACCAGGACTTCAGGTTGGCTCCCATCATCTGAGACTGCACAGAGGCCTAGAGGCCAAC
GCTCCTGCTTTTGAAGGCACATGGTCTCTGAAGGAGCAATACGGTAAGCAGTGGTTGTAACCTGC
TGGGTAGCAGAGGCGGTGAAGAGGTGCTCAACAGAGCCTTCAAGAAGTTGCTCTGGGCTTCTTGCCACGC
GGGTGACACACCTATGATAAATTTGACTTCCATCAGTTTGCCAAAGGTAGGAAGCTAGAGAAAATTGGAG
AACCTGTTGAGACCTCAGTTACAGCTACACTGGGAAGACTTCGGCGTGTGCGAAGGGCGAGAATGTAA
GTCCACGGTTTTCAGAAAGGCACTCTGCGGATGAACTGTCTCGACTGTCTGGATAGAACCAACTGTGCA
GTGCTTCATTGCTCTTGAGGTCCTTCATCTGCAGCTTGAGAGCTTGGGGCTAAATTCAAAGCCCATCATT
GACCGTTTGTGGAGTCTTCAAAGCCATGTGGTCTCTGAATGGGCACAGCCTGAGCAAGGTGTTACAG
GGAGCAGGGCCCTGGAAGGAAAGGCCAAGTGGGAAAGCTGAAGGATGGGGCCCGATCCATGTCTCGCAC
CATCCAGTCCAATCTCTCGACGGGTGAAGCAGGAGGCCATCAAGCTACTGCTAGTCGGAGATGTCTAC



[View online »](#)

AATGAAGAGTCTACAGACAAAGGACGGATGCTGCTGGACAACACGGCCCTTCTGGCGACCCCAAGGATCT
TGAAGGCCATGACAGAACGCCAGTCGGAATTCACGAATTTCAAGCGCATCCAGATTGCTGTGGGGACCTG
GAATGTGAACGGAGGAAAGCAATTCCTAGCAATCTCCTGGGACGGCTGAGCTCACGGACTGGCTCCTA
GATGCTCCTCAGCTGTCAGGAGCAGTGGACTCCCAGGATGATGGCAGTCTGCTGACGATTTGCCATCG
GGTTTGAGGAGATGGTGGAACTGAGTGGGAAATATTGTCAATGCCAGCACCACCAACAGGAAGATGTG
GGGCGAGCAGCTCAGAAAGCCATCTCCCGCTCCCATCGGTACATCCTCTTGACCTCCGCACAGCTGGTG
GGCGCTGTCTTTACATCTTTGTACGTCCGTACCACGTCGCTCCGTTTCATCAGAGACGTGGCCATCGACACC
TGAAGACCGGCATGGGGGAAAGCGGGGAATAAGGGTGTGTGGGCATCCGCTTCCAGCTCCACAGCAC
CAGTTTCTGCTTCTGTAGTACCTGACGGCTGGGCGTCTCAGGTGAAGGAGAGGAATGAAGACTAC
CGGGAGATCACGCACAACTCTCCTTCCCTTCGGGGAGAAACATATTTTTCACATGATTACGTGTTTTGGT
GTGGCGATTTCAACTACCGTATTGATCTTACTTACGAAGAAGTCTTCTATTTTGTAAACGCCAAGACTG
GAAGAACTTATGGAATTCGATCAGTTACAGTTACAGAAATCAAGTGGAAAAATTTTAAAGACTTTCAT
GAAGGAGCCGTTAACTTCGGACCCACCTACAAGTATGACGTTGGATCAGCTGCCTACGACACAAGTACA
AGTGCCGTACCCAGCCTGGACAGACAGGGTGTGTGGTGGAGGAAGAAGCATCCATATGATAAAACAGC
TGGTGAACTCAACCTTCTAGACAGCGATCTAGACGGCGATCCCCAAATCAGACACACCTGGTCTCCAGGC
ACTCTGAAATACTACGGCCGTGCAGAGCTGCAGGCGTCTGATCAGACACCTGTGCTGGCCATTGTGGAGG
TGGAGGTTCAAGAGGTGGATGTAGGAGCCCGGAGAGGGTCTTCCAGGAAGTGTCTCTGTCCAAGGCC
GCTGGATGCCACCGTTGTTGTAACCTCCAGTCTCCAACCTAGAAGAGAAAAATGAATTTCCAGAGGAC
CTGCGCACAGAACTTATGCAGACTTTGGGGAATTATGGGACGATTATTCTAGTCAGGATCAACCAAGGGC
AGATGCTGGTGACGTTTGCAGACAGCCACTCGGCTCTCAGTGTGCTGGATGTGGATGGATGAAGGTGAA
AGGCAGGGCCGTGAAGATTGCACAAAGACCAAGATTGGCTAGAAGGCCTGAGAGAGGAGCTTCTCCGG
AAGCGAGACAGCATGGCCCTGTGTCTCCACCCGCAACTCCTGCTTGTGGAGGAGAACTTTGACTTCT
CGAGCTGGACTATGAGTCCGAAGGGGATGTTCTTGAAGAGGATGAAGACTATTTAGTGGATGGGTTTGG
CCAGCCTGTAGTCTCAGACAGTGAAGTCCGGTGGAGACAACCTTCCGACACCATGAGCTCCTTGACACCC
GCCAGCAAGTCTCCCGCCTGGCTAAAAAGAAGCAACATCCAACATACAAAGACGACGCTCACCTGGTGA
CCTTAAAGCAGGAGCTGGAAGTTGCTGGGAATTTTCGCCACCGTTCTCCGAGCAGGTCCCTGTCCGTCCC
CAATAGGCCTCGGCCACCTCACCCACCAGAGACCCCCCTCCAAGTGGCTTAAAGTGAAGAAGTCA
GCCTCAGACGCGTCCATCTTCTGGCACTCATGGACAATTTCCATCTTGCAGACAGCGAACTTCTCC
CAGGAGCACCCAGCAACCAACCAAGGCTAGAAGTGAATAAGTAAACCTTACAACGTCAAACAGATCAA
AACCACCAACGCTCAGGAGGCAGAAGCAGCTATCCGGTGTCTCCTGGAAGCTAGCGGAGGGGTCCCGGAA
TCAGCCCCAGGTGCCATACCCCTGAGAAACCAAGGGTCTTCTAAGCCAGAGGCCACCTGGGGCCCCAG
CCCTGCCCGCCGCGCTGCTCCAAGGGTCCCCTATGAAGAAACCAACTTTGAGGAGGACAGGAAAGCC
CATGTTACCAGAAGAAAACCTTTGAGCCACAGCCTGTCCATTTTACAATGGCTTCCAGGAAATGAACCTT
GAGACCCCTCCTCCAATAACAGCTACTCCCATCCCGCCTGTTCCCAAACCAAGAACAATTCAGCCTGGGA
AAGGTGTTGAGGGGAGGCCAAGCAGCGTAAGCCAGAACCAGATGAAGCTCCTTCCGTGACAGGCACTGT
GGAGTCAACACCTCCAGAGGCCAGGAGGCCCGTCTCTGGCTCCAAGTGCCTCCGAGGAGGAAGAAG
TCTGCACCAGCGGCTTCCACCTGCAGGTCTGCAGAACACAGCCAAGTCTCCAGGGCCTCACGTGCT
CCAGCAGTTCTCCACCTCACTGAAGCCGACACCCACCCGCTCTGTCTACAAGTGGCACTTGGCACTT
ATCTGCCAGAAGCCCTGAAACCCATGGCCCCAGAGTGCAGAGCCCGAGGCGGCTCTTTTCATGGCAAC
TATCCAGATCCCTTCTGGAGCCTTCTCCACCACCTAAGCTGTTGAACAATACCTGGCTGTCCAAGAGCT
CCGAGCCTTTAGACGTGGGTCCAGGAACCTGAGAGGACACACAGAGCCGGCACAGGTCAATGCATC
GTTGGCTGAGAGGGGCTTCCACCAGACCATGGGGAAAAGACTTAAGTCACTGGGTGACAGCTAGTAAC
AAAGACAAGAGGACAACATTAGGTGT

AGCGGACCGACGCTACGCGGCCGCTCGAG – GFP Tag – GTTTAA

Protein Sequence:

>MG218567 representing NM_001113353
 Red=Cloning site Green=Tags(s)

MALSKGLRLLARLDPTGPSSVLLLEARGRDCLLFEAGAVATLAPEEKEVIKGLYSKLTDAYGCLGELRLQ
 SGGVPLSFLVLTGCM SVGRIPDAEIIYKITATELYPLQEEAKEEDRLPTLKKILSSGVFYFAWPNDGACF
 DLTIRAQKQGGDSEWGT SFFWNQLLHVPLRQHVNCHNWLKVICGVVTIRT VYASHKQAKLISRIS
 CERAGARFLTRGVNDDGHVSNFVETEQT IYMDDGVSSVFQIRGSVPLFWEQPLQVGS HHLRLHRGLEAN
 APAFERHMYLLKEQYQKQVVVNL LGSRGEEVLNRAFKKLLWASCHAGDTPMINDFHQFAKGRKLEKLE
 NLLRPQLQLHWEDFVGF AKGENVSPRFQKGTLRMNCLDCLDRNTVQCFIALEVLHLQLES LGLNSKPII
 DRFVESFKAMWSLNGHSLSKVFTGSRAL EGKAKVGLKDGARMSRTIQSNFFDGVKQEA IAKLLLVGDVY
 NEESTDKGRMLLDNTALLATPRILKAMTERQSEFTNFKRIQI AVGTWNVNGGKQFRSNLLGTAELTDWLL
 DAPQLSGAVDSQDDGSPADVFAIGFEEMVELSAGNI VNASTTNRKMWGEQLQKAI SRSHRYILLTSAQLV
 GVCLYIFVRPYHVPFIRDVAIDTVKTMGGKAGNKGAVGIRFQLHST SFCFVCSHLTAGQSQVKERNEDY
 REITHKLSFSPGRNIFSHDYVFWCGDFNYRIDLTYEEVFYFVKRQDWK KLMF DQLQLQKSSGKIFKDFH
 EGAVNFGPTYKYDVGSAAYDTS DKCRTPAWTDRVLWWRKKHPYDKTAGELNLLDSDLDGDPQIRHTWSPG
 TLKYYGRAELQASDRPVLAIIVEVEVQEV DVGARERVFQEVSSVQGPLDATVVVNLQSP TLEEKNEFPED
 LRTELMQTLGNYGTIILVRINQGM LVTFADSHSALSVLDVDG MKVKGRAVKIRPKTKDWLEGLREELLR
 KRDSMAPVSPTANSCLLEENDFDSSLDYESEGDVLEED ELYLDVDFGQPVVSDSELGGDNSSDTMSSLTP
 ASKSPALAKKKQHPTYKDDAHLVTLKQELEVAGNFRHRSRSL SVPNRP RPPHPQ RPPPTGLMVKKS
 ASDASISSGTHGQYSILQTA KLLPGAPQPPKARTGISKPYNVKQIKTTNAQEA EAAIRCLLEASGGVPE
 SAPGAIPLRNQSSKPEATLGP PALPRRPAPRVPTMKKPTLRRTGK PMLPEENFEPQPVHF TMASQEMNL
 ETPPPITATPIPPVPKPRTLQPGKGV EGRPSSGKPEPDEAPSVTGTVESPPPEAQEAPSLAPKVP PRRKK
 SAPAAFHLLQVLQNSQVLQGLTCS SSSPPLKPDTHPLCLQVALGTSSARS PETHGPRVTEPEAASFHGN
 YPDFFWSLLLHHPKLLNNTWL SKSSEPLDVGSRNPERHTHEPAQVNASLAERGLPPDHGGKDL SHWVTASN
 KDKRTTLGV

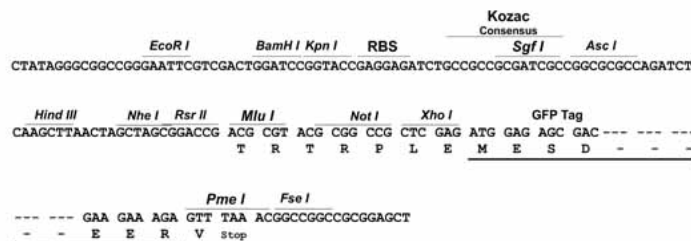
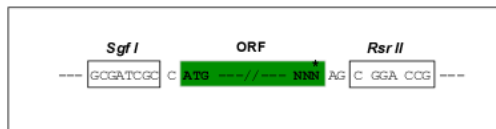
SGPTRRRLE - GFP Tag - V

Restriction Sites:

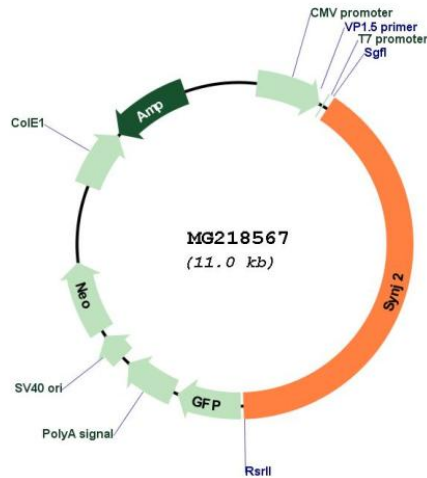
SgfI-RsrII

Cloning Scheme:

Cloning sites used for ORF Shuttling:



Plasmid Map:



ACCN: NM_001113353

ORF Size: 4437 bp

OTI Disclaimer: The molecular sequence of this clone aligns with the gene accession number as a point of reference only. However, individual transcript sequences of the same gene can differ through naturally occurring variations (e.g. polymorphisms), each with its own valid existence. This clone is substantially in agreement with the reference, but a complete review of all prevailing variants is recommended prior to use. [More info](#)

OTI Annotation: This clone was engineered to express the complete ORF with an expression tag. Expression varies depending on the nature of the gene.

Components: The ORF clone is ion-exchange column purified and shipped in a 2D barcoded Matrix tube containing 10ug of transfection-ready, dried plasmid DNA (reconstitute with 100 ul of water).

Reconstitution Method:

1. Centrifuge at 5,000xg for 5min.
2. Carefully open the tube and add 100ul of sterile water to dissolve the DNA.
3. Close the tube and incubate for 10 minutes at room temperature.
4. Briefly vortex the tube and then do a quick spin (less than 5000xg) to concentrate the liquid at the bottom.
5. Store the suspended plasmid at -20°C. The DNA is stable for at least one year from date of shipping when stored at -20°C.

RefSeq: [NM_001113353.2](#), [NP_001106824.1](#)

RefSeq Size: 5051 bp

RefSeq ORF: 4440 bp

Locus ID: 20975

UniProt ID: [Q9D2G5](#)

Cytogenetics: 17 3.59 cM

Gene Summary: Inositol 5-phosphatase which may be involved in distinct membrane trafficking and signal transduction pathways. May mediate the inhibitory effect of Rac1 on endocytosis (By similarity).[UniProtKB/Swiss-Prot Function]