

Product datasheet for **MG217640**

Nrep (NM_053078) Mouse Tagged ORF Clone

Product data:

Product Type: Expression Plasmids
Product Name: Nrep (NM_053078) Mouse Tagged ORF Clone
Tag: TurboGFP
Symbol: Nrep
Synonyms: AI325076; D0H4S114; Harp; P311; PTZ17; SEZ17
Mammalian Cell Selection: Neomycin
Vector: pCMV6-AC-GFP (PS100010)
E. coli Selection: Ampicillin (100 ug/mL)
ORF Nucleotide Sequence: >MG217640 representing NM_053078
Red=Cloning site Blue=ORF Green=Tags(s)

TTTTGTAATACGACTCACTATAGGGCGCCGGGAATTCGTCGACTGGATCCGGTACCGAGGAGATCTGCC
GCC**CGATCGCC**

ATGGTTTACTACCCAGAACTCTTGGTCTGGGTCAGCCAAGAACC GTTTGCATACAAGGAAATGGAGGGAG
GTCTTATTAAGGGAAGACTTCCCGTGCCTAAGGAAGTGAACCGAAAGAAGATGGAGGAGACTGGCGCTGC
CTCGCTGACTCCGCCAGGCAGCCGTAATTCACCTCTCCAGCTACCAGTTACCTCCACCCTTT

ACGCGTACGCGGCCGCTCGAG - GFP Tag - GTTTAA

Protein Sequence: >MG217640 representing NM_053078
Red=Cloning site Green=Tags(s)

MVYYPELLVWVSQEPFAYKEMEGGLIKRGLPVPKEVNRKKMEETGAASLTPPGSREFTSPATSYLHPF

TRTRPLE - GFP Tag - V

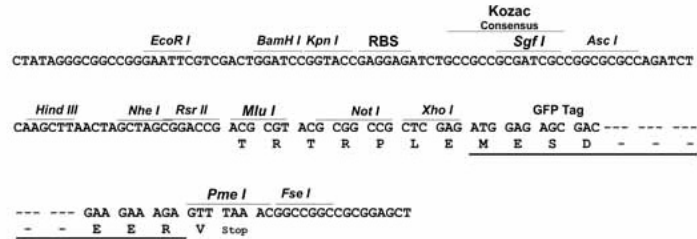
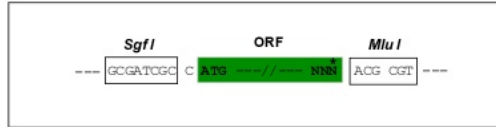
Restriction Sites: Sgfl-MluI



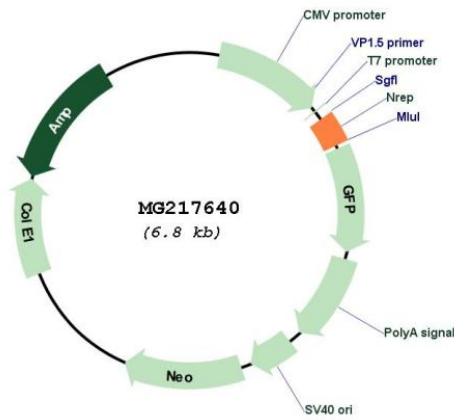
[View online »](#)

Cloning Scheme:

Cloning sites used for ORF Shutting:



Plasmid Map:



ACCN: NM_053078

ORF Size: 204 bp

OTI Disclaimer:	The molecular sequence of this clone aligns with the gene accession number as a point of reference only. However, individual transcript sequences of the same gene can differ through naturally occurring variations (e.g. polymorphisms), each with its own valid existence. This clone is substantially in agreement with the reference, but a complete review of all prevailing variants is recommended prior to use. More info
OTI Annotation:	This clone was engineered to express the complete ORF with an expression tag. Expression varies depending on the nature of the gene.
Components:	The ORF clone is ion-exchange column purified and shipped in a 2D barcoded Matrix tube containing 10ug of transfection-ready, dried plasmid DNA (reconstitute with 100 ul of water).
Reconstitution Method:	<ol style="list-style-type: none">1. Centrifuge at 5,000xg for 5min.2. Carefully open the tube and add 100ul of sterile water to dissolve the DNA.3. Close the tube and incubate for 10 minutes at room temperature.4. Briefly vortex the tube and then do a quick spin (less than 5000xg) to concentrate the liquid at the bottom.5. Store the suspended plasmid at -20°C. The DNA is stable for at least one year from date of shipping when stored at -20°C.
RefSeq:	NM_053078.4 , NP_444308.1
RefSeq Size:	2223 bp
RefSeq ORF:	207 bp
Locus ID:	27528
UniProt ID:	Q07475
Cytogenetics:	18 B1
Gene Summary:	May have roles in cellular differentiation. Ectopic expression induces differentiation of fibroblast into myofibroblast and myofibroblast ameboid migration. Increases retinoic-acid regulation of lipid-droplet biogenesis. May also have neural functions. Promotes axonal regeneration and augments motility of gliomas. Down-regulates the expression of TGFB1 and TGFB2 but not of TGFB3. May play a role in the regulation of alveolar generation. [UniProtKB/Swiss-Prot Function]