

Product datasheet for **MG215850**

Asxl1 (NM_001039939) Mouse Tagged ORF Clone

Product data:

Product Type:	Expression Plasmids
Product Name:	Asxl1 (NM_001039939) Mouse Tagged ORF Clone
Tag:	TurboGFP
Symbol:	Asxl1
Synonyms:	mKIAA0978
Mammalian Cell Selection:	Neomycin
Vector:	pCMV6-AC-GFP (PS100010)
E. coli Selection:	Ampicillin (100 ug/mL)
ORF Nucleotide Sequence:	>MG215850 representing NM_001039939 Red=Cloning site Blue=ORF Green=Tags(s)

TTTTGTAATACGACTCACTATAGGGCGGCCGGAATTCGTCGACTGGATCCGGTACCGAGGAGATCTGCC
GCC**CGATCGCC**

ATGAAGGACAAACAGAAGAGGAAGAAGGAGCGCACGTGGGCCGAGGCCGCGCCTGGTGTAGAAA
ACTCAGATGCTCCAATGACACCAAAACAGATTCTGCAGGTCATAGAGGCAGAAGGACTGAAGAAATGAG
AAGTGGGACATCCCCTCTTGCCTGCTCAATGCCATGCTACATTCAACTCAAGAGGAGGAGAAGGGCTG
TTTTATAAATTACCTGGCCGATTAGTCTTTTCACACTCAAGAAAGATGCAGTGCAGTGGTCTAGAAATG
CAGCTACAGTGGATGGAGACGAGCCAGAGGACTCCGCTGATGTGAAAGCTGTGGTCTAATGAAGCCAG
CACTGTGAGTGGTAAAAATGATGTATCTCTGGATGAAACATCTTCAAATGCATCCTGCTCTACAGAGTCT
CAGAGCCGACCCCTCTCCAATCCCAGGGACAGCCACAGGGCTTCCCTCACAGGCAAACAAACAGAAGAAA
GGACTGGGGTTATGCTACCTCGTGTGCTGACTCCTCTGAAGGTAAACGGGGCCACGTGGAACCTGC
GTCAGGATTCTCAGGCCGCCACGCAGATGGCGAGAGTGGCAGTCCATCGAGCAGCAGCAGCGTTCTCTG
GCCTTGGGCAACAGTGCCATTCGAGGCCAGGCCGAGGTCACTCGGGACCTGCCCCCTCTTAAGAGGCT
TCCGGAAGCCAGCCACAGGGCAAATGAAGCGCAACAGAGGGGAAGAGGTAGATTTTGAGACGCCTGGGT
CATTCTTGTTAACACCAACCTCCGTGCTGATAAACTCTCGGACCTCCATGCCCTGCCACTACACTTC
CAGCAGCAACTCCTCCTCCTGCTGAAGTGGACAGACAGTGGGGACAGATGGCCTGCTGCGCCTCA
CGGGCAGTGCCTCAATAATGAGTTTTTCACCCATGCAGCTCAGAGCTGGCGAGAACGCCTTGCTGATGG
TGAATTAAGTCAAGTCAAGTCAAGTCAAGTCAAGTCAAGTCAAGTCAAGTCAAGTCAAGTCAAGTCAAGT
AAGGAAAAGTTCTTTGAAGTACTACGGACAGAAATGGGTTTGACCAAGAAGAATCACTGCAGCAGA
AAGAGTCCAGGAGGAGGCCAAAGTCAAGAGTGGTTTATGTGCTCTGGAGAGTCTGTGCGGCCGACGC
TGGGCCAACACCCGTCAACGGGACGGACATTTAAGAAACGTTCTCGGCCAGATCTCCGAACAGATCC
AGAAGGAATATACAAAAACAGGAGCCAGAACAAGCAGGGTGTCTAAAGATGCAAGTGTGACCCAG
ACGTCTCACTCTAAAGATACTAAAACCGACTTAGCAGGGGTGAACAGTACCCCTGGGCCAGATGTGTC
CTCAGCAACATCTGGACAGGAGGTCCCAAGTGTCCAGTGAACCTGTGGCTTCCAGATCCAAGCAGAA



[View online »](#)

AGGGACAACCTTGGCATGTGCCTCTGCATCTCCAGACAGAATCCCTACCTTACCTCAGGACACTGTGGATC
AAGAGACAAAGGATCAGAAGAGAAAATCCTTTGAGCAGGAAGCCTCTGCATCCTTTCCCGAAAAGAAACC
CCGGCTTGAAGATCGTCAGTCCCTTTCGTAACACAATTGAAAGTGTTCACACCGAAAAGCCACAGCCCACT
AAAGAGGAGCCCAAAGTCCC GCCATCCGGATTCAACTTTCACGTATCAAACCACCTGGGTGGCTAAAG
GTCGGCCCACTTACCAGATATGCCCCGGATCGTCCCATCACGGAGTCTCTGCCGGGTTGGACTGG
TGCCAGGACCCTCGCAGACATTAAGCCCGTCTTTCAGGCCCGAGGGGCGAGAGGTTACCACTGCAAT
CGAGAGACGGCCACCCTGCCATCGAGAGGGGGGGTGGCCGGGTGGAGGTGGCAGTGGGGCCATCGATG
AGGGAGGTGGCAGAGACAGCAGCAGTGGTGTAGTGTAGGAGCCTGTGGCCACCCTGAGCCAGGGGAGC
CCCAAGCACCTCTGGAGAGAGTGCCTCAGATCTACAGCGAACACAACACTACTGCCGCTTGTCTCTGAAT
GGAGAGCACACTCCAGCTGAAGCTGCCATGCCAGAGCCAGAAGAGAAGACTCAGCTTCTCTCAGAAAGG
AAGAGAGTGCCTGTTGAAGAGGGTCCCAGGTGTCTTACAAGTGGGCTGGAAGATGCCTCTCAACCCCC
TATTGCTCCCACTGGAGACCAGCCGTGTAGGCTTTCGCCCTCTGTCTCCAAACTCCAGTGGCCGAG
ATGTTAACAGAGCAGCCTAAGTTGCTTCTAGATGATAGAAGTGTGTAATCTAGTAGAGAAGATCAAG
GACCCACCATTCCCTCAGAGAGTGTCTGAGCGGTTCCATTGGGAGATCTATTAGGAGGAGGAAGTGA
CCAGGCCCTTGTATAATATGAAGGAGCCTGTAAGTATGACACCTACTTTTATATCTGAATTGTCTTAGCT
AACTACCTACAGGATAGGCCTGATGATGATGGATTAGGGCTTGGTCCACAGGCCTACTCATAAGGGAAA
GTAGTAGACAAGAAGCTTGTACTGAGGCTTTTGCATCTGGCAGTCTACCTCCTGGGTACCCATTCTGTC
AAATTATGAGGTAATAAAAAATCTGATCCAGAATCCAGAGAAAACATACCATGTCCGGAGCCCCAGGAT
GAAAAGAGTGGGAGAGAGCTGTTCTCTCATTGCAGCAACAGAAAGTGTGCCCAACCTGAGAGCTGCA
TTTACATTGGACACCTCCTCCAGCAGCTGTGGCAGCACTGGCAGTGCAGTGCAGTGCAGTGCAGTGCAG
AAGACTGGAAATGAATGGCATCTCTGAAGCACAAGTCTCACAGTGAATCCACAGATACAGCCTTGAC
TCCGAAGGCCATCTCTGAGGACAGCAGTGTGAGTGTGCAAGTGAAGTGCAGTGGTAAAAGGGTCA
TAGTGGGGATGAAAAGCAAGACTGGGACCCACTGCCTCACTGCAAGGTGAACAATGACCTAAGTGT
GCTTACAAGGACAGGAGGGTGGCTGCTTCTCAGAGCTGGGTGTCTAGAGTATGTTCACTCCACACAAG
ATCCCAGACTCTCTGTTGCTGTCCAGTACTGAGTGCCAGCCGAGGTCTGTGTGCCCACTGAGGCCTGGCT
CTTCAGTGGAGGTTACCAACCCACTTGTGATGCACCTGTGCATGGTAATTTGCCCTTGGAGAAGGTTCT
TCCTCCAGGTACAGAAGCAGCCGACTAGAGTCATCACAGCTGCCACTTAGAGAACAGAGCCAGGATAGA
GGCACTCTACAAGGTACAGGGGAAAACAATCGCCTAGCTGCCAGAATCAACCCTGGTTCTGCACAAAAT
TGAAAGAGTCTATTCTGGCCAGAGCTATGGAGCAAGTGTGTTGTGTCAGGGCAATGGCTCCAAGGC
TCCTGCAATGTCCAGAAGATTGCGAAGATGGTACAAGTTTAGACTCACAGCATCCAGAGACAGAAGT
ACACCTTCTCTGCAATCTGGAAGAAATAGATTCCAAGAGCATCTCTCTTCTTCTTCTTGTGAAGAGC
AGAAAAGAGGCCATTCCCTGTCTCAAGGCAGTATCCAGGTGCGGCCCCAGGCCAATGTCTAGGAGATCA
CACTACCTCCAAAGTGCCATGTTTCTCCTCCACAATGTGAGCCTCTCCTTTGGATCTGAGCAGACAGAT
GGGACCCTGAGTATCAGAACAATGCTGGTGGTGCATGAAAAGAAACTATTTGGTCCCGGGAATACAGTTA
CCACCTTTCAGTGGCCAGGCTGAAGAGCAGACACCCTACCTGCTGAGGTCCCTCCAGTGTTCACAG
TAGGAAGATAGAACCAAGCAAAAACCTGTGTCTGGTGGTGTGCAAACTACAAGGGAAAACAGGATGCC
AAACCCTCCTGTCTGCTGACAGCATCAAGACAGAGCAGACATTTTGGAGGATCCTATTAAGGCAG
ATGCAGAGAACAGAAAAGCTGCAGGTACAGTTCTCTGGAAGTGTGAGGTCAGTGCAGGATGCCTTT
TGTTGGGATCTGCCTTTCTGGAAGTTACCCAGAGAGCCAGGAAAAGGGTTCAGTCAACCCCTGGAGCCT
TCTTCCATCCCTTCCCAACTCAACATCAAGCAGGCCTTGTATGGGAAGTTGTCTAAACTCAGCTCAGTC
CCACCAGCTTTAATTACTCTAGCTCTGCTACCTTTCCAAAGGCCTTGTGTTGGTGTGGTGCAGCT
GAGCCACAAAGCCAGCTTTGGTACAGGCCACACTGCATCACTGTCTTACAAATGTTCTGCTGACAGCAGT
GCAGTAGAAAGCATCTCTCTCAATGTGCATGCAGCCTGAAAGCCATGATCATGTCCAAGGCTGCGGAG
CATTCTGCCATGATGACTGCATTGGACCTTCAAAGCTCTGTGATTGTGCCTTGTGGTGAGA

ACGCGTACGCGGCCGCTCGAG – GFP Tag – GTTTAA

Protein Sequence: >MG215850 representing NM_001039939
 Red=Cloning site Green=Tags(s)

```

MKDKQKRKKERTWAEARLVLENYSAPMPKQILQVIEAEGLEKEMRSGTSPLACLNAMLHSNSRGGGL
FYKLPGRISLFTLKKDAVQWSRNAATVDGDEPEDSADVESCAGSNEASTVSGENDVSLDETSSNASCSTES
QSRPLSNPRDSHRASSQANKQKRTGVMLPRVLTPLKVNAGHVEPASGFSGRHADGESGSPSSSSSGSL
ALGNSAIRGQAEVTRDPAPLLRGRKPATGQMKRNRGEEVDFETPGSILVNTNLRALINSRTFFHALPLHF
QQQLLLLLPEVDRQVGTGDLRLRLSGSALNNEFFTHAAQSWRERLADGEFHEMQVRLRQEMEKEKVEQW
KEKFFEDYYGQKLGLTKEESLQQKEVQEEAKVKSGLCVSGESVVRPQRPQPNTRQRDGHFKKRSRDLRTRS
RRNIYKKQEPEQAGVAKDASAAPDVLSKDKTKDLAGVNSTPGPDVSSATSGQEGPKCPSEPVASQIQAE
RDNLACASAPDRIPTLPQDTVQETKDQKRKSFQEASASFPEKKPRLEDQRFSFRNTIESVHTEKQPPT
KEEPKVPPIRIQLSRIKPPWVAKGRPTYQICPRIVPITESSCRGWTGARTLADIKARALQARGARGYHCN
RETATTAIGGGGGPGGGGGAIDEGGRDSSSGDGSEACGHPEPRGAPSTSGESASDLQRTQLLPPCPLN
GEHTPAEAMPRARREDSASLRKEESCLLKRVPGVLTSGLEDASQPPIAPTGDQPCQALPPLSSQTPVAE
MLTEQPKLLLDLDRTECESSREDQPTIPSESSSRFPLGDLGGSDQAFDNMKEPVSMPTPTFI SELSLA
NYLQDRPDDGLGLGATGLLIRESRQEALTEAFASGSPTSWVPILSNYEVIKTSDPESRENIPCEPQD
EKEWERAVPLIAATESVPQPESCISHWTPPPAAVGSTGSDSEQVDLERLEMNIGISEAPSPHSESTDTASD
SEGHLSEDSSEVDASEVTYVKGSLGGDEKQDWDPSASLSKVNNL SVL TRTGGVAASQSWVSRVCSVPHK
IPDSL LLSSTECQPRSVCP LRPGSSVEVTNPLVMHLLHGNLPLEKVLPPGHRSSRLESSQLPLREQSQRD
GTLQGTGENNRLAARINPGSAQTLKESILAQSYGASAGLVRAMASKAPAMSQKI AKMVTSLDSQHPETEL
TPSSGNLEEIDSKEHLSSFLCEEQKEGHSLSQSDPGAAPGQCLGDHTTSKVPCF SSTNVSLSFGSEQTD
GTLSDQNNAGGHEKLLFGPGNTVTTLCQPRSEEQTP LPAEVPVFP SRKIEPSKNSVSGGVQTTRENMP
KPPPVSADSIKTEQTFLRDP IKAENRKAAGYSLEL VGHLQGMFVVDLPFWKLPREPCKGFSQPLEP
SSIPSSQNLNIKQALYGKLSKLLQTSPTSFNYSSSATFPKGLAGGVVQLSHKASFGTGHTASLSLQMFADSS
AVESISLQCACSLKAMIMCQGGAFCHDDCIGPSKLCVLCVVV
  
```

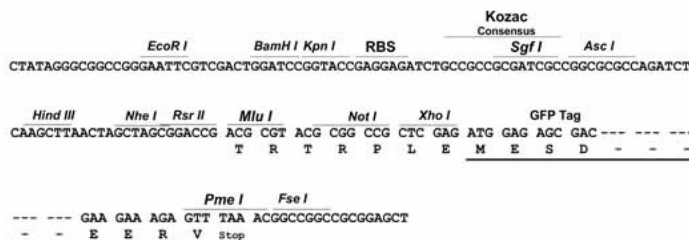
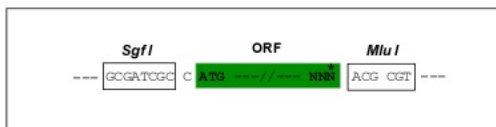
TRTRPLE - GFP Tag - V

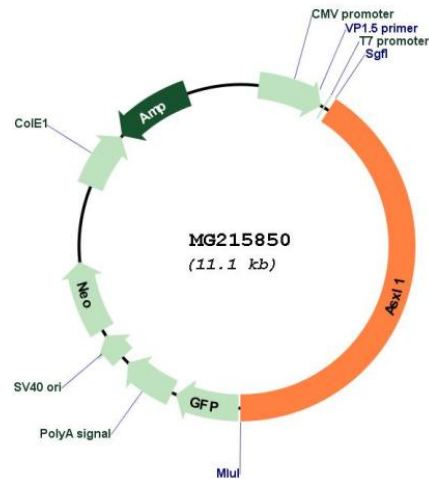
Restriction Sites:

SgfI-MluI

Cloning Scheme:

Cloning sites used for ORF Shutting:



Plasmid Map:


ACCN: NM_001039939

ORF Size: 4542 bp

OTI Disclaimer: The molecular sequence of this clone aligns with the gene accession number as a point of reference only. However, individual transcript sequences of the same gene can differ through naturally occurring variations (e.g. polymorphisms), each with its own valid existence. This clone is substantially in agreement with the reference, but a complete review of all prevailing variants is recommended prior to use. [More info](#)

OTI Annotation: This clone was engineered to express the complete ORF with an expression tag. Expression varies depending on the nature of the gene.

Components: The ORF clone is ion-exchange column purified and shipped in a 2D barcoded Matrix tube containing 10ug of transfection-ready, dried plasmid DNA (reconstitute with 100 ul of water).

Reconstitution Method:

1. Centrifuge at 5,000xg for 5min.
2. Carefully open the tube and add 100ul of sterile water to dissolve the DNA.
3. Close the tube and incubate for 10 minutes at room temperature.
4. Briefly vortex the tube and then do a quick spin (less than 5000xg) to concentrate the liquid at the bottom.
5. Store the suspended plasmid at -20°C. The DNA is stable for at least one year from date of shipping when stored at -20°C.

RefSeq: [NM_001039939.2](#)

RefSeq Size: 6674 bp

RefSeq ORF: 4545 bp

Locus ID: 228790

UniProt ID: [P59598](#)

Cytogenetics: 2 H1

Gene Summary: Probable Polycomb group (PcG) protein involved in transcriptional regulation mediated by ligand-bound retinoic acid receptors (RARs) and peroxisome proliferator-activated receptor gamma (PPARG). Acts as a coactivator of RARA and RXRA through association with NCOA1. Acts as a corepressor for PPARG and suppresses its adipocyte differentiation-inducing activity. Non-catalytic component of the PR-DUB complex, a complex that specifically mediates deubiquitination of histone H2A monoubiquitinated at 'Lys-119' (H2AK119ub1). [UniProtKB/Swiss-Prot Function]