

## Product datasheet for **MG215466**

### Metrn (NM\_133719) Mouse Tagged ORF Clone

#### Product data:

**Product Type:** Expression Plasmids  
**Product Name:** Metrn (NM\_133719) Mouse Tagged ORF Clone  
**Tag:** TurboGFP  
**Symbol:** Metrn  
**Synonyms:** 1810034B16Rik; EyeLinc16; Hyrac  
**Mammalian Cell Selection:** Neomycin  
**Vector:** pCMV6-AC-GFP (PS100010)  
**E. coli Selection:** Ampicillin (100 ug/mL)  
**ORF Nucleotide Sequence:** >MG215466 representing NM\_133719  
 Red=Cloning site Blue=ORF Green=Tags(s)

TTTTGTAATACGACTCACTATAGGGCGGCCGGAATTCGTCGACTGGATCCGGTACCGAGGAGATCTGCC  
 GCC**CGATCGCC**

ATGCTGGTAGCCACGCTTCTTTGCGGCTCTGTTGCGGCCTCCTGGCCGCGTCCGCTCACGCTGGCTACT  
 CGGAAGACCGCTGCAGCTGGAGGGGCGAGCGTTTGACCCAGGAGCCTGGCAGCGTGGGGCAGCTGACCC  
 GGACTGTACTGAGGGCGCTATCGAGTGGCTGTACCCAGCTGGGGCGTGCCTGACCCCTGGGGCGCC  
 GATCCGGGCACACGGCCAGCATCGTCTGTCTGCGCCAGAGCGGCCCTTCGCTGGTGCCAGGTCTTCG  
 CTGAACGTATGACCGCAATCTAGAGTTGCTACTGGCCGAGGGCCCGACCTGGCTGGGGCCGCTGCAT  
 GCGCTGGGGTCCCGCGAGCGCCGAGCCCTTTTCTGCAGGCCACACCACCCGCGACATCAGCCGAGA  
 GTTGCTGCCTTCCGTTTTGAAGTGCACGAGGACCAACGTGCAGAAATGTCTCCCCAGGCTCAAGGCTTG  
 GTGTGGATGGTGCCTGCAGGCCCTGCAGTGATGCCGAGCTCCTCCTGGCTGCATGCACCAAGTATTTGT  
 GATCCACGGGACCATCCATGGGGTGCAGTGCAGAGCTGCAAGAATCAGTCATCACTGTGGTGGTT  
 GCTCGTGCATCCGCCAGACACTGCCACTGTTCAAGGAAGGGAGCTCGGAGGGCCAAGGCCGGCCCTCA  
 TTCGTACCTTGTGCGCTGTGGTGTGCGTCTGGCCAGGCTCCTTCTTTCATGGGCTGGAGCCGATT  
 TGGCGAAGCTTGGCTGGGCTGTGCTCCCGCTTCCAAGAGTTCAGCCGTGTCTATTACAGTGTCTCAGC  
 ACCCATCTCAACCATGTGAGATGGCACTGGAC

**ACGCGT**ACGCGGCCGCTCGAG - GFP Tag - GTTTAA



[View online »](#)

**Protein Sequence:** >MG215466 representing NM\_133719  
 Red=Cloning site Green=Tags(s)

MLVATLLCALCCGLLAASAHAGYSEDRCSSWRGSGLTQEPGSGVQLTLDCTEGAIEWLYPAGALRLTLGGP  
 DPGTRPSIVCLRPERPFAQAQVFAERMTGNLELLLAEGPDLAGGRCMRWGPRRRALFLQATPHRDISRR  
 VAAFRFELHEDQRAEMSPQAQGLGVDGACRPCSDAELLAACTSDFVIHGTHGVAHDELQESVITVVV  
 ARVIRQTLPLFKESSEGGQGRASIRTLRLCGVVRPGPSFLFMGWSRFGEAWLGCAPRFQEF SRVYSAALT  
 THLNPCEMALD

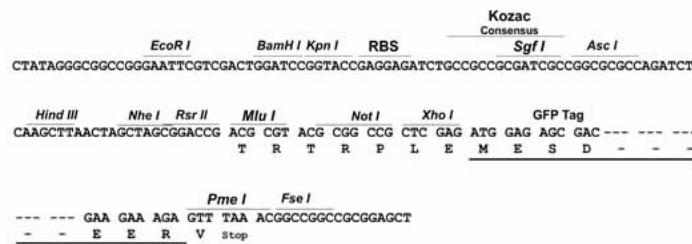
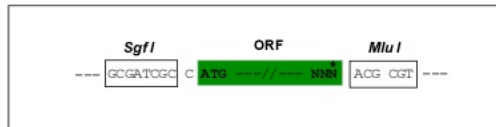
TRTRPLE - GFP Tag - V

**Restriction Sites:**

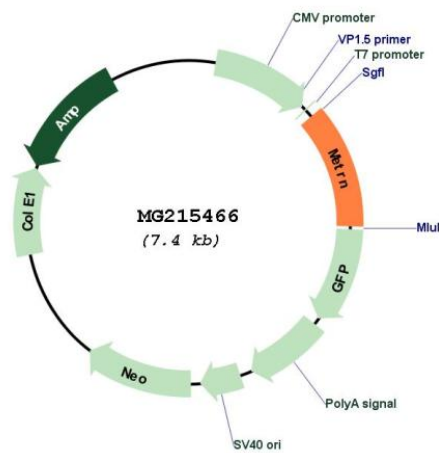
Sgfl-MluI

**Cloning Scheme:**

Cloning sites used for ORF Shuttling:



**Plasmid Map:**



**ACCN:** NM\_133719

**ORF Size:** 873 bp

<b>OTI Disclaimer:</b>	The molecular sequence of this clone aligns with the gene accession number as a point of reference only. However, individual transcript sequences of the same gene can differ through naturally occurring variations (e.g. polymorphisms), each with its own valid existence. This clone is substantially in agreement with the reference, but a complete review of all prevailing variants is recommended prior to use. <a href="#">More info</a>
<b>OTI Annotation:</b>	This clone was engineered to express the complete ORF with an expression tag. Expression varies depending on the nature of the gene.
<b>Components:</b>	The ORF clone is ion-exchange column purified and shipped in a 2D barcoded Matrix tube containing 10ug of transfection-ready, dried plasmid DNA (reconstitute with 100 ul of water).
<b>Reconstitution Method:</b>	<ol style="list-style-type: none"><li>1. Centrifuge at 5,000xg for 5min.</li><li>2. Carefully open the tube and add 100ul of sterile water to dissolve the DNA.</li><li>3. Close the tube and incubate for 10 minutes at room temperature.</li><li>4. Briefly vortex the tube and then do a quick spin (less than 5000xg) to concentrate the liquid at the bottom.</li><li>5. Store the suspended plasmid at -20°C. The DNA is stable for at least one year from date of shipping when stored at -20°C.</li></ol>
<b>RefSeq:</b>	<a href="#">NM_133719.2</a> , <a href="#">NP_598480.1</a>
<b>RefSeq Size:</b>	1363 bp
<b>RefSeq ORF:</b>	876 bp
<b>Locus ID:</b>	70083
<b>UniProt ID:</b>	<a href="#">Q8C1Q4</a>
<b>Cytogenetics:</b>	17 A3.3
<b>Gene Summary:</b>	Involved in both glial cell differentiation and axonal network formation during neurogenesis. Promotes astrocyte differentiation and transforms cerebellar astrocytes into radial glia. Also induces axonal extension in small and intermediate neurons of sensory ganglia by activating nearby satellite glia.[UniProtKB/Swiss-Prot Function]