

Product datasheet for **MG213004**

Olfr530 (NM_146519) Mouse Tagged ORF Clone

Product data:

Product Type:	Expression Plasmids
Product Name:	Olfr530 (NM_146519) Mouse Tagged ORF Clone
Tag:	TurboGFP
Symbol:	Olfr530
Synonyms:	MOR252-2
Mammalian Cell Selection:	Neomycin
Vector:	pCMV6-AC-GFP (PS100010)
E. coli Selection:	Ampicillin (100 ug/mL)
ORF Nucleotide Sequence:	>MG213004 representing NM_146519 Red=Cloning site Blue=ORF Green=Tags(s)

TTTTGTAATACGACTCACTATAGGGCGGCCGGAATTCGTCGACTGGATCCGGTACCGAGGAGATCTGCC
GCC**CGATCGCC**

ATGGCGCTGGTAAACCAGTCGGTTGTGACCATGTTTCATCCTGCAAAGTTTGTGATGACCCCTGGATCC
AGGATGTTCTCTTCTGCCTCTTCTTTGCCTTGTTCATGGCAGCCATAGCTGGCAATGGCCTGATCATCGC
AACCATCCACAGCAGTCCCAACCTCCACACTCCCATGTAATCTTCTCCTTGTCAATCTTCCCTGATGGAT
GTGATCTGCACTGTGACTGTCTTGCCCAAAGTCTGCAGAGCCTGGTGGCAGAGAACAGCATATCTTATG
GGGATGCCTCACACAGATGTTCTGCTTCTCCTGGTCTGGCTCTGAGCTTCTGCTTTCTCTGCCAT
GGCCTATGACCGCTACCTTGCAATCTGTGCGCCACTGCACTATGGCACCCATGAGCGCAAGGTCTGT
GTGGCCCTTGCAACCTTTGTGTGGTCACTGGAGCTCTCAATTCCTTGGTGTCACTTGTCTGATGTTGC
CATTGTCTTTCTGTGGTCCCAATCTCATCACACTTCTTCTGTGAGATCCCTTCTGATTGATACTGTC
CTGCAGTCCCACCTTTATCAATGACATCATGACTGTTATTACAGACATGTTTCTGACAGGCCAACTTC
CTGTTGACTATGACATCCTATGTCTTATCATCGCCAGCATCCTGCGCATCCGCTCAGCTGAGGGCAAAA
AGCGTGCCTTCTCCACCTGCTCTGCCACCTGGTGTGGTCACCCCTTATTATCCACTGTTCTCTATAC
TTATGTCCGCCAGCCCTAGGAAGTCTGGGTTCTGGACAACTCATTGCTGTTCTGTACACCCTGTG
ACCCATCTCTGAACCCCTTATCTATACCCTGAGAAAATAGGAATTTAAAATATCCTTTAAAAAAGTCT
TATTTCCCAT

ACGCGTACGCGGCCGCTCGAG - GFP Tag - GTTTAA



[View online »](#)

Protein Sequence: >MG213004 representing NM_146519
 Red=Cloning site Green=Tags(s)

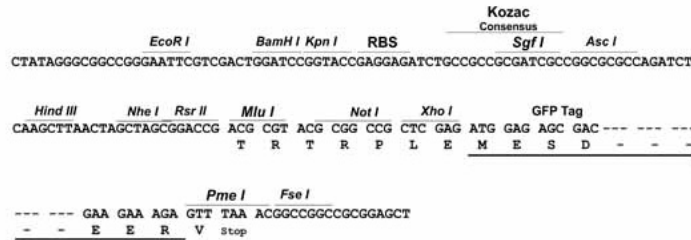
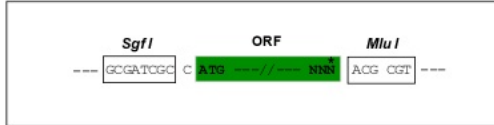
MALVNQSVVTFMILQRFVDDPWIQDVLFCFFALFMAAIAGNGLIATIHSSPNLHTPMYFFLVNLSLMD
 VICTVTVLPKVLQSLVAENSISYGGCLTQMFVFSWVLGSELLLSAMAYDRYLAICRPLHYGTLMSGKVC
 VALATFVWFTGALNSLVLTCLMLPLSFCGPNLITHFFCEIPSVLILSCSPTFINDIMTVITDMFLTGLNF
 LLTMTSYVFIASILRIRSAEGKKRAFSTCSAHLVVVTLYYSTVLYTYVRPALGTAGFLDKLIAVLYTTV
 TPSLNPLIYTLRNKEFKISFKLLFPH

TRTRPLE - GFP Tag - V

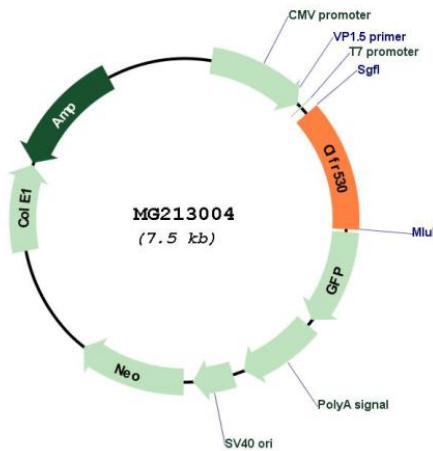
Restriction Sites: SgfI-MluI

Cloning Scheme:

Cloning sites used for ORF Shuttling:



Plasmid Map:



ACCN: NM_146519

ORF Size: 921 bp

OTI Disclaimer:	The molecular sequence of this clone aligns with the gene accession number as a point of reference only. However, individual transcript sequences of the same gene can differ through naturally occurring variations (e.g. polymorphisms), each with its own valid existence. This clone is substantially in agreement with the reference, but a complete review of all prevailing variants is recommended prior to use. More info
OTI Annotation:	This clone was engineered to express the complete ORF with an expression tag. Expression varies depending on the nature of the gene.
Components:	The ORF clone is ion-exchange column purified and shipped in a 2D barcoded Matrix tube containing 10ug of transfection-ready, dried plasmid DNA (reconstitute with 100 ul of water).
Reconstitution Method:	<ol style="list-style-type: none"> 1. Centrifuge at 5,000xg for 5min. 2. Carefully open the tube and add 100ul of sterile water to dissolve the DNA. 3. Close the tube and incubate for 10 minutes at room temperature. 4. Briefly vortex the tube and then do a quick spin (less than 5000xg) to concentrate the liquid at the bottom. 5. Store the suspended plasmid at -20°C. The DNA is stable for at least one year from date of shipping when stored at -20°C.
RefSeq:	NM_146519.1 , NP_666730.1
RefSeq Size:	924 bp
RefSeq ORF:	924 bp
Locus ID:	258512
Cytogenetics:	7 F4
Gene Summary:	Olfactory receptors interact with odorant molecules in the nose, to initiate a neuronal response that triggers the perception of a smell. The olfactory receptor proteins are members of a large family of G-protein-coupled receptors (GPCR) arising from single coding-exon genes. Olfactory receptors share a 7-transmembrane domain structure with many neurotransmitter and hormone receptors and are responsible for the recognition and G protein-mediated transduction of odorant signals. The olfactory receptor gene family is the largest in the genome. The nomenclature assigned to the olfactory receptor genes and proteins for this organism is independent of other organisms. [provided by RefSeq, Jul 2008]