

Product datasheet for **MG212095**

Arid1a (BC082554) Mouse Tagged ORF Clone

Product data:

Product Type:	Expression Plasmids
Product Name:	Arid1a (BC082554) Mouse Tagged ORF Clone
Tag:	TurboGFP
Symbol:	Arid1a
Synonyms:	1110030E03Rik; BAF250a; Osa1; Smarcf1
Mammalian Cell Selection:	Neomycin
Vector:	pCMV6-AC-GFP (PS100010)
E. coli Selection:	Ampicillin (100 ug/mL)
ORF Nucleotide Sequence:	>MG212095 representing BC082554 Red=Cloning site Blue=ORF Green=Tags(s)

TTTTGTAATACGACTCACTATAGGGCGGCCGGAATTCGTCGACTGGATCCGGTACCGAGGAGATCTGCC
GCC**CGATCGCC**

ATGGATCAGATGGGAAAGATGAGACCTCAGCCGTATGGTGGGACTAACCCATACTCGCAACAACAGGGAC
CTCCTTCAGGACCGCAACAAGGACATGGGTACCCAGGGCAGCCATATGGGTCCCAGACTCCACAGCGGTA
CCCCATGACCATGCAGGGCCGGGCTCAGAGTGCCATGGGCAGCCTCTCTTATGCACAGCAGATTCCACCT
TATGGCCAGCAAGGCCAGTGCATGGCCAGCAGGGCCAGACTCCATACTATAACCAGCAAAGTCCCT
ATCCCCAGCAGCAGCCACCTTACGCCAGCAACCACCATCCAGACCCCTCATGCCAGCCTTCGTATCA
GCAGCAGCCGAGACTCAGCAACCACAGCTTCAGTCTCTCAGCCTCCATATTCCAGCAGCCATCCAG
CCTCCACATCAGCAGTCCCAACTCCATATCCCTCCCAGCAGTCCACCACACAACAGCATCCCCAGAGCC
AGCCCCCTACTACAACCACAGGCACAGTCTCCCTACCAGCAGCAGCAACCTCAGCAGCCAGCATCCTC
GTCGCTCTCCAGCAGGCTGCATATCCTCAGCCCCAGCCTCAGCAGTCCCAGCAAATGCCTATTCAGG
CAGCGCTCCCTCCACCACAGGAGCTTTCTCAAGATTCATTTGGGTCTCAGGCATCCTCAGCCCCCTCAA
TGACCTCCAGTAAGGGAGGGCAAGAAGATGAACCTGAGTCTTCAGTCAAGGCCCTCCAGCTTGCCTGA
TCTGTCTGGTTCAATCGATGATCTCCCCATGGGGACAGAAGGAGCTCTGAGTCTGGCGTGAGCACATCA
GGGATTTCCAGCAGCAAGGAGAGCAGAGCAATCCAGCTCAGTCTCCCTTTTCTCCTCACACCTCCCTC
ACCTGCCTGGCATCCGAGGCCGTCCTCCCTGTTGGCTCTCCTGCCAGTGTCCGCGAGTCTCGCTC
AGGACCACTCTCGCTGCTGAGTGCCAGGCAACCAGATGCCACCTCGGCCACCCAGTGGCCAGTACAGC
AGCATCATGCACCCTTCCATGAACCAATCAAGCATTGCCAAGATCGAGGTTATATGCAGAGGAACCCCC
AGATGCCCCAGTACACTTCCCCTCAGCCTGGCTCGGCCTTATCCCCACGTAGCCGCTCTGGAGGACAGAT
GCACTCGGGCGTGGGCTCCTACCAGCAGAACTCCATGGGGAGCTACGGCCCCCAGGGCAGTCAATGGC
CCACAAGGAGGCTATCCTAGGCAGCCTAACTATAATGCCTTGCCCAACGCCAACTACCCCAATGCAGGCA
TGGCCGGAAGTATGAACCCTATGGGTGCTGGAGGTCAGATGCATGGGCAGCCTGGAATCCCACCTTACGG
CACACTCCCTCCAGGGAGAAATGGCTCATGCGTCTATGGGCAACAGGCCCTATGGCCCTAATATGGCCAAT



[View online »](#)

ATGCCACCTCAGGTTGGGTGAGGATGTGTCTCCACCAGGGGAATGAACAGGAAACTCAAGAGTCTG
 CTGTTGCCATGCATGTTGCTGCCAACTCTATCCAAAACAGGCCACCAGGCTACCCAAATATGAATCAAGG
 GGGCATGATGGGAACTGGACCTCCCTATGGACAGGGGATCAATAGTATGGCTGGCATGATCAACCCTCAG
 GGACCCCATATCCTATGGGTGGAACCATGGCCAAACAATTCAGCAGGGATGGCAGCCAGCCAGAGATGA
 TGGGCTTGGGGATGTTAAGTAACTCCCGCCACAAAAATGAACAACAAGGCAGATGGAACACCCAAGAC
 AGAATCCAAATCTAAGAAATCCAGTCTCTACCACCACCAATGAGAAGATCACCAAATTTGATGAGTTG
 GGTGGTGAGCCCGAGAGGAAGATGTGGGTGACCCGGTACCTGGCCTTACAGAGGAGAAGGCCATGGGCA
 TGACAAATCTGCCTGCTGTGGGGAGGAAGCCTCTGGACCTCTATCGCCTCTATGTGTCTGTGAAGGAGAT
 TGGTGGTTGACTCAGGTCAACAAGAACAATAATGGCGGGAACCTGCAACCAACCTCAATGTGGGTACA
 TCAAGCAGTGCTGCCAGCTCACTGAAAAAGCAGTATATCCAATGTCTCTATGCCTTTGAGTGCAAGATCG
 AGCGTGGAGAAGACCTCCCCCGATATCTTCGCAGCTGCTGACTCCAAGAAGTCCCAACCAAGATCCA
 GCCCCCTCTCCTGCGGGATCAGGGTCTATGCAGGGGCCACAACTCCTCAGTCAACCAGCAGTTCTATG
 GCAGAAGGAGGACCTGAAGCCACCAACTCCAGCATCCACACCACATAGTCAAATTTCCCCCTTACCAG
 GCATGAGGAGCAACTCAGTCGGAATCCAGGATGCCTTTCTGATGGAAGTGACCCACATTCAGAAGCG
 GAATTCATGACTCCAAACCTGGTACCAGCCAGTATGAATACCTCTGACATGATGGGGCGCATGTC
 TATGAGCCAAATAGGATCCTTATGGCAGCATGAGGAAAGCGCCAGGAAGTATCCCTTCATGTCCTCAG
 GGCAGGGCCCAATGGCGGGATGGGTGATCCCTACAGCCGTGCTGCTGGCCCTGGGCTGGGAAGTGTGGC
 GATGGGACCACGGCAGCACTATCCCTATGGAGGTCCTTACGACAGAGTGAGGACGGAGCCTGGAATCGGG
 CCTGAAGGAAATATGGGCACTGGAGCCCTCAGCCAAATCTCATGCCTTCCACCCAGATTCGGGGATGT
 ATTCTCTAGCCGCTACCCCGCAGCAGCAGCAGCAACAGCAGCAACAGCAGCAACAGCAACGACATGA
 TTCCTATGGCAATCAATTCTCTACCCAAGGCACCCCTTCCAGCAGCCCTTCCCAGCCAGCAGACCACA
 ATGTATCAGCAGCAGCAGCAGAATTATAAGAGGCCAATGGATGGCACATATGGCCCCCTGCCAAGCGGC
 ATGAAGGGGAGATGTACAGTGTCCGTACAGCGCTGGGCAAGGCCACTCAACAGCAGCAGTTGCTGCTGC
 AGCTCAGTCCCAGCCTGCCAGCCAGCCACAAGCTGCCAGCCTTCCCCTCAGCAGGACGTGTACAACAG
 TACAGCAATGCCTACCCTGCCTCCGCCACCGCTGCTACTGATCGCCGACCAGCAGGCGGCCCCAGAAC
 AATTTCCATTCCAGTTTGGCCGAGACCGAGTCTCTGCACCTCCTGGTTCCAGTGCCAGCAGAACATGCC
 ACCACAAATGATGGGTGGCCCCATACAGGCATCAGCTGAGGTTGCTCAGCAGGGCACCATGTGGCAGGGG
 CGAAATGACATGACCTACAATTATGCCAACAGGCAGAACACAGGCTTGCACCCAGGGCCCTGCGTATC
 ATGGTGTGAACCGAACAGATGAAATGCTCCACACAGATCAGAGGGCCAACCATGAAGGCCATGGCCTT
 CCATGGCACACGCCAGCCTCCGTATGGTCTTCCAGCCCTGTTCCCCCATGACAAGGCCCCCTCCATCT
 AACTACCAGCCCCCAAGCATGCCGAATCACATTCTCAGGTATCCAGCCCCCTCCCCTCCCCCGGC
 CCATGGAGAACCCTACTTCTCCTAGCAAGTCTCCATTCTGCACCTCTGGGATGAAAATGCAAAAGCGGG
 TCCACCGTGCCTGCTTCGCACATAGCGCCTACCCTGTGCAGCCGCTATGATTCGGCGGGATATCACC
 TTTCCACCTGGCTCTGTAGAGGCCACTCAGCCTGTGTTGAAGCAGAGAAGGCGGGCTCACAATGAAAGACA
 TTGGAACCCCGGAGGCATGGCGGGTAAATGATGTCCCTCAAGTCCGGGCTCCTGGCAGAGACGCTGGGC
 GTTAGACACCATTAACATTCTACTGTATGATGACAACAGCATTATGACCTTCAACCTCAGCCAGCTCCCA
 GGCTTGCTAGAGCTCCTGTGGAATATTTCCGTAGATGCCTAATTGAAATCTTTGGCATTITAAAGGAGT
 ATGAGGTAGGGGACCCAGGACAGAGAACATTACTAGACCTGGGAGATTCACCAAGGTGTATAGTCCAGC
 CCATACAGAGGAAGAAGAGGAAGAACACTTATCCTAACTGGAGGAGGAAGAGGAAGAGGGGTTGGA
 AATGATGAGGAGATGGCCTTTTTGGGCAAGGACAAGCCATCTTCAGAGAATAATGAGGAGAAGCTAGTCA
 GTAAGTTTGACAAGTTCGGTAAAGATCGTGCAGAGGAATGACCCATTTGGTGGACTGCTCAGATAA
 GCTTGGGCGCGTGCAGGAGTTTACAGTGGCCTGCTACACTGGCGGATTGGTGGTGGGGATACCACTGAG
 CATATCCAGACCCACTTTGAGAGCAAGATAGAGCTGCTGCCTTCCCGCCTTATGTGCCCTGCCAACGC
 CCCCTCGGAAACACCTCACAAAGTACAGGGCACACCAGGGACAACGGAGCAGGAGGGCCCCCGCCGA
 TGGCCTTCCAGAGAAAAGGATCACAGCCACCATGGATGACATGTTGTCTACCCGGTCTAGCACATTGACT
 GATGAGGGGGCAAAGAGTGCAGAGGCCACCAAGGAAAGCAGCAAGTTCCATTTGGCATTAGCCCAGCAC
 AGAGCCACCGAACATCAAAATTTAGAGGATGAACCCCATAGTAAGGATGAGACCCACTGTGTACCT
 TCTGGACTGGCAGGATCCCTTGCTAAGCGCTGTGTCTGTGTCTCAATACCATCCGAGGCTGTGTTTT
 GTGCCAGGCAACGACTTTGAGATGTCCAAACACCCAGGGCTGCTGCTTATCCTGGGAAGCTGATCCTGC
 TGCACCACAAGCACCCAGAGCGGAAGCAGGCACCACTAATTTAGAGAAGGAGGAGGAACAGGACCAAGG
 GGTGAGCTGTGACAAAGTGGAGTGGTGGTGGGACTGCTTGGAGATGCTCCGAGAAAACACGCTGGTCACC
 CTCGCCAATCTCGGGCAATTGGACCTATCCCATATCCTGAGAGCATCTGCCTGCCTGTCTGGACG

GACTCCTACACTGGGCAGTTTGCCTTCAGCTGAAGCCCAGGACCCCTTCTCAACCCTAGGCCCAATGC
 CGTCTCTCCCCCAGAGATTGGTCTTGAAACCTCAGCAAACCTCAGCATCCAGGACAACAATGTGGAC
 CTGATCTTGCCACTCCCCCTTTAGCCGCCTGGAGAAGTTGTATAGTACCATGGTGCCTTCTCAGTG
 ACCGAAAGAACCCAGTGTGCCGGAGATGGCCGTGGTACTGTGGCAAATCTGGCCCAGGGGACAGCCT
 GGCAGCCCAGGCAATTGCAGTGCAGAAGGGCAGCATCGGCAACCTCCTGGGTTTCTGGAGGACAGCCTT
 GCTGCCACACAGTTCAGCAGAGCCAGGCAAGCCTCCTGCATATGCAGAATCCACCCTTTGAACCAACTA
 GTGTGGACATGATGCGGCGGGCTGCCCGAGCACTGCTTGCCTGGCCAAGGTGGATGAGAACCCTCAGA
 GTTCACTCTGTATGAGTACGGCTGTTGGACATCTCCGTGTACCCTGATGAACCTATTGGTTTCACAA
 GTCATTTGTGATGACTGTTTTTATTGGCCAGTCA

ACGCGTACGCGGCCGCTCGAG - GFP Tag - GTTTAA

Protein Sequence:

>MG212095 representing BC082554
 Red=Cloning site Green=Tags(s)

MDQMGMRPQPYGGTNPYSQQQGGPPSGPQQGHGYPGQPYGSQTPQRYPMTMQGRAQSAMGSLSYAQQIPP
 YGQQGPSAYGQQGQTPYYNQSPHPQQQPPYAQQPPSQTPHAQPSYQQQPQTQQPQLQSSQPPYSQQPSQ
 PPHQQSPTPYPSQQSTTQHPQSQPPYSQPQAQSPYQQQPQQPQPASSSLSQAAAYPQPQPQSSQQTAYSQ
 QRFPPQELSQSFGSQASSAPSMSSKGGQEDMNLSQLSRPSSLPDLSGSIDDLPMGTEGALSPGVSTS
 GISSSQEQSNPAQSPFSPHTSPHLPGIRGSPSPVGSASVAQSRSGPLSPAAPVGNQMPRPPSGQSD
 SIMHPSMNQSSIAQDRGYMQRNPQMPQYTSPQPGSALSPRQPSGGQMHSVGSYQQNSMGSYGPQGSQYG
 PQGGYPRQPNYNALPNANYPNAGMAGSMNPMGAGGQMHGQPGIPPYGTLPGRMAHASMGNRPYGNMNM
 MPPQVGSQMPGGMNRKTQESAVAMHVAANSIQNRPPGYPNMNQGGMMGTGPPYQGGINSMAGMINPQ
 GPPYPMGGTMANNSAGMAASPEMMGLGDVKLTPATKMNNKADGTPKTESKSKSSSSTTTNEKITKLYEL
 GGPERKMWVDYLAFTTEKAMGMTNLPAVGRKPLDLRLLYVSVKEIGGLTQVNNKWKRELATNLNVGT
 SSSAASSLKKQYIQCLYAFECKIERGEDPPDIFAAADSKKSQPKIQPPSPAGSGSMQGPQTPQSTSSSM
 AEGGDLKPPTPASTPHSQIPPLPGRMSNSVGIQDAFPDGSPTFQKRNSMTPNPGYQPSMNTSDMMGRMS
 YEPNKDPYGSMRKAPGSDPFMSSGQGPNGMGDPYSRAAGPGLGSVAMGPRQHYPYGGPYDRVRTEPGIG
 PEGNMGTGAPQPNLMPSTPDSGMYSPSRYPQQQQQQQQQQQRHDSYGNQFSTQGTSSSPFSSQQT
 MYQQQQNYKRPMDGTYPGPAKRHEGEMYSVPYSAGQGPQQQQQLPAAQSQPASQPAAQPSQDDVYNQ
 YSNAYPASATAADRRPAGGPQNFQFQGRDRVSAPPGSSAQNMPPQMMGGPIQASAEVAQQGTMWQG
 RNDMTYNYANRQNTGSATQGPAYHGVNRTDEMLHTDQRANHEGPWPSHGTRQPPYGPSAPVPPMTRPPPS
 NYQPPPSMPNHIPQVSSPAPLPRPMENRTSPSKSPFLHSGMKMQKAGPPVPASHIAPTPVQPPMIRRDIT
 FPPGSVEATQPVKQRRRLTMKDIGTPEAWRVMMSLKSGLLAESTWALDTINILLYDDNSIMTFNLSQLP
 GLELLEVEYFRRLIEIFGILKEYEVGDPGQRTLLDPGRFTKVYSPAHEEEEEHLDPKLEEEEEEGVG
 NDEEMAFLGKDKPSENNEEKLVSFKDKLPVKIVQRNDPFVVDSDKLGVRVQEFDSGLLHWRIGGGDTTE
 HIQTHFESKIELLSRPYVPCPTPPRKHLTTVEGTPGTTEQEGPPPDGLPEKRITATMDDMLSTRSSTLT
 DEGAKSAEATKESKFPFGISPAQSHRNKIKILEDEPHSKDETPLCTLLDWDQSLAKRCVCSNTIRSLSF
 VPGNDFEMSKHPGLLLILGKLLHKKHPERKQAPLTYEKEEQDQGVSCDKVEWWWDCLEMLRENTLVT
 LANISGQLDLSPYPSICLPVLDGLLHWAVCPSEAAQDPFSTLGPNAVLSQRLVLETL SKLSIQDNVND
 LILATPPFSRLEKLYSTMVRFSLDRKNPVCREMAVLLANLAQGDLSAARAIAVQKGSIGNLLGFLEDSL
 AATQFQQSQASLLHMQNPPFEPTSVDMMRRAARALLALAKVDENHSEFTLYESRLLDISVSPLMNSLVSQ
 VICDVLFLIGQS

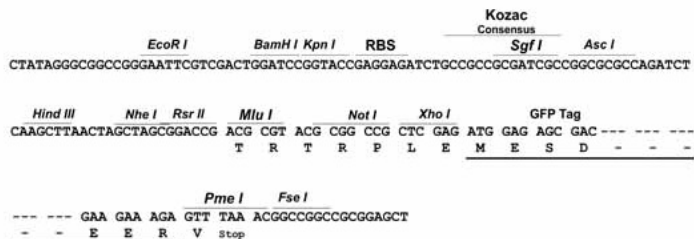
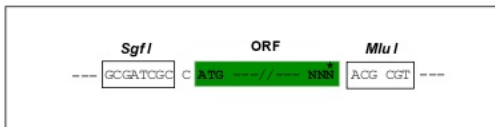
TRTRPLE - GFP Tag - V

Restriction Sites:

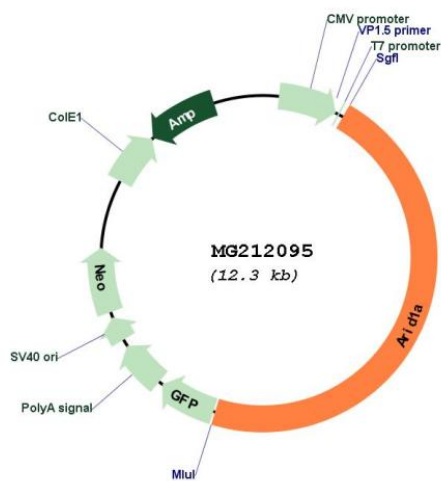
Sgfl-Mlul

Cloning Scheme:

Cloning sites used for ORF Shutting:



Plasmid Map:



ACCN: BC082554
 ORF Size: 5706 bp

OTI Disclaimer:	The molecular sequence of this clone aligns with the gene accession number as a point of reference only. However, individual transcript sequences of the same gene can differ through naturally occurring variations (e.g. polymorphisms), each with its own valid existence. This clone is substantially in agreement with the reference, but a complete review of all prevailing variants is recommended prior to use. More info
OTI Annotation:	This clone was engineered to express the complete ORF with an expression tag. Expression varies depending on the nature of the gene.
Components:	The ORF clone is ion-exchange column purified and shipped in a 2D barcoded Matrix tube containing 10ug of transfection-ready, dried plasmid DNA (reconstitute with 100 ul of water).
Reconstitution Method:	<ol style="list-style-type: none">1. Centrifuge at 5,000xg for 5min.2. Carefully open the tube and add 100ul of sterile water to dissolve the DNA.3. Close the tube and incubate for 10 minutes at room temperature.4. Briefly vortex the tube and then do a quick spin (less than 5000xg) to concentrate the liquid at the bottom.5. Store the suspended plasmid at -20°C. The DNA is stable for at least one year from date of shipping when stored at -20°C.
RefSeq:	BC082554.1
RefSeq Size:	6487 bp
RefSeq ORF:	5708 bp
Locus ID:	93760
Cytogenetics:	4 D2.3
Gene Summary:	Involved in transcriptional activation and repression of select genes by chromatin remodeling (alteration of DNA-nucleosome topology). Component of SWI/SNF chromatin remodeling complexes that carry out key enzymatic activities, changing chromatin structure by altering DNA-histone contacts within a nucleosome in an ATP-dependent manner. Binds DNA non-specifically (PubMed:22952240, PubMed:26601204). Belongs to the neural progenitors-specific chromatin remodeling complex (npBAF complex) and the neuron-specific chromatin remodeling complex (nBAF complex). During neural development a switch from a stem/progenitor to a postmitotic chromatin remodeling mechanism occurs as neurons exit the cell cycle and become committed to their adult state. The transition from proliferating neural stem/progenitor cells to postmitotic neurons requires a switch in subunit composition of the npBAF and nBAF complexes. As neural progenitors exit mitosis and differentiate into neurons, npBAF complexes which contain ACTL6A/BAF53A and PHF10/BAF45A, are exchanged for homologous alternative ACTL6B/BAF53B and DPF1/BAF45B or DPF3/BAF45C subunits in neuron-specific complexes (nBAF). The npBAF complex is essential for the self-renewal/proliferative capacity of the multipotent neural stem cells. The nBAF complex along with CREST plays a role regulating the activity of genes essential for dendrite growth (PubMed:17640523).[UniProtKB/Swiss-Prot Function]