

Product datasheet for **MG212079**

Ubr2 (NM_146078) Mouse Tagged ORF Clone

Product data:

Product Type:	Expression Plasmids
Product Name:	Ubr2 (NM_146078) Mouse Tagged ORF Clone
Tag:	TurboGFP
Symbol:	Ubr2
Synonyms:	9930021A08Rik; AI462103; AW540746; E130209G04Rik; ENSMUSG00000043296; mKIAA0349
Mammalian Cell Selection:	Neomycin
Vector:	pCMV6-AC-GFP (PS100010)
E. coli Selection:	Ampicillin (100 ug/mL)
ORF Nucleotide Sequence:	>MG212079 representing NM_146078 Red=Cloning site Blue=ORF Green=Tags(s)

TTTTGTAATACGACTCACTATAGGGCGGCCGGAATTCGTCGACTGGATCCGGTACCGAGGAGATCTGCC
GCC**CGATCGCC**

ATGGCGTCGGAGATGGAGCCCGAGGTGCAGGCCATCGACCGCAGTTTGCTGGAATGTTCTGCCGAAGAGA
TCGCAGGGAGATGGCTGCAAGCAACCGACCTCAACAGAGAAGTGTACCAGCATTTAGCCCACTGTGTGCC
CAAAATCTACTGCCGGGGCCCTAACCCCTTCCCTCAGAAGGAAGACACGCTGGCACAGCACATCCTGCTG
GGACCGATGGAGTGTACATCTGCGCTGAAGACCTGCGCTGGGATTTCCAAAGCTCGAGCAGGCAACA
AGCCTTCTCACCTCTGTGGCCGAGTGTTAAAGTGGGGAACTACATACTCCTGCAGAGACTGTGCAGT
TGACCCCACTGTGTTTTATGCATGGAGTGCTTCTGGGAAGTATCCATAGAGACCATCGATATAGGATG
ACCACATCGGGAGGAGGGGGCTTCTGTGACTGTGGTGACACTGAGGCGTGAAAGAGGGACCTTACTGCC
AGAAGCACAAGCTCAGCAGCTCTGAAGTTGTGGAGGAGGAGGATCCTCTTGTGCATCTATCAGAAGATG
GATCGCCAGAACTTACAACATTTTGTATTATGTTTCGATATGCAGTAGATATACTGACCTGGGAAAA
GAAAGTGAATTGCCTGAAGACTTAGAAGTGGCAGAGAAGAGTGACACCTACTACTGCATGCTGTTAATG
ATGAGGTTACACCTATGAGCAAGTCATTTATACCCTTCAGAAAGCTGTGAAGTGTACACAGAAGGAAGC
CATTGGCTTTGCAACTACAGTTGATCGAGATGGCCGTAGGTCTGTCCGATATGGAGATTTCCAGTACTGT
GATCAAGCAAAGACAGTCATTGTGAGGAACACCAGCAGACAGCAAGCCGCTCAAAGTTCAAGTTATGC
ACTCCTCCGTGGCTGCTCATCAGAATTTGGTTTGAAGCTCTGTCGTGGCTGGGAAGTGTATTGGATA
CTCAGATGGCCTTCGAGGATTTTGTGTCAAGTTGGATTACAAGAAGGTCCAGATGGCGAAAACCTTCT
CTGGTCGACAGACTGATGCTTAATGATTCAAATTATGAAAGGGGCTAGGAGTGTGATCACCAGTTGT
TCATGAGCAGCCTGCTCATGGACCTCAAGTATAAGAAGCTGTTTCGCGCTTCGATTTGCTAAAAATTACCG
GCAGTTGCAGAGGGATTTTATGGAGGATGATCACGAGCGGGCAGTGTCCGGTACTGCTGTCTGTCCAG
TTCTTCACCGACCGACGCTGGCGGAATGCTCCTCACAGAAGAGAACCTGATGACCGTTATCATTAAGG
CTTTCATGGACATTTGAAACACAGAGATGCCAGGGCAGATTCCAGTTTGAACGCTACACTGCCCTCCA
AGCCTTCAAGTTCAGGAGAGTCCAGAGCCTCATCTTAGATCTCAAGTATGTATTGATTAGCAAACCAACG



[View online >](#)

GAGTGGTCAGATGAGCTGAGGCAGAAGTCTTACAAGGGTTCGATGCCTTCTTGGAACTACTGAAGTGCA
 TGCAGGGAATGGACCCGATCACGCGTCAGGTGGGACAGCACATTGAGATGGAGCCAGAGTGGGAAGCAGC
 CTTACACTGCAGATGAAGCTGACACACGTCATCTCAATGGTGCAGGACTGGTGTGCTCTGGACGAAAAA
 GTGTTAATTGAAGCTTACAAGAAATGCCTGGCTGTGCTGACACAGTGTATGGCGGATTTACTGATGGTG
 AACAGCCAATCACACTCAGTATTTGTGGACTCGGTGAAACCATCAGATACTGTGTTCCCAAGAAAA
 AGTTAGCATTACCTCCCAATTTCTCGTTGCTGCAGGTTTGCATGTATTGTTAAGCAAAAGTGAAGTG
 GCATATAAATTTCCAGAGCTCCTACCTTAAGTGAAGTGAAGTGAAGTGAAGTGAAGTGAAGTGAAGTGA
 GATGTCTTGTCTTATGTGCTCAAGTGCATGCTGGGATGTGGAGAAGAAATGGCTTCTCTAGTAAATCA
 GATCTATTACTACCATAATGTGAAATGCAGGCGAGAGATGTTCCGACAAGGACATAGTGATGCTTCAGACA
 GGTGTCTCCATGATGGACCCAAACCACTTCTGATGATCATGCTCAGCCGCTTGAAGTCTATCAGCTCT
 TCAGCAGCCTGACTATGGGAAGAGATTGAGTCTGAGGTTACCCATAAGGACGTCGTTACAGCAGAACA
 CACTCTGATCGAAGAGATGCTCTACCTCATCATCATGCTTGTGGGAGAAAGATTCACCCCTGGGGTTGGA
 CAGGTGGCTGCCACAGATGAAATCAAGAGGGAGATTATCCATCAGTTGAGCATCAAGCCTATGGCTCACA
 GTGAGCTGGTGAAGTCTCTGCCTGAAGATGAGAACAAGGAGACCGGCATGGAGAGCGTCATCGAGTCCGT
 TGCACATTTCAAGAAACCTGGGCTCACAGGGCGAGGCATGTATGAGCTGAAGCCAGAGTGTGCCAAAGAG
 TTCAACCTGTATTTTTATCATTTCTCCAGGGCAGAGCAGTCCAAGGCAGAGGAAGCTCAGCGGAAATTTGA
 AAAGAGAAAAATAAGAAGATACAGCACTCCCTCCTCCGGCTTGGCCACCGTCTGCCCTTTGTTCCGCGAG
 TCTGGTTAACATCTTGCAGTGTGACGTCATGCTGTACATCATGGGAACGATCCTGCAAGTGGGCTGTAGAG
 CATCACGGGTCTGCCTGGTCAGAGTCCATGCTACAGAGGGTGTGCATTTGATCGGGATGGCTCTCCAGG
 AAGAGAAGCACCCTGGGAGAACCCGTGGAAGGGCACGTGCAGACCTTACCTTACACAGAAGATTTT
 AAAGCCTGGTGTGCACCACATAACTCCCCGAGCATCCTAGCTATGCTGGAGACCTTGCAGAACGCCCTC
 TCCCTGGAAGCCCAAGGACATGATCAGGTGGTTGCTAAAGATGTTAATGCAATTAAGAAGATAAAGAG
 AGTGTTCATCCAGCACCCTGTGGCCGAGGGGAGGGAACCATAAATGGAGGAGAGCTCAAGAGACAAGGA
 CAAAGCAGAGAGGAAAAGAAAAGCCGAGATCGCCAGACTGCGCCGGGAGAGAAGATCATGGCCAGATGCT
 GAGATGCAGCGGCACTTATTGACGAAAACAAGAGCTCTTCCAGCAGACCTTAGAGCTGGACACCTCTG
 CCTCTGCCACTCTTGACAGCAGCCCTCCCGTTTACAGCAGCTCTTACAGCACTGGGCCAGCACAGAC
 ACAGGTCCCTGAACCGAGACAGTTTGTACCTGTATATTATGTCAAGAGGAGCAAGAGGTGACTGTGGGA
 AGCAGGGCGATGGTCTTGGCAGCGTTTGTTCAGAGGTCAACGGTCTGTCAAAGACAGGACGAAAAACA
 TCGCGGACCCAGAAAAATATGATCCATTATTCATGCACCCGATCTGTCTTGTGGACACACACTGGCAG
 CTGTGGGCAGTTATGCATGCCATTGTTGGCAAAGGATTTTGTGATTCCGTTCAAGCCAAGGAGCAGCGA
 AGGCAGCAGCGGCTGCGCTTGCACACTAGCTACGATGTAGAGAATGGCGAGTTCTCTGCCCGCTCTGTG
 AGTGCCTGAGCAACACGGTGTATCCCTGCTGCTTCTCCAGGAGCATCCTCAGCAGGAGGTTAAATTT
 TTCAGACCAACCAGATCTGGCACAGTGGACGAGAGCAGTAAACACAGCAGATAAAGGTGGTCCAGATGCTG
 AGGAGAAAGCACAATGCTGCTGACACGCTTCTTTCAGAGGACACAGAAGCCATGAATATAATACCGATCC
 CCGAAGGCTTCAGGCCTGATTTTTATCCTAGGAACCCATATTCTGATAGCATAAAAAGAAATGTTAACGAC
 ATTTGGAACGGCTGCTTACAAGGTGGGACTGAAGGTTATCCTAATGAAGGTGACCCCGTGTGCCATC
 CTGTGCTGGGGACCTGTGCATACACCATCCAGAGCATAGAAAGAATTTTGTGATGAGGAGAAGCCTG
 TTTTGGACCTCTGCCTTGTAGACTGGACGACTGTCTCAGGTCGTTAACACGGTTTGCAGCAGCACATTG
 GACAGTGGCGTTACTTCTGTGGTACAAGGACACTTCTGTAACCTTTTGCATCCTTGGTGCCTAGTGAC
 AGCTATGAAGACCTCCCGTGCATACTAGACATCGACATGTTTCACTTGTGGTGGCCCTGGTGTGCTGCTT
 TCCAGCTCTGCAGTGTGAGATTTTTTCCAGGAAGCAGCCTGGCCACTGGGGACCTGCACATCTTCCACTT
 GGTACCATGGCACACATCGTACAGATCTTACTTACCTCATGTACAGAAGAGAATGGCATGGATCAAGAG
 AATCCCACTGGGGAAGAAGAAGTGGCCATTCTCTTTGCACAAAACACTTACCAGTATACTGGAAGTG
 CCTTGAAGAAGCCCTCCGGCTGGCACCTGTGGAGGAGCGTCCGGGCCCATCATGCCTTCTCTCAA
 GTGCTCTGCTTTGTTTTTCCACTATTTAAATGGAGTCCCGGCCCTCCAGACCTTCAAGTTTCTGGAACA
 AGCCATTTTGAACACTTATGTAACACTTTTCCCTACCAACCAACCTCATTACCTTTTTCAAGAAAAACA
 GTGACATCATGAACTCCCTGATTGAAAGTTGGTGGCAGAACAGTGAAGTTAAACGGTATCTAAATGGCGA
 GAGAGGAGCGATAAGCTACCCAGAGGAGCTAACAACTGATAGACCTTCCAGAGGATTACAGCAGCCTC
 ATTAACCAAGCATCCAATTTCTCGTGCCCAAAATCAGGTGGCGACAAGAGCAGAGCTCCTACTCTGTGCC
 TCGTGTGTGGGAGTCTCCTCTGCTCTCAGAGTTACTGCTGCCAAGCTGAGCTGGAGGGTGGAGACGTCGG
 AGCCTGCACAGCACACCTACTCCTGCGGCTCCGGGGCCGGCATCTTCTGAGAGTGGCGGAATGTCAG
 GTGCTATTTTTAGCTGGCAAAACCAAGGATGTTTTATTCTCTCTTACCTTGACGACTATGGAGAGA

CCGACCAGGGACTCAGACGAGGAAATCCTTTACATTTATGCCAAGAGCGGTTTCGAAAGATCCAGAAGCT
 CTGGCAGCAGCATAGTATCACAGAGGAGATCGGACACGCGCAGGAGGCTAACCAGACCCTGGTCGGAATT
 GACTGGCAGCATTTA

AGCGGACCGACGCGTACGCGGCCGCTCGAG - GFP Tag - GTTTAA

Protein Sequence:

>MG212079 representing NM_146078
 Red=Cloning site Green=Tags(s)

MASEMEPEVQAIDRSLLLECSAEEIAGRWLQATDLNREVVYQHLAHCVPKIYCRGPNPFPQKEDTLAQHILL
 GPMEWYICAEDPALGFPKLEQANKPSHLGCRVFKVGEPTYSCRCAVDPTCVLCMECFLGSIHRDHRYRM
 TTSGGGGFCDCGDTEAWKEGYPYCQKHKLSSSEVVEEDPLVHLSIEDVIARTYNIFAIMFRYAVDILTWEK
 ESELPEDLEVAEKSDTYCMLFNDEVHTYEQVIYTLQKAVNCTQKEAIGFATTVDRDGRRSVRYGDFQYC
 DQAKTVIVRNTSRQTKPLKVQVMHSSVAHQNFGLKALSWLGSVIGYSDGLRRILCQVGLQEGPDGENSS
 LVDRMLNDSKLVKGFARSVYHQLFMSSLLMDLKYKFLALRFKAKNYRQLQRDFMEDDHERAVSVTALSVQ
 FFTAPTLLARMLLTEENLMTVVIKAFMDHLKHRDAQGRFQFERYTALQAFKFRVQSLILDLYVLI SKPT
 EWSDELQKFLQGFDAFLELLKCMQGMPIRQVQGHIEMEPEWEAAFTLQMKLTHVISMVQDWCALDEK
 VLIEAYKKCLAVLTQCHGGFTDGEQPITLSICGHSVETIRYCVSQEKVSIHLPI SRLLAGLHVLLSKSEV
 AYKPELLPLSELSPMLIEHPLRCLVLCQVHAGMWRNGFSLVNQIYYHNVKCRREMFDKDIVMLQT
 GVSMMDPNHFIMILSRFELYQLFSTPDYGRFSSEVTHKDVVQQNNTLIEEMLYLIIMLVGERFNPGVG
 QVAATDEIKREIIHQLSIKPMAHSELVKSLPEDENKETGMESVIESVAHFKKPGLTGRGMYELKPECAKE
 FNLYFYHF SRAEQSKAEAAQRKLRKREKEDTALPPPALPPFCPLFASLVNQLQCDVMLYIMGTILQWAVE
 HHGSAWSESMLQRVHLHIGMALQEEKHLENAVEGHVQTFFTQKISKPGDAPHNSPILAMLETQNP
 SLEAHKDMIRWLLKMFNAIKKIRECSSSPVAEAEGTIMESSRDKDKAERKRKAEIARLRREKIMAQMS
 EMQRHFIDENKELFQQTLELDTASATLDSPPVSDAAL TALGPAQTQVPEPRQFVTCILCQEEQEVTVG
 SRAMVLA AFVQRSTVLSKDRTKIADPEKYDPLFMHPDLSCGHTHGSCGHVMHAHCWQRYFDSVQAKEQR
 RQQLRLHTSYDVENGFLCPLCECLSNVIPLLLPPRSILSRRLNFSQDPDLAQWTRAVTQQIKVVQML
 RRKHNAADTSSSETEAMNIIP IPEGFRPDFYPRNPYSDSIKEMLTTFGTAAKYVGLKVHPNEGDPVPI
 LCWGTCAVTIQSIERILSDEEKPVFGPLPCRLDDCLRSLTRFAAAHWTVALLPVVQGHFCKL FASLVPSD
 SYEDLPCILDIDMFHLLVGLVLAFPALQCQDFSGSSLATGDLHIFHLVTMAHIVQILLTSCTEENGMDQE
 NPTGEEELAILSLHKTLHQYTGSALKEAPSGWHLWRSVRAAIMPFLKCSALFFHYLNGVPAPPDLQVSGT
 SHFEHL CNYLSLPTNL IHLFQENSDIMNSLIESWCQNSEVKRYLNGERGAISYPRGANKLIDLPEYSSL
 INQASNFSCPKSGGDKSRAPTLCLVCGSLLCSQSYCCQAELEGEDV GACTAHTYSCGSGAGIFLRVRECQ
 VLFFLAGKTKGCFYSPPYLDDYGETDQGLRRGNPLHLCQERFRKIQKLWQQHSITEEIGHAQEANTLVGI
 DWQHL

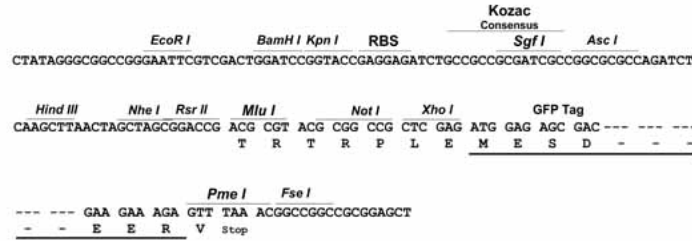
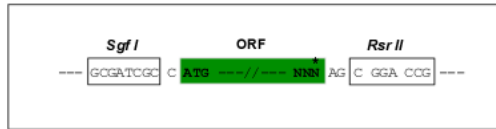
SGPTRRRLE - GFP Tag - V

Restriction Sites:

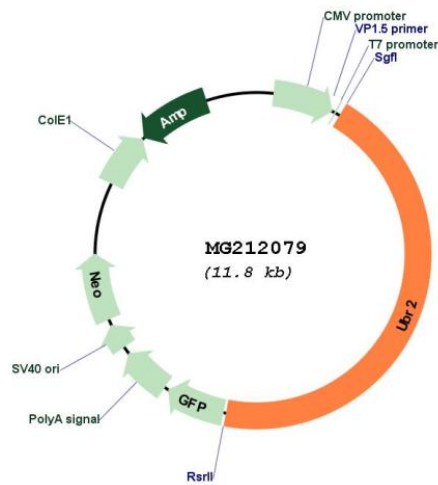
Sgfl-RsrII

Cloning Scheme:

Cloning sites used for ORF Shuttling:



Plasmid Map:



ACCN:	NM_146078
ORF Size:	5265 bp
OTI Disclaimer:	The molecular sequence of this clone aligns with the gene accession number as a point of reference only. However, individual transcript sequences of the same gene can differ through naturally occurring variations (e.g. polymorphisms), each with its own valid existence. This clone is substantially in agreement with the reference, but a complete review of all prevailing variants is recommended prior to use. More info
OTI Annotation:	This clone was engineered to express the complete ORF with an expression tag. Expression varies depending on the nature of the gene.
Components:	The ORF clone is ion-exchange column purified and shipped in a 2D barcoded Matrix tube containing 10ug of transfection-ready, dried plasmid DNA (reconstitute with 100 ul of water).
Reconstitution Method:	<ol style="list-style-type: none">1. Centrifuge at 5,000xg for 5min.2. Carefully open the tube and add 100ul of sterile water to dissolve the DNA.3. Close the tube and incubate for 10 minutes at room temperature.4. Briefly vortex the tube and then do a quick spin (less than 5000xg) to concentrate the liquid at the bottom.5. Store the suspended plasmid at -20°C. The DNA is stable for at least one year from date of shipping when stored at -20°C.
RefSeq:	NM_146078.3 , NP_666190.2
RefSeq Size:	7696 bp
RefSeq ORF:	5268 bp
Locus ID:	224826
UniProt ID:	Q6WKZ8
Cytogenetics:	17 C
Gene Summary:	E3 ubiquitin-protein ligase which is a component of the N-end rule pathway. Recognizes and binds to proteins bearing specific N-terminal residues that are destabilizing according to the N-end rule, leading to their ubiquitination and subsequent degradation. Plays a critical role in chromatin inactivation and chromosome-wide transcriptional silencing during meiosis via ubiquitination of histone H2A. Binds leucine and is a negative regulator of the leucine-mTOR signaling pathway, thereby controlling cell growth (By similarity). Required for spermatogenesis, promotes, with Tex19.1, SPO11-dependent recombination foci to accumulate and drive robust homologous chromosome synapsis (PubMed:28708824). Polyubiquitinates LINE-1 retrotransposon encoded, LIRE1, which induces degradation, inhibiting LINE-1 retransposon mobilization (PubMed:28806172).[UniProtKB/Swiss-Prot Function]