

Product datasheet for **MG212054**

Lrp5 (NM_008513) Mouse Tagged ORF Clone

Product data:

Product Type:	Expression Plasmids
Product Name:	Lrp5 (NM_008513) Mouse Tagged ORF Clone
Tag:	TurboGFP
Symbol:	Lrp5
Synonyms:	BMND1; HBM; LR3; LRP7; mKIAA4142; OPPG
Mammalian Cell Selection:	Neomycin
Vector:	pCMV6-AC-GFP (PS100010)
E. coli Selection:	Ampicillin (100 ug/mL)
ORF Nucleotide Sequence:	>MG212054 representing NM_008513 Red=Cloning site Blue=ORF Green=Tags(s)

TTTTGTAATACGACTCACTATAGGGCGGCCGGAATTCGTCGACTGGATCCGGTACCGAGGAGATCTGCC
GCC**CGATCGCC**

ATGGAACGGCGCCGACCCGGGCCCTCCGCGCCGCGCCGCGCTGCTGCTGCTGGTGTACTGCA
GCTTGGTCCCGCCGCGGCTCACCGCTCTGTTGTTGCCAACCCGGGATGTGCGGCTAGTGGATGC
CGGCGGAGTGAAGCTGGAGTCCACCATTGTGGCCAGTGGCCTGGAGGATGCAGCTGCTGTAGACTCCAG
TTCTCAAAGGTGCTGTGTACTGGACAGATGTGAGCGAGGAGGCCATCAAACAGACCTACCTGAACCAGA
CTGGAGCTGCTGCACAGAACATTGTCATCTCGGCCTCGTGTACCTGATGGCCTGGCCTGTGACTGGGT
TGGCAAGAAGCTGTACTGGACGGACTCCGAGACCAACCGATTGAGGTTGCCAACCTCAATGGGACGTCC
CGTAAGTTCTCTTCTGGCAGGACCTGGACCAGCCAAGGGCCATTGCCCTGGATCCTGCACATGGGTACA
TGTAAGGACTGACTGGGGGAAGCACCCCGGATCGAGCGGGCAGGGATGGATGGCAGTACCCGGAAGAT
CATTGTAGACTCCGACATTTACTGGCCCAATGGGCTGACCATCGACCTGGAGGAACAGAAGCTGTACTGG
GCCGATGCCAAGCTCAGCTTCATCCACCGTCCCAACCTGGACGGCTCCTCCGGCAGAAGGTGGTGGAGG
GCAGCCTCACTCACCTTTTGCCTGACACTCTCTGGGACACACTCTACTGGACAGACTGGCAGACCCG
CTCCATCCACGCTGCAACAAGTGGACAGGGGAGCAGAGGAAGGAGATCCTTAGTGCTGTACTCACCC
ATGGACATCCAAGTGTGAGCCAGGAGCGCAGCCTCCCTCCACACACCATGCGAGGAGGACAACGGTG
GCTGTTCCACCTGTGCCTGCTGTCCCGAGGGAGCCTTTCTACTCCTGTGCCTGCCCACTGGTGTGCA
GTTGCAGGACAATGGCAAGACGTGCAAGACAGGGGCTGAGGAAGTGTGCTGCTGCTGGTCCGAGGACAGAC
CTGAGGAGGATCTCTCTGGACACCCCTGACTTCACAGACATAGTGTGCAAGTGGGCGACATCCGGCATG
CCATTGCCATTGACTACGATCCCTGGAGGGCTACGTGTACTGGACCGACGATGAGGTGCGGGCTATCCG
CAGGGCGTACCTAGATGGCTCAGGTGCGCAGACACTTGTGAACACTGAGATCAATGACCCCGATGGCATT
GCTGTGGACTGGTGCCTCGGAACTCTACTGGACAGATACAGGCACTGACAGAATTGAGGTGACTCGCC
TCAACGGCACCTCCGAAAGATCCTGGTATCTGAGGACCTGGACGAACCGGAGCCATTGTGTTGCCACC
TGTGATGGCCTCATGTACTGGACAGACTGGGGGAGAACCCCAAATCGAATGCGCCAACCTAGATGGG



[View online »](#)

AGAGATCGGCATGTCCTGGTGAACACCTCCCTTGGGTGGCCCAACGGACTGGCCCTGGACCTGCAGGAGG
GCAAGCTGTACTGGGGGATGCCAAAAGTATAAAATCGAGGTGATCAACATAGATGGGACAAAGCGGAA
GACCTGCTTGAGGACAAGCTCCACATATTTTGGGTTCACTGCTGGGGACTTCATCTACTGGACC
GACTGGCAGAGACGCAGTATTGAAAGGGTCCACAAGGTCAAGGCCAGCCGGGATGTCATCATTGATCAAC
TCCCCGACCTGATGGGACTCAAAGCTGTGAATGTGGCCAAAGTTGTCGGAACCAACCCATGTGCGGATGG
AAATGGAGGGTGCAGCCATCTGTGCTTCTCACCCACGTGCCACCAAGTGTGGCTGCCCCATTGGCCTG
GAGCTGTTGAGTGACATGAAGACCTGCATAATCCCCGAGGCCTTCTGGTATTCCACGACGAGCCACCA
TCCACAGGATCTCCCTGGAGACTAACAACAACGATGTGGCTATCCCACTACGGGTGTCAAAGAGGCCTC
TGCACTGGACTTTGATGTGTCCAACAATCACATCTACTGGACTGATGTCAGCCTCAAGACGATCAGCCGA
GCCTTCATGAATGGGAGCTCAGTGGAGCACGTGATTGAGTTTGGCCTCGACTACCCTGAAGGAATGGCTG
TGGACTGGATGGGCAAGAACCTCTATTGGGCGGACACAGGGACCAACAGGATTGAGGTGGCCCGCTGGA
TGGGCAGTTCGGCAGGTGCTTGTGTGGAGAGACCTTGACAACCCAGGTCTCTGGCTCTGGATCTACT
AAAGGCTACATCTACTGGACTGAGTGGGTGGCAAGCCAAGGATTGTGCGGGCCTTCATGGATGGGACCA
ATTGTATGACACTGGTAGACAAGGTGGCCGGGCCAACGACCTCACCATTGATTATGCCACCAGCGACT
GTACTGGACTGACCTGGACACCAACATGATTGAGTCTTCCAACATGCTGGGTGAGGAGCGCATGGTGATA
GCTGACGATCTGCCCTACCCGTTTGGCCTGACTCAATATAGCGATTACATCTACTGGACTGACTGGAACC
TGCATAGCATTGAACGGGCGGACAAGACAGTGGGCGGAACCCGACCCCTCATCCAGGGTCACTGGACTT
CGTCATGGACATCCTGGTGTCCACTCCTCCCGTCAGGATGGCCTCAACGACTGCGTGCACAGCAATGGC
CAGTGTGGGCAGCTGTGCTCGCCATCCCCGGAGGCCACCCGCTGTGGCTGTGCTTCACTACACGCTGG
ACCCAGCAGCCGCAACTGCAGCCCGCCCTCCACTTCTTGTGTTTACAGCAGAAATTTGCCATCAGCCG
GATGATCCCCGATGACCAGCTCAGCCGGACCTTGTCTACCCCTTCATGGGCTGAGGAACGTCAAAGCC
ATCAACTATGACCCGCTGGACAAGTTCATCTACTGGGTGGACGGGCGCCAGAACATCAAGAGGGCCAAGG
ACGACGGTACCCAGCCCTCCATGCTGACCTCTCCAGCCAAAGCCTGAGCCAGACAGACGCCACACGA
CCTCAGCATTGACATCTACAGCCGGACACTGTTCTGGACCTGTGAGGCCACCAACTATCAATGTCCAC
CGGCTGGATGGGATGCCATGGGAGTGGTCTCGAGGGGACCGTGACAAGCCAAGGGCCATTGCTGTCA
ATGCTGAGCGAGGGTACATGTACTTTACCAACATGCAGGACCATGCTGCCAAGATCGAGCGAGCCTCCCT
GGATGGCAGAGCGGGAGGTCCTCTTACCACAGGCCTCATCCGTCGCCCTTGTGGTGGACAAT
GCTCTGGCAAGCTTCTTGGGTGGATGCCACCTAAAGCGAATCGAAAGCTGTGACCTCTCTGGGGCCA
ACCGCCTGACCTGGAAGATGCCAACATCGTACAGCCAGTAGGTCTGACAGTGTGGCAGGCACCTCTA
CTGGATCGACCGCAGCAGATGATCGAGCGCTGGAGAAGACCACTGGGACAAGCGGACTAGGGTT
CAGGGCCGTGTCACCCACCTGACAGGCATCCATGCCGTGGAGGAAGTCAGCCTGGAGGATTCTCAGCCC
ATCCTTGTGCCGAGACAATGGCGGCTGCTCCACATCTGTATGCCAAGGGTGTGGAACACCCGCGCTG
CTCGTGCCCTGTCCACCTGGTGTCTCTGCAAGACCTGCTGACTTGTGGTGAAGCCTCTACCTGCTCCCT
GATCAGTTTGCATGTACCACTGGTGAAGTGCAGTGCATCCCCGGAGCCTGGCGCTGTGACGGCTTCCTG
AGTGTGCTGACCAGAGTGTGAAGAAGGCTGCCAGTGTGCTCCGCTCTCAGTTCCCCTGCGCTCGAGG
CCAGTGTGTGGACCTGCGGTTACGCTGCGACGGTGAAGCCGACTGCCAGGATCGCTCTGATGAAGCTAAC
TGCGATGCTGTCTGTCTGCCAATCAGTTCGGTGCACCAGCGCCAGTGTGCTCATCAAGCAACAGT
GTGACTCCTTCCCAGCTGTGCTGATGGGTCTGATGAGCTCATGTGTGAAATCAACAAGCCACCCCTGA
TGACATCCAGCCACAGCAGTGCATTGGGCCGTCATTGGTATCATCCTCTCCCTCTTGGTCAATGGGC
GGGTCTACTTTGTCTGCCAGCGTGTGATGTGCCAGCGCTACACAGGGGCCAGTGGGCCCTTTCCCACG
AGTATGTTGGTGGAGCCCTCATGTGCCTCTCAACTTCATAGCCCCAGGTGGCTCACAGCACGGTCCCTT
CCCAGGCATCCCGTGCAGCAAGTCCGTGATGAGCTCCATGAGCCTGGTGGGGGGCGCGGAGTGTGCC
CTCTATGACCGGAATCACGTCACTGGGGCTCATCCAGCAGCTCGTCCAGCACAAGGCCACACTATATC
CGCCGATCTGAACCCACCCCGTCCCCGGCCACAGACCCTCTCTACAACGTGGACGTGTTTTATTC
TTCAGGCATCCCAGCCACCGCTAGACCATACAGGCCCTACGTATTGAGGATGGCACCCCAACAACA
CCGTGCAGCACAGATGTGTGACAGTACTACAGCACCAGTCCGTGGAAGAGCAGCAAATACTACCTGG
ACTTGAATTCGGACTCAGACCCCTACCCCGCCGCCCCACCCCAAGCCAGTACCTATCTGCAGAGGA
CAGCTGCCACCCCTACCAGGCACTGAGAGGAGTACTGCCACCTTCCCGCCCCACCGTCCCTGTC
ACGGACTCGTCC

ACGCGTACGCGGCCGCTCGAG - GFP Tag - GTTTAA

Protein Sequence: >MG212054 representing NM_008513
 Red=Cloning site Green=Tags(s)

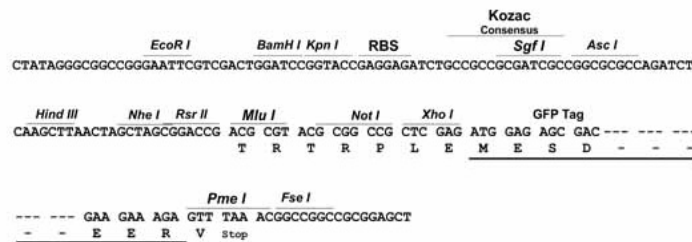
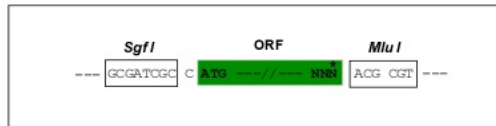
METAPTRAPPPPPPLLLLVLVYCSLVPAASPLLLFANRRDVRLVDAGGVKLESTIVASGLEDAAAVDFQ
 FSKGAVYWTDVSEEAIKQTYLNQTGAAAQNIIVISGLVSPDGLACDWWGKLYWTDSETNRIEVANLNGTS
 RKVLFWQDLDPRAIALDPAHGYMYWTDWGEAPRIERAGMDGSTRKIIIVSDIYWPNGLTIDL EEQKLYW
 ADAKLSFIHRANLDGSRFQKVVEGSLTHPFALTLSGDTLYWTDWQTRSIHACNKWTGEQRKEILSALYSP
 MDIQVLSQERQPPFHTPCEEDNGGC SHLCLLSPREPFYSCACPTGVQLQDNGKTCCKTGAEVLLLARRTD
 LRRISLDTPDFTDIVLQVGDIRHAI AIDYDPLEGYVYWT DDEVRAIRRAYLDGSGAQT LVNTEINDPDGI
 AVDWARNLYWTDGTDRIEVTRLNGTSRKILVSEDLDEPRAIVLHPVMGLMYWTDWGENPKIECANLDG
 RDRHVLVNTSLGWPNGLALDLQEGKLYWGDAKTDKIEVINIDGTRKRTLLEDKLP HIFGFTLLGDFIYWT
 DWQRRSIERVHKVKASRDVIIDQLPDLMLKAVNVAKVGTNPCADGNGGC SHLCFFTPRATKCGCPIGL
 ELLSDMKTCIIPEAFVFTSRATIHRSILETNNNDVAIPLTGVKEASALDFVSNHHIYWTDVSLKTI SR
 AFMNGSSVEHVIEFGLDYPEGMAVDWMGKNLYWADTGTNRIEVARLDGQFRQVLVWRDLNPRSLALDPT
 KGYIYWTEWGGKPRIVRAFMDGTNCMTLVDKVGANDLTIDYADQRLYWTDLDTNMI ESSNMLGQERMVI
 ADDLPYPFGLTQYSDIYWTDWNLHSIERADKTSGRNRTL IQGHLDVFMDILVFHSSRQDGLNDCVHSNG
 QCGQLCLAI PGGHRCGCASHYTLDPSSRNCSPSTFLLFSQKFAISRMIPDDQLSPDLVPLHGLRNVKA
 INYDPLDKFIYWVDGRQNIKRAKDDGTQPSMLTSPSQSLSPDRQPHDSLIDIYSRTLFWTCEATNTINVH
 RLDGDAMGVVLRGDRDKPRAIAVNAERGYMYFTNMQDHAAKIERASLDGTEREVLFTTGLIRPVALVVDN
 ALGKLFWVDADLKRIE SCDL SGANRLTLEDANIVQPVGLTVLGRHLYWIDRQQMIERVEKTTGDKRTRV
 QGRVTHLTGIHAVEEVSL EEF SAHPCARDNGGC SHICIAKGDGTPRCSCP VHLVLLQNLTCGEPPTCSP
 DQFACTTGEIDCIPGAWRCDGFPECADQSD EEGCPVCSASQFPCARGQCVDLRLCDGEADCQDRSDEAN
 CDAVCLPNQFRCTSGQCVL IKQQCSFPDCADGSD ELMCEINKPPSDDIPAHSSAIGPVIGIILSLFVMG
 GYVFCQRVMCQRYTGASGPFPH EYVGGAPHVPLNFIAPGGSQHGFPGIPCSKSMSSMSLVGGRGSVP
 LYDRNHVTGASSSSSSSTKATLYPPI LNPPSPATDPSLYNVDFYSSGIPATARPYRYPYIRGMAPPTT
 PCSTDVCDSDYSTSRWSSKYLLDLSNDSDPYPPPTPHSQYLSAEDSCPPSPGTERSCHLFP PPSPC
 TDSS

TRTRPLE - GFP Tag - V

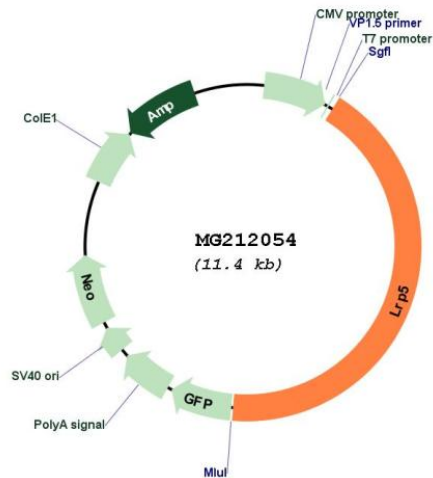
Restriction Sites: SgfI-MluI

Cloning Scheme:

Cloning sites used for ORF Shutting:



Plasmid Map:



ACCN: NM_008513

ORF Size: 4842 bp

OTI Disclaimer: The molecular sequence of this clone aligns with the gene accession number as a point of reference only. However, individual transcript sequences of the same gene can differ through naturally occurring variations (e.g. polymorphisms), each with its own valid existence. This clone is substantially in agreement with the reference, but a complete review of all prevailing variants is recommended prior to use. [More info](#)

OTI Annotation: This clone was engineered to express the complete ORF with an expression tag. Expression varies depending on the nature of the gene.

Components: The ORF clone is ion-exchange column purified and shipped in a 2D barcoded Matrix tube containing 10ug of transfection-ready, dried plasmid DNA (reconstitute with 100 ul of water).

Reconstitution Method:

1. Centrifuge at 5,000xg for 5min.
2. Carefully open the tube and add 100ul of sterile water to dissolve the DNA.
3. Close the tube and incubate for 10 minutes at room temperature.
4. Briefly vortex the tube and then do a quick spin (less than 5000xg) to concentrate the liquid at the bottom.
5. Store the suspended plasmid at -20°C. The DNA is stable for at least one year from date of shipping when stored at -20°C.

RefSeq: [NM_008513.3](#), [NP_032539.2](#)

RefSeq Size: 5172 bp

RefSeq ORF: 4845 bp

Locus ID: 16973

UniProt ID: [Q91VN0](#)

Cytogenetics: 19 A

Gene Summary: Acts as a coreceptor with members of the frizzled family of seven-transmembrane spanning receptors to transduce signal by Wnt proteins. Activates the canonical Wnt signaling pathway that controls cell fate determination and self-renewal during embryonic development and adult tissue regeneration (PubMed:11956231). In particular, may play an important role in the development of the posterior patterning of the epiblast during gastrulation (PubMed:15142971). During bone development, regulates osteoblast proliferation and differentiation thus determining bone mass (PubMed:11956231). Mechanistically, the formation of the signaling complex between Wnt ligand, frizzled receptor and LRP5 coreceptor promotes the recruitment of AXIN1 to LRP5, stabilizing beta-catenin/CTNNB1 and activating TCF/LEF-mediated transcriptional programs (By similarity). Acts as a coreceptor for non-Wnt proteins, such as norrin/NDP. Binding of norrin/NDP to frizzled 4/FZD4-LRP5 receptor complex triggers beta-catenin/CTNNB1-dependent signaling known to be required for retinal vascular development (By similarity). Plays a role in controlling postnatal vascular regression in retina via macrophage-induced endothelial cell apoptosis (PubMed:11956231). [UniProtKB/Swiss-Prot Function]