

Product datasheet for **MG211986**

Synj2 (BC058749) Mouse Tagged ORF Clone

Product data:

Product Type:	Expression Plasmids
Product Name:	Synj2 (BC058749) Mouse Tagged ORF Clone
Tag:	TurboGFP
Symbol:	Synj2
Synonyms:	AI481647; mKIAA0348; SJ2
Mammalian Cell Selection:	Neomycin
Vector:	pCMV6-AC-GFP (PS100010)
E. coli Selection:	Ampicillin (100 ug/mL)
ORF Nucleotide Sequence:	>MG211986 representing BC058749 Red=Cloning site Blue=ORF Green=Tags(s)

TTTTGTAATACGACTCACTATAGGGCGGCCGGGAATTCGTCGACTGGATCCGGTACCGAGGAGATCTGCC
GCC**CGATCGCC**

ATGGCTCTAAGCAAAGGGCTGCGGCTGCTGGCGGGCTGGACCCCACTGGCCCGAGCAGCGTGCTGTTGG
AGGCGCGGGGCCGCGGCGACTGCCTGCTCTTCGAGGCCGCGCAGTGGCCACGCTGGCTCCGGAAGAAAA
GGAAGTCATTAAGGACTGTATAGCAAGCTGACGGATGCCTATGGCTGCCTCGGGGAGCTGAGGTTACAA
TCCGGTGGCGTCCCCTTGAGCTTCTGGTGTGGTGACAGGCTGCATGTCAGTGGCAGAAATCCAGATG
CAGAGATCTACAAAATCACTGCCACTGAGTTGTACCCCTGCAGGAAGAGGCCAAGGAAGAGGACCGCT
GCCACCTTAAAGAAAATCCTGAGCTCAGGGGTGTTCTATTTCCGATGGCCCAATGATGGCGCCTGCTTC
GATCTGACCATCAGGGCTCAGAAACAGGGTGATGACGGCTCTGAATGGGGACCTCTTTCTTCTGGAACC
AGCTATTGCATGTGCCTCTGCGGCAGCACCAGGTGAACCTGTCATAACTGGTTGCTGAAAGTCATCTGTGG
GGTGGTGACCATCCGCACAGTATATGCCTCCCAAGCAGGCCAAGGCCTGTCTCATCTCTCGCATCAGC
TGTGAACGCGCAGGTGCTCGCTTCTCACCCGTGGTGTGAACGATGATGGCCACGTGCCAACTTTGTGG
AGACAGAGCAGACGATTTACATGGATGATGGAGTATCGTCCTTTGTCCAGATCCGAGGCTCCGTTCCGCT
GTTCTGGGAGCAACCAGGACTTCAGGTTGGCTCCCATCATCTGAGACTGCACAGAGGCTAGAGGCCAAC
GCTCCTGCTTTTGAAGGCACATGGTGTCTTGAAGGAGCAATACGGTAAGCAGTGGTTGTGAACCTGC
TGGGTAGCAGAGGCGGTGAAGAGGTGCTCAACAGAGCCTTCAAGAAGTTGCTCTGGGCTTCTTGCCACGC
GGGTGACACACCTATGATAAATTTGACTTCCATCAGTTTGCCAAAGGTAGGAAGCTAGAGAAAATGGAG
AACCTGTTGAGACCTCAGTTACAGCTACACTGGGAAGACTTCGGCGTGTTTGCAGAGGGCGAGAATGTAA
GTCCACGGTTTTCAGAAAGGCACTCTGCGGATGAACTGTCTCGACTGTCTGGATAGAACCAACTGTGCA
GTGCTTCATTGCTCTTGAGGTCCTTCATCTGCAGCTTGAGAGCTTGGGGCTAAATTCAGAGCCATCATT
GACCGTTTGTGGAGTCTTCAAAGCCATGTGGTCTCTGAATGGGCACAGCCTGAGCAAGGTGTTACAG
GGAGCAGGGCCCTGGAAGGAAAGGCCAAGTGGGAAAGCTGAAGGATGGGGCCCGATCCATGTCTCGCAC
CATCCAGTCCAATCTTCGACGGGTGAAGCAGGAGGCCATCAAGCTACTGCTAGTCGGAGATGTCTAC



AATGAAGAGTCTACAGACAAAGGACGGATGCTGCTGGACAACACGGCCCTTCTGGCGACCCCAAGGATCT
TGAAGGCCATGACAGAACGCCAGTCGGAATTCACGAATTTCAAGCGCATCCAGATTGCTGTGGGGACCTG
GAATGTGAACGGAGGAAAGCAATTCCTAGCAATCTCCTGGGACGGCTGAGCTCACGGACTGGCTCCTA
GATGCTCCTCAGCTGTCAGGAGCAGTGGACTCCCAGGATGATGGCAGTCTGCTGACGATTTGCCATCG
GGTTTGAGGAGATGGTGGAACTGAGTGGGAAATATTGTCAATGCCAGCACCACCAACAGGAAGATGTG
GGCGGAGCAGCTCAGAAAGCCATCTCCCGTCCCACGGTACATCCTCTTGACCTCCGCACAGCTGGTG
GGCGTGTCTTTACATCTTTGACGTCCGTACCACGTCCCGTTCATCAGAGACGTGGCCATCGACACCG
TGAAGACCGGCATGGGGGAAAGCGGGGAATAAGGGTGTGTGGGCATCCGCTTCCAGCTCCACAGCAC
CAGTTTCTGCTTCTGTAGCCACCTGACGGCTGGGCGTCTCAGGTGAAGGAGAGGAATGAAGACTAC
CGGGAGATCACGCACAACTCTCCTTCCCTTCGGGGAGAAACATATTTTACATGATTACGTGTTTTGGT
GTGGCGATTTCAACTACCGTATTGATCTTACTTACGAAGAAGTCTTCTATTTTGTAAACGCCAAGACTG
GAAGAACTTATGGAATTCGATCAGTTACAGTTACAGAAATCAAGTGGAAAAATTTTAAAGACTTTCAT
GAAGGAGCCGTTAACTTCGGACCCACTACAAGTATGACGTTGGATCAGCTGCCTACGACACAAGTGACA
AGTGCCGTACCCAGCCTGGACAGACAGGGTGTGTGGTGGAGGAAGAAGCATCCATATGATAAAACAGC
TGGTGAACCTAACCTTCTAGACAGCGATCTAGACGGCGATCCCCAAATCAGACACACCTGGTCTCCAGGC
ACTCTGAAATACTACGGCCGTGACAGAGCTGACGGCGTCTGATCAGACACCTGTGCTGGCCATTGTGGAGG
TGGAGGTTCAAGAGGTGGATGTAGGAGCCCGGAGAGGGTCTTCCAGGAAGTGTCTCTGTCCAAGGCC
GCTGGATGCCACCGTTGTTGTAACCTCCAGTCTCCAACCTAGAAGAGAAAAATGAATTTCCAGAGGAC
CTGCGCACAGAACTTATGCAGACTTTGGGGAATTATGGGACGATTATTCTAGTCAGGATCAACCAAGGGC
AGATGCTGGTGACGTTTGCAGACAGCCACTCGGCTCTCAGTGTGCTGGATGTGGATGGATGAAGGTGAA
AGGCAGGGCCGTGAAGATTGCACAAAGACCAAGATTGGCTAGAAGGCCTGAGAGAGGAGCTTCTCCGG
AAGCGAGACAGCATGGCCCTGTGTCTCCACCCCAACTCCTGCTTGTGGAGGAGAACCTTTCAGTCT
CGACTGAGACTATGAGTCCGAAGGGGATGTTCTTGAAGAGGATGAAGACTATTTAGTGGATGGGTTTGG
CCAGCCTGTAGTCTCAGACAGTGAGCTCGGTGGAGACAACCTTCCGACACCATGAGCTCCTTGACACCC
GCCAGCAAGTCTCCCGCCTGGCTAAAAAGAAGCAACATCCAACATACAAAGCTGGCTTAATGGTGAAGA
AGTCAGCCTCAGACGCGTCCATCTCTTCTGGCACTCATGGACAATATTCCATCTTGACAGACAGGAACT
TCTCCAGGAGCACCCAGCAACCACCAAGGCTAGAAGTGAATAAGTAAACCTTACAACGTCAACACAG
ATCAAACCAACCAACGCTCAGGAGGCAGAAAGCAGCTATCCGGTGTCTCCTGGAAGCTAGCGGAGGGGTCC
CGAATCAGCCCCAGGTGCCATACCCCTGAGAAACCAAGGGTCTTCTAAGCCAGAGGCCACCTGGGGCC
CCCAGCCCTGCCCGCCGGCCTGCTCAAGGGTCCCCTATGAAGAAACCAACTTGGAGGAGACAGGA
AAGCCCATGTTACCAGAAGAAAACCTTGGAGCCACAGCCTGTCCATTTTACAATGGCTTCCAGGAAATGA
ACCTTGAGACCCCTCCTCCAATAACAGCTACTCCATCCCGCCTGTTCCAAACCAAGAACAACCTTACGCC
TGGGAAAGGTGTTGAGGGGAGGCCAAGCAGCGGTAAGCCAGAACCAGATGAAGCTCCTCCGTGACAGGC
ACTGTGGAGTCACCACCTCCAGAGGCCAGGAGGCCCGTCTCTGGCTCCCAAGGTGCCTCCGAGGAGGA
AGAAGTCTGCACCAGCGGCTTCCACCTGCAGGTCCTGCAGAACAACAGCCAAGTCTCCAGGGCCTCAC
GTGCTCCAGCAGTTTCCACCCTCACTGAAGCCCGACACCCACCCGCTCTGTCTACAAGTGGCACTTGGC
ACTTCACTGCCAGAAGCCCTGAAACCCATGGCCCCAGAGTGACAGAGCCCGAGGCGGCCTTTTTCATG
GCAACTATCCAGATCCCTTCTGGAGCCTTCTCCACCACCTAAGCTGTTGAACAATACCTGGCTGTCCAA
GAGCTCCGAGCCTTTAGACGTGGGTCCAGGAACCTGAGAGGACACACAGAGCCGGCACAGGTCAAT
GCATCGTTGGCTGAGAGGGGGCTTCCACCAGACCATGGGGAAAAGACTTAAGTCACTGGGTGACAGCTA
GTAACAAAGACAAGAGGACAACATTAGGTGT

AGCGGACCGACGCGTACGCGGCCGCTCGAG - GFP Tag - GTTTAA

Protein Sequence:

>MG211986 representing BC058749
 Red=Cloning site Green=Tags(s)

MALSKGLRLLARLDPTGPSSVLLLEARGRDCLLFEAGAVATLAPEEKEVIKGLYSKLTDAYGCLGELRLQ
 SGGVPLSFLVLTGCM SVGRIPDAEIIYKITATELYPLQEEAKEEDRLPTLKKILSSGVFYFAWPNDGACF
 DLTIRAQKQGGDSEWGT SFFWNQLLHVPLRQHVNCHNWLKVICGVVTIRT VYASHKQAKACLI SRIS
 CERAGARFLTRGVNDDGHVSNFVETEQT IYMDDGVSSVFQIRGSVPLFWEQPGLQVGS HHLRLHRGLEAN
 APAFERHMVLLKEQYQKQVVVNL LGSRGEEVLNRAFKKLLWASCHAGDTPMINDFHQF AKGRKLEKLE
 NLLRPQLQLHWEDFVFAKGENVSPRFQKGTLRMNCLDCLDRNTVQCFIALEVLHLQLESLGLNSKPII
 DRFVESFKAMWSLNGHLSKVFTGSRALLEGKAKV GKLKDGARMSRTIQSNFFDGVKQEA IAKLLLVGDVY
 NEESTDKGRMLLDNTALLATPRILKAMTERQSEF TNFKRIQI AVGTWVNVGGKQFRSNLLGTAELTDWLL
 DAPQLSGAVDSQDDGSPADVFAIGFEEMVELSAGNIVNASTTNRKMWGEQLQKAI SRSHRYILL TSAQLV
 GVCLYIFVRPYHVPFIRDVAIDTVKTMGGKAGNKGAVGIRFQLHST SFCFVCSHLTAGQSQVKERNEDY
 REITHKLSFSPGRNIFSHDYVFCGDFNYRIDLTYEEVFYFKRQDWKLM EFDQLQLQKSSGKIFKDFH
 EGAVNFGPTYKYDVGSAAYDTS DKCRTPAWTDRVLWWRKKHPYDKTAGELNLLDSDLDGDPQIRHTWSPG
 TLKYYGRAELQASDRPVLAIIVEVQEV DVGARERVFQEVSSVQGPLDATVVVNLQSP TLEEKNEFPED
 LRTELMQTLGNYGTIILVRINQGM LVTFADSHSALSVLDVDG MKVKGRAVKIRPKTKDWLEGLREELLR
 KRDSMAPVSPTANSCLLEENFD FSSLDYESEGDVLEED EDEDYLDVDFGQPVVSDSELGGDNSSDTMSSLTP
 ASKSPALAKKKQHPTYKAGLMVKKSASDASIS SGTGQYSILQTAKLLPGAPQQPPKARTGISKPYNVKQ
 IKTTNAQEAEEAIRCLLEASGGVPESAPGAIPLRNQGS SSKPEATLGPPALPRRPAPRVPTMKKPTLRRTG
 KPMLPEENFEPQPVHFTMASQEMNLET PPPITATPIPPV PKPRTLQPGKGV EGRPSSGKPEPDEAPSVTG
 TVESPPPEAQEAPSLAPKVP RRRKKSAPAAFHLQVLQNN SQVLQGLTCSSSSP SLPKPDTHPLCLQVALG
 TSSARSPETHGPRVTEPEAASFHGNYPDPFWSLLHHPKLLNNTWLSKSSEPLDVGSRNPERTHTPEAQVN
 ASLAERGLPPDHGGKDL SHWVTASNKDKR TTLGV

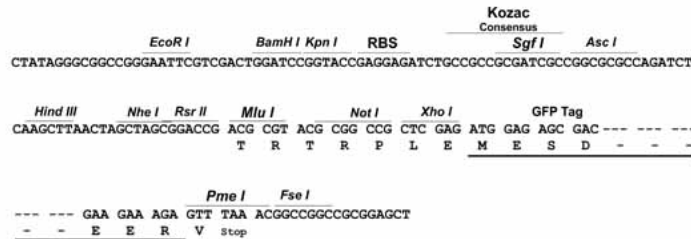
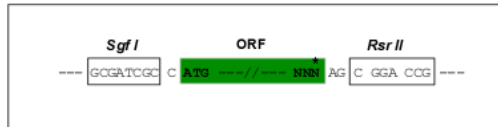
SGPTRRRLE - GFP Tag - V

Restriction Sites:

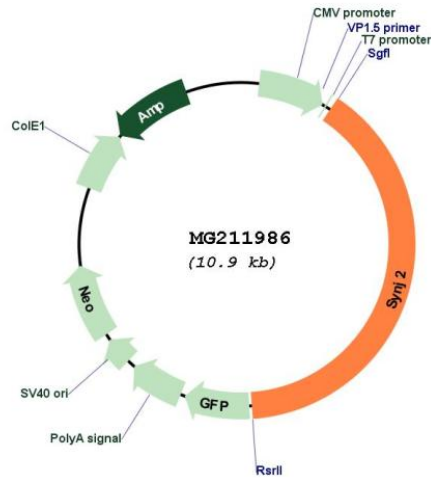
SgfI-RsrII

Cloning Scheme:

Cloning sites used for ORF Shuttling:



Plasmid Map:



ACCN: BC058749

ORF Size: 4304 bp

OTI Disclaimer: The molecular sequence of this clone aligns with the gene accession number as a point of reference only. However, individual transcript sequences of the same gene can differ through naturally occurring variations (e.g. polymorphisms), each with its own valid existence. This clone is substantially in agreement with the reference, but a complete review of all prevailing variants is recommended prior to use. [More info](#)

OTI Annotation: This clone was engineered to express the complete ORF with an expression tag. Expression varies depending on the nature of the gene.

Components: The ORF clone is ion-exchange column purified and shipped in a 2D barcoded Matrix tube containing 10ug of transfection-ready, dried plasmid DNA (reconstitute with 100 ul of water).

Reconstitution Method:

1. Centrifuge at 5,000xg for 5min.
2. Carefully open the tube and add 100ul of sterile water to dissolve the DNA.
3. Close the tube and incubate for 10 minutes at room temperature.
4. Briefly vortex the tube and then do a quick spin (less than 5000xg) to concentrate the liquid at the bottom.
5. Store the suspended plasmid at -20°C. The DNA is stable for at least one year from date of shipping when stored at -20°C.

RefSeq: [BC058749](#), [AAH58749](#)

RefSeq Size: 4841 bp

RefSeq ORF: 4304 bp

Locus ID: 20975

Cytogenetics: 17 3.59 cM

Gene Summary: Inositol 5-phosphatase which may be involved in distinct membrane trafficking and signal transduction pathways. May mediate the inhibitory effect of Rac1 on endocytosis (By similarity).[UniProtKB/Swiss-Prot Function]