

Product datasheet for **MG211149**

Snd1 (NM_019776) Mouse Tagged ORF Clone

Product data:

Product Type:	Expression Plasmids
Product Name:	Snd1 (NM_019776) Mouse Tagged ORF Clone
Tag:	TurboGFP
Symbol:	Snd1
Synonyms:	AL033314; Tudor-SN
Mammalian Cell Selection:	Neomycin
Vector:	pCMV6-AC-GFP (PS100010)
E. coli Selection:	Ampicillin (100 ug/mL)



[View online »](#)

ORF Nucleotide Sequence:

>MG211149 representing NM_019776
 Red=Cloning site Blue=ORF Green=Tags(s)

TTTTGTAATACGACTCACTATAGGGCGGCCGGGAATTCGTCGACTGGATCCGGTACCGAGGAGATCTGCC
 GCC**CGCATCGCC**

ATGGCCTCTCCGCGCAGAGCAGCGGCTCTCCGGGGACCCCGGTCACCACCGTGCAGCGGGGCATCG
 TCAAGATGGTCTCTCTGGGTGCCCATAAATTGTCCGAGGGCAGCCCCGGGGTGGTCTCTCTGAGAG
 GCAGATCAACCTCAGCAACATTCGAGCTGGAAATCTTGCCCGTCGGGCAGCTGCCACACAACCAGATGGG
 AAGGACACCCCGGATGAGCCCTGGGCATTTCTGCCCGAGAGTTCCTTCGCAAGAAGCTGATTGGGAAAAG
 AAGTCTGTTTACGATAGAAAACAAGACTCCCCAGGGACGAGAGTATGGGATGATCTACCTAGGAAAAGA
 TACTAATGGGAAAACATTGCAGAGTCGCTAGTTGCAGAAAGGCTTGCCACCCGGAGAGAAGGCATGAGA
 GCCAACAAACCAGAGCAGAACCAGCTTTTTCAGAAATGCGAGGAACAAGCAAAGGCATCGAAGAAAGGGATG
 GGAGTGAGGGCAACGGTTCACACACCATCCGGGACCTCAAGTACACCATTGAGAACCCAAGGCATTTGT
 GGACTCACACCACCAGAAGCCAGTCAATGCTATCATTGAGCATGTTTCGAGACGGCAGTGTGGTCCGGGCC
 CTGCTCCTTCCAGGTCAACACCTTGTCAACGTCATGCTCTCAGGGATTAAGTGCCCAACCTTCCGTCGGG
 AAACAGATGGGAGTGAACCGCCGAGCCCTTCGCTGCAGAAGCCAAGTTTTTTCACCGAGTCTCGACTGCT
 TCAGAGAGATGTTTTCAGATCATTCTGGAGAGCTGCCACAATCAGAACCTTCTGGGTACCATCTCCACCCG
 AATGGTAAACATCACTGAACCTCTCTGAAGGAAGTTTTGCCCGCTGTGTGGACTGGTCAATTGCAGTTT
 ACACCCGGGGTGCAGAAAAGCTGAGGGCAGCTGAGAGGTTTTGCCAAGGAGCGCAGGCTGAGAATATGGAG
 AGACTATGTGCCCTCCACTGCTAATTTGGACAAAAGGACAAGCAGTTCGTTGCCAAGGTCATGCAGGTT
 TTGAATGCTGATGCCATTGTTGTGAAGCTGAATTTCTGGAGACTACAAGACCATCCACCTGTCAAGCATCC
 GACCACCAAGGTTGGAGGGAGACAACATACAGGATAAGAACAAGAAGCTCCGGCCCTGTATGACATCCC
 CTACATGTTTGGAGCCCGCAATTTCTTCGAAAAAAGCTCATTGGGAAGAAGTCAATGTGACTGTGGAC
 TACATTAGACCAGCCAGCCAGCCACAGAAACGGTGCCTGCCTTTTTCCGAGCGTACCTGTGCCACTGTCA
 CCATTGGAGGAATAAACATTGCTGAGGCCCTCGTCAGCAAAGGCCTGGCCACAGTGCATGATACCGGCA
 GGATGACGACCAGAGGTCTTACACTACGATGAGCTGCTAGTGCAGAGGCCAGAGCTATTAAGAATGGC
 AAAGGATTACACAGCAAGAAGGAGGTGCCATCCACCGAGTTGCAGACATTTCTGGGGACACCCAGAAAAG
 CAAAGCAGTTCCTGCCCTTCTTTCAGCGGGCAGGCCGTTCTGAGGCTGTGGTGGAGTATGTCTTCAGTGG
 CTCTCGCCTCAAGCTCTATTTACCTAAGGAGACCTGCCTCATCACCTTCTGCTGGCCGGCATTGAATGT
 CCCAGAGGAGCACGGAATCTCCCGGCTTGGTGCAGGAAGGAGAGCCATTAGCGAGGAGGCCACACTTT
 TCACCAAGGAAGTGTGCTGCAGCGAGAGGTGGAGGTAGAGGTAGAGAGCATGGATAAGGCTGGCAACTT
 CATTGGCTGGCTGCACATGGATGGGGCTAACCTGTCTGTCTGCTGGTGGAGCAAGCGCTGTCCAAGGTC
 CACTTCACTGCTGAGCGCAGTGCCTACTACAAGCCTCTCCTGTCTGCTGAGGAAGCTGCCAAGCAGAGGA
 AAGAGAAGGTCTGGGCCACTATGAGGAGCGGCCCTGTGGAGGAGGTATGCCTGTGCTGGAGGAGAAGGA
 GCGCTCTGCCAGCTACAAGCCGGTGTGTTGTGACCGAGATCACAGATGACCTGCATTCTATGTGCAAGAT
 GTGGAGACTGGCACCCAGCTGGAAAAGCTGATGGAGAACATGCGCAATGACATCTCCAGTCAACCCTCTG
 TTGAGGGGTCCTATGCCCCCGCCGGGGAGAGTTCTGCATTGCCAAATTTGTAGATGGAGAATGGTACCG
 CGCCCGGGTAGAAAAGGTGGAGTCCCCTGCCAAAGTGCATGCTTCTACATCGACTACGGCAACAGAGAG
 ATCCTGCCATCCACCCGCTGGGCACCCTACCACCTGCCTTCAGCACGCGTGTATTGCCAGCTCAAGCCA
 CAGAGTATGCCTTCGCTTTCATCCAGGTGCCCAAGATGAGGACGCTCGCACAGATGCTGTGGACAGTGT
 GGTGCGGGACATCCAAAACACTCAGTGCCTGCTCAACGTGGAGCACCTGAGCGCCAGCTGCCCCATGTC
 ACTCTGCAGTTTGCAGATTTCAAGGGCGATGTGGGACTGGGCTGGTGAAGGAAGGGCTGGTATGGTGG
 AGGTGCGCAAGGAGAAGCAGTTCAGAAAAGTATCACAGAATACCTGAATGCCAGGAATCAGCCAAGAG
 TGCCAGGCTGAACCTGTGGCGCTATGGAGACTTCCGCGCTGATGACGCTGATGAGTTGGCTACAGTCGC

AGCGGACCGACGCGTACGCGGCCGCTCGAG - GFP Tag - GTTTAA

Protein Sequence: >MG211149 representing NM_019776
 Red=Cloning site Green=Tags(s)

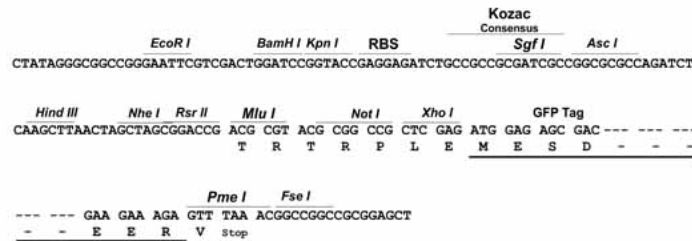
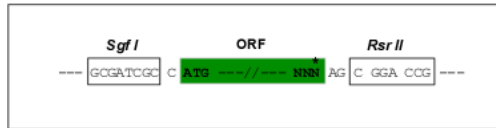
MASSAQSSGSSGGPAVPTVQRGIVKMVLSGCAIIVRGQPRGGPPPERQINLSNIRAGNLRRAAATQPDG
 KDTPDEPWAFPAREFLRKKLIGKEVCFITENKTPQGREYGMIIYLKDTNGENIAESLVAEGLATRREGMR
 ANNPEQNRLSECEEQAKASKKGMWSEGNCSHTIRDLYTIENPRHFVDSHHQKPVNAIEHVRDGSVVRA
 LLLPGHHLVTVMLSGIKCTFRRETDGSETPEPFAAEAKFFTESRLLQRDVQIILESCHNQNLGTLHP
 NGNITELLLKEGFARCVDSIAVYTRGAEKLRRAERFAKERRLRIRWDYVPPTANLDQKDKQFVAKVMQV
 LNADAIIVKLNSGDYKTIHLSIRPPRLEGDNIQDKNKKLRPLYDIPYMFAREFLRKKLIGKKNVNTVD
 YIRPASPATETVPAFSERTCATVTIGGINIAEALVSKGLATVIRYRQDDQDSSHYDELLAAEARAIKNG
 KGLHKKKEVPIHRVADISGDTQKAKQFLPFLQRAGRSEAVVEYVSGSRLKLYLPKETCLITFLLAGIEC
 PRGARNLPGLVQEGEPFSEEATLFTKELVLQREVEVEVESMDKAGNFIGWLHMDGANL SVLLVEQALSKV
 HFTAERSAYYKPLL SAEAAKQRKEKVAHYEERPVEEVMPVLEEKERSASYKPVFVTEITDDLHFYVQD
 VETGTQLEKLMENMRNDISSHPPVEGSYAPRRGEFCIAKFVDGEWYRARVEKVESPAKVHVFIYIDYGNRE
 ILPSTRGLTLPAPSTRVLPQATEYAFAFIQVPQDEEDARTDAVDSVVRDIQNTQCLLNVEHL SASCPHV
 TLQFADSKGDVGLGLVKEGLVMVEVRKEKQFQKVITEYLNQESAKSARLNLWRYGDFRADDADDFGYSR

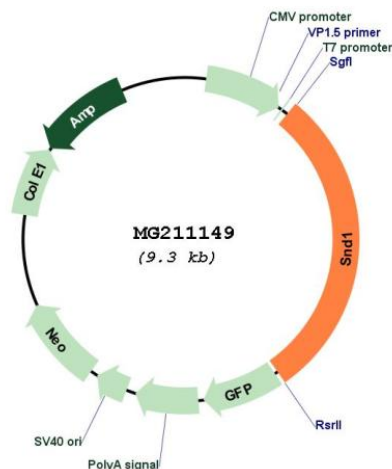
SGPTRRRLE - GFP Tag - V

Restriction Sites: SgfI-RsrII

Cloning Scheme:

Cloning sites used for ORF Shuttling:



Plasmid Map:


ACCN: NM_019776

ORF Size: 2730 bp

OTI Disclaimer: The molecular sequence of this clone aligns with the gene accession number as a point of reference only. However, individual transcript sequences of the same gene can differ through naturally occurring variations (e.g. polymorphisms), each with its own valid existence. This clone is substantially in agreement with the reference, but a complete review of all prevailing variants is recommended prior to use. [More info](#)

OTI Annotation: This clone was engineered to express the complete ORF with an expression tag. Expression varies depending on the nature of the gene.

Components: The ORF clone is ion-exchange column purified and shipped in a 2D barcoded Matrix tube containing 10ug of transfection-ready, dried plasmid DNA (reconstitute with 100 ul of water).

Reconstitution Method:

1. Centrifuge at 5,000xg for 5min.
2. Carefully open the tube and add 100ul of sterile water to dissolve the DNA.
3. Close the tube and incubate for 10 minutes at room temperature.
4. Briefly vortex the tube and then do a quick spin (less than 5000xg) to concentrate the liquid at the bottom.
5. Store the suspended plasmid at -20°C. The DNA is stable for at least one year from date of shipping when stored at -20°C.

RefSeq: [NM_019776.2](#), [NP_062750.2](#)

RefSeq Size: 3482 bp

RefSeq ORF: 2733 bp

Locus ID: 56463

UniProt ID: [Q78PY7](#)

Cytogenetics: 6 A3.3

Gene Summary:

Endonuclease that mediates miRNA decay of both protein-free and AGO2-loaded miRNAs (By similarity). As part of its function in miRNA decay, regulates mRNAs involved in G1-to-S phase transition (By similarity). Functions as a bridging factor between STAT6 and the basal transcription factor (By similarity). Plays a role in PIM1 regulation of MYB activity (By similarity). Functions as a transcriptional coactivator for STAT5 (PubMed:12819296). [UniProtKB/Swiss-Prot Function]