

Product datasheet for **MG210760**

Vcp (BC049114) Mouse Tagged ORF Clone

Product data:

Product Type:	Expression Plasmids
Product Name:	Vcp (BC049114) Mouse Tagged ORF Clone
Tag:	TurboGFP
Symbol:	Vcp
Synonyms:	p97, CDC48, 3110001E05
Mammalian Cell Selection:	Neomycin
Vector:	pCMV6-AC-GFP (PS100010)
E. coli Selection:	Ampicillin (100 ug/mL)



[View online »](#)

ORF Nucleotide Sequence:

>MG210760 representing BC049114
 Red=Cloning site Blue=ORF Green=Tags(s)

TTTTGTAATACGACTCACTATAGGGCGGCCGGGAATTCGTCGACTGGATCCGGTACCGAGGAGATCTGCC
 GCC**CGATCGCC**

ATGGCCTCTGAGCCGATTCAAAGGTGATGATTTATCAACAGCCATTCTCAAACAGAAGAACCACCCA
 ATCGGTTAATTGTTGATGAAGCCATCAATGAAGATAACAGCGTGGTGTCTTGTCCAGCCCAAGATGGA
 TGAAGTGCAGTTGTTCCGAGGTGACACGGTGTGCTAAAAGGAAAAGAAAAGACGGGAAGCTGTATGCATT
 GTTCTTTCTGATGACACGTGTTCTGATGAGAAGATTGCAATGAATAGAGTTGTTCCGGAATAACCTCCGAG
 TTCGCCTAGGAGATGTCATCAGCATCCAGCCATGCCCTGATGTAAGTATGGCAAACGTATCCACGTTCT
 ACCCATCGATGACACAGTGAAGGCATCACTGGCAATCTCTTTGAGGTATACCTAAGCCGTA CTCTCTG
 GAAGCTTATCGGCCATCCGTAAGGAGATATTTTCTGTCCGGGTGGGATGCGTGTGTGGAGTTCA
 AAGTTGTAGAGACAGATCCAGCCCTTACTGTATTGTTGCTCCAGACACAGTGTCCACTGTGAGGGGA
 GCCAATCAAGCGAGAGGATGAGGAGGAATCCTTGAATGAAGTAGGCTATGATGACATCGGTGTTGCAGG
 AAGCAGCTAGCTCAGATAAAGGAGATGGTGGAGCTGCCACTGAGACATCTGCGCTCTTAAAGCGATTG
 GTGTAAGCCTCCTCGGGGAATCTGTTGTATGGCCTCCTGGGACAGGGAAGACCTGATTGCTCGAGC
 TGTGGCAAATGAACTGGAGCCTTCTTCTTCTGATCAATGGTCTGAAATCATGAGCAAATGGCTGGT
 GAGTCTGAGAGCAACCTTCGTAAGCCTTTGAGGAAGCTGAAAAGAAATGCTCCTGCTATCATCTTCATCG
 ATGAGCTTGATGCCATTGCACCCAAAAGAGAGAAAACCTCATGGGGAAGTGGAGCGTCGCATCGTGTCTCA
 GTTGTGACCCCTCATGGATGGCCTAAAGCAGAGAGCACATGTGATAGTTATGGCAGCAACCAATAGACCC
 AACAGCATTGACCAGCCCTACGGCGATTTGGTCGCTTTGACAGAGAGGTAGATATTGGAATACCTGATG
 CTACAGGACGTTTGAGATTCTTCAGATCCATACCAAGAACATGAACTGGCAGATGATGTGGACTTGG
 ACAGGTAGCCAATGAGACTCATGGTCATGTTGGTGTGATTTGGCAGCCCTATGTTGAGAGGCTGCTCTG
 CAGGCCATCCGGAAAAAATGGACCTCATTGACCTAGAAGATGAGACCATTGATGCTGAGGTCATGAATT
 CCCTGGCAGTTACTATGGATGACTTCCGGTGGGCTTTGAGTCAAAGCAACCCATCAGCACTTCGGGAAAC
 TGTGGTAGAGGTGCCACAAGTAACCTGGGAAGATATTGGAGGCCTGGAGGATGTCAAACGTGAGCTTCAG
 GAGTTGGTTCAGTATCCTGTGGAACATCCAGACAAATCCTCAAATTTGGCATGACTCCCTCAAAGGCG
 TTCTTTTCTATGGACCTCCTGGCTGTGGGAAAACCTTACTGGCTAAAGCCATTGCTAATGAATGCCAGGC
 CAACTTCATCTCCATCAAGGGTCTGAGCTGCTTACCATGTGGTTTGGGGAATCTGAGGCCAATGTCCGG
 GAAATTTTGGACAAGGCACGGCAAGCTGCCCCCTGTGTACTCTTCTTTGATGAGTTAGATTCAATTGCCA
 AGGCTCGAGGTGGTAATATTGGAGATGGTGGTGGAGCTGCTGACCGAGTCATCAATCAGATCCTGACAGA
 AATGGATGGCATGTCTACAAAAAGAATGTGTTTATCATTGGAGCTACCAACAGGCCTGACATCATTGAT
 CCTGCTATCCTAAGACCTGGCCGTCTAGATCAGCTCATTATATCCCCTTCTGATGAGAAGTCCCGTG
 TTGCCATCCTAAAAGCCAATCTGCGAAAGTCCCGAGTTGCCAAGGATGTGGATTGGAGTTCTGGCTAA
 GATGACTAATGGCTTTTCTGGAGCTGATTTGACAGAAATTTGCCAACGGGCTTGTAACTGGCCATTCTGT
 GAATCTATTGAGAGTGAGATTAGGCGAGAACGAGAGAGGCAGACAAATCCATCGGCTATGGAGGTAGAAG
 AGGACGATCCAGTGCCTGAGATCCGACAGATCACTTTGAGGAAGCCATGCGTTTTGCCCGACGTTCTGT
 CAGCGATAATGACATTCGGAAGTATGAAATGTTTCGCCAGACACTGCAGCAGAGTCGAGGTTTTGGCAGC
 TTCAGATTCCTTCAGGGAACCGGGTGGAGCTGGTCCCAGCCAGGCAGTGGAGGTGCCACAGGTGGCA
 GTGTGTACACAGAAGACAATGACGATGACCTGTATGGC

ACGCGTACGCGGCCGCTCGAG - GFP Tag - GTTTAA

Protein Sequence:

>MG210760 representing BC049114
 Red=Cloning site Green=Tags(s)

MASGADSKGDDLSTAILKQKNRPNRLIVDEAINEDNSVSVLSQPKMDELQLFRGDTVLLKGGKRREAVCI
 VLSDDTCSDEKIRMNRVVRNLRVRLGDVISIQPCPDVKYGKRIHVLPIDDTVEGITGNLFEVYLKPYFL
 EAYRPIRKGDIFLVRGGMRAVEFKVETDPSPYCIVAPDTVIHCEGEPIKREDEEESLNEVGYDDIGGCR
 KQLAQIKEMVELPLRHPALFKAIGVKPPRGILLYGPPGTGKTLIARAVANETGAFFFLINGPEIMSKLAG
 ESESNLRKAFAEEAEKNAPAIIFIDELDAIAPKREKTHGEVERRIVSPLLMDGLKQRAHVIVMAATNRP
 NSIDPALRRFGRFDREVDIGIPDATGRLEILQIHTKNMMLADDVDLEQVANETHGHVGDLAALCSEAAL
 QAIRKKMDLIDLEDETIDAEVMNSLAVTMDDFRWALSQSNPSALRETVVEVPQVTWEDIGGLEDVKRELQ
 ELVQYPVEHPDKFLKFGMTPSKGVLFYGGPGCGKTLAKAIANECQANFISIKGPELLTMWFGESEANVR
 EIFDKARQAAPCVLFFDELDSIAKARGGNI GDGGGAADRVINQILTEMDGMSTKKNVFIIGATNRPDIID
 PAILRPGRLDQLIYIPLPDEKSRVAILKANLRKSPVAKVDLEFLAKMTNGFSGADLTEICQRACKLAIR
 ESIESEIRRRERERQTNPSAMEVEEDDPVPEIRRDHFEEAMRFARRSVSDNDIRKYEMFAQTLQQSRGFGS
 FRFPSTGNQGGAGPSQGGGGTGGSVYTEDNDDDLYG

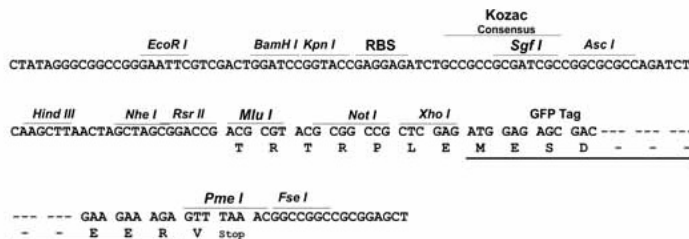
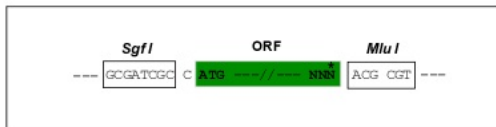
TRTRPLE - GFP Tag - V

Restriction Sites:

Sgfl-MluI

Cloning Scheme:

Cloning sites used for ORF Shutting:



ACCN: BC049114

ORF Size: 2420 bp

OTI Disclaimer: The molecular sequence of this clone aligns with the gene accession number as a point of reference only. However, individual transcript sequences of the same gene can differ through naturally occurring variations (e.g. polymorphisms), each with its own valid existence. This clone is substantially in agreement with the reference, but a complete review of all prevailing variants is recommended prior to use. [More info](#)

OTI Annotation: This clone was engineered to express the complete ORF with an expression tag. Expression varies depending on the nature of the gene.

Components: The ORF clone is ion-exchange column purified and shipped in a 2D barcoded Matrix tube containing 10ug of transfection-ready, dried plasmid DNA (reconstitute with 100 ul of water).

Reconstitution Method:

1. Centrifuge at 5,000xg for 5min.
2. Carefully open the tube and add 100ul of sterile water to dissolve the DNA.
3. Close the tube and incubate for 10 minutes at room temperature.
4. Briefly vortex the tube and then do a quick spin (less than 5000xg) to concentrate the liquid at the bottom.
5. Store the suspended plasmid at -20°C. The DNA is stable for at least one year from date of shipping when stored at -20°C.

RefSeq: [BC049114](#), [AAH49114](#)

RefSeq Size: 2876 bp

RefSeq ORF: 2420 bp

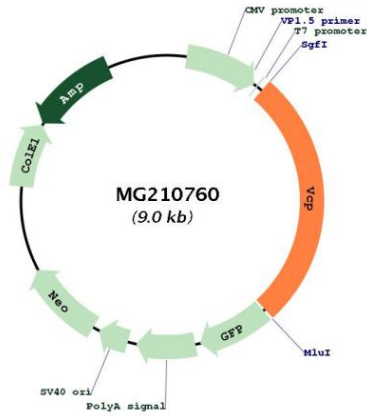
Locus ID: 269523

Cytogenetics: 4 22.95 cM

Gene Summary:

Necessary for the fragmentation of Golgi stacks during mitosis and for their reassembly after mitosis. Involved in the formation of the transitional endoplasmic reticulum (tER). The transfer of membranes from the endoplasmic reticulum to the Golgi apparatus occurs via 50-70 nm transition vesicles which derive from part-rough, part-smooth transitional elements of the endoplasmic reticulum (tER). Vesicle budding from the tER is an ATP-dependent process. The ternary complex containing UFD1, VCP and NPLOC4 binds ubiquitinated proteins and is necessary for the export of misfolded proteins from the ER to the cytoplasm, where they are degraded by the proteasome. The NPLOC4-UFD1-VCP complex regulates spindle disassembly at the end of mitosis and is necessary for the formation of a closed nuclear envelope. Regulates E3 ubiquitin-protein ligase activity of RNF19A. Component of the VCP/p97-AMFR/gp78 complex that participates in the final step of the sterol-mediated ubiquitination and endoplasmic reticulum-associated degradation (ERAD) of HMGCR. Involved in endoplasmic reticulum stress-induced pre-emptive quality control, a mechanism that selectively attenuates the translocation of newly synthesized proteins into the endoplasmic reticulum and reroutes them to the cytosol for proteasomal degradation. Plays a role in the regulation of stress granules (SGs) clearance process upon arsenite-induced response (By similarity). Also involved in DNA damage response: recruited to double-strand breaks (DSBs) sites in a RNF8- and RNF168-dependent manner and promotes the recruitment of TP53BP1 at DNA damage sites. Recruited to stalled replication forks by SPRTN: may act by mediating extraction of DNA polymerase eta (POLH) to prevent excessive translesion DNA synthesis and limit the incidence of mutations induced by DNA damage. Required for cytoplasmic retrotranslocation of stressed/damaged mitochondrial outer-membrane proteins and their subsequent proteasomal degradation. Essential for the maturation of ubiquitin-containing autophagosomes and the clearance of ubiquitinated protein by autophagy. Acts as a negative regulator of type I interferon production by interacting with DDX58/RIG-I: interaction takes place when DDX58/RIG-I is ubiquitinated via 'Lys-63'-linked ubiquitin on its CARD domains, leading to recruit RNF125 and promote ubiquitination and degradation of DDX58/RIG-I. May play a role in the ubiquitin-dependent sorting of membrane proteins to lysosomes where they undergo degradation. May more particularly play a role in caveolins sorting in cells. By controlling the steady-state expression of the IGF1R receptor, indirectly regulates the insulin-like growth factor receptor signaling pathway.[UniProtKB/Swiss-Prot Function]

Product images:



Circular map for MG210760