

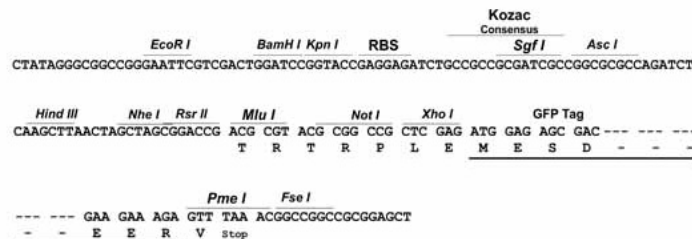
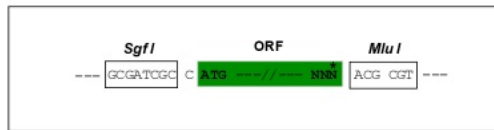
Product datasheet for **MG210649**

Stat5b (NM_011489) Mouse Tagged ORF Clone

Product data:

Product Type: Expression Plasmids
 Product Name: Stat5b (NM_011489) Mouse Tagged ORF Clone
 Tag: TurboGFP
 Symbol: Stat5b
 Mammalian Cell Selection: Neomycin
 Vector: pCMV6-AC-GFP (PS100010)
 E. coli Selection: Ampicillin (100 ug/mL)
 Restriction Sites: SgfI-MluI
 Cloning Scheme:

Cloning sites used for ORF Shuttling:



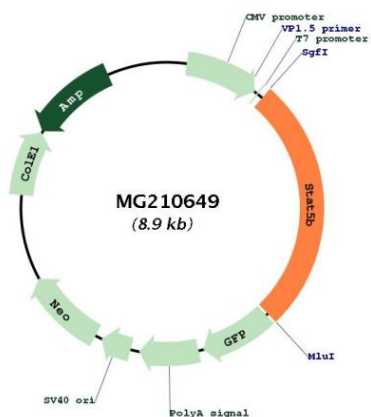
ACCN: NM_011489
 ORF Size: 5252 bp



[View online »](#)

| | |
|-------------------------------|---|
| OTI Disclaimer: | The molecular sequence of this clone aligns with the gene accession number as a point of reference only. However, individual transcript sequences of the same gene can differ through naturally occurring variations (e.g. polymorphisms), each with its own valid existence. This clone is substantially in agreement with the reference, but a complete review of all prevailing variants is recommended prior to use. More info |
| OTI Annotation: | This clone was engineered to express the complete ORF with an expression tag. Expression varies depending on the nature of the gene. |
| Components: | The ORF clone is ion-exchange column purified and shipped in a 2D barcoded Matrix tube containing 10ug of transfection-ready, dried plasmid DNA (reconstitute with 100 ul of water). |
| Reconstitution Method: | <ol style="list-style-type: none">1. Centrifuge at 5,000xg for 5min.2. Carefully open the tube and add 100ul of sterile water to dissolve the DNA.3. Close the tube and incubate for 10 minutes at room temperature.4. Briefly vortex the tube and then do a quick spin (less than 5000xg) to concentrate the liquid at the bottom.5. Store the suspended plasmid at -20°C. The DNA is stable for at least one year from date of shipping when stored at -20°C. |
| RefSeq: | NM_011489.3 , NP_035619.3 |
| RefSeq Size: | 5236 bp |
| RefSeq ORF: | 2361 bp |
| Locus ID: | 20851 |
| UniProt ID: | P42232 |
| Cytogenetics: | 11 63.63 cM |
| Gene Summary: | Carries out a dual function: signal transduction and activation of transcription. Mediates cellular responses to the cytokine KITLG/SCF and other growth factors. Binds to the GAS element and activates PRL-induced transcription. Positively regulates hematopoietic/erythroid differentiation.[UniProtKB/Swiss-Prot Function] |

Product images:



Circular map for MG210649