

## Product datasheet for **MG209827**

### **Nuak1 (NM\_001004363) Mouse Tagged ORF Clone**

#### **Product data:**

Product Type:	Expression Plasmids
Product Name:	Nuak1 (NM_001004363) Mouse Tagged ORF Clone
Tag:	TurboGFP
Symbol:	Nuak1
Synonyms:	AU014801; AW494241; B230104P22Rik; Omphk1
Mammalian Cell Selection:	Neomycin
Vector:	pCMV6-AC-GFP (PS100010)
E. coli Selection:	Ampicillin (100 ug/mL)



[View online »](#)

ORF Nucleotide  
Sequence:

>MG209827 representing NM\_001004363  
Red=Cloning site Blue=ORF Green=Tags(s)

TTTTGTAATACGACTCACTATAGGGCGGCCGGAATTCGTCGACTGGATCCGGTACCGAGGAGATCTGCC  
GCCGCGATCGCC

ATGGAAGGGGCGGCAGTGTCCGCGGCAGGGGATGGCCCTGCTGTAGAGACCGGCTTGCCGGGCTCTCCGC  
TGGAGGCGGTGGCCGGGCGACTGCAGCCCAAGTGGAGCCAGGAAGCCGCACGGGTGAAGCGACATCA  
CCACAAACACAACCTTGAAGCATCGCTATGAGCTGCAAGAGACCCTGGGCAAAGGTACCTACGGCAAAGTC  
AAGAGAGCCACCGAGAGGTTTTTCAGGCCGAGTGGTTGCTATAAAATCCATCCGTAAGGACAAAATTAAGG  
ACGAGCTAGACATGGTTCACATCAGACGAGAGATTGAGATCATGTCATCCCTCAACCATCCTCATATCAT  
CAGTATTTATGAAGTGGTTGAGAACAAAGATAAGATTGTGATCATCATGGAATATGCCAGCAAAGGAGAG  
CTGTATGATTACATCAGTGAGCGCAGGCGCCTCAGCGAGAGGGAGACCAGACACTTCTCCGGCAGATTG  
TGCTGCCGTGCATTACTGTCACAAGAATGGTGTGGTCCACCGGACTTGAAGCTGGAGAACATACTGCT  
TGATGACAACGCAACATTAAGATTGCTGACTTTGGGCTCTCAAACCTGTACCAGAAGGACAAGTCTTG  
CAAACATTTTGTGGGAGCCCACTCTATGCGTCGCCCGAGATTGTCAACGGCAGGCCCTTACCGAGGGCCAG  
AGGTGGACAGCTGGGCCCTGGGTGTCTTGTCTTACACTCTCATTTATGGAACGATGCCCTTCGATGGCTT  
TGATCACAAAAACCTCATCCGGCAGATCAGCAGCGGAGAGTACCGGGAGCCACACAACCCTCAGATGCT  
CGGGGACTCATCCGGTGGATGCTGATGGTGAATCCCGATCGCAGAGCCACCATCGAGGACATCGCCAACC  
ATTGGTGGGTGAAGTGGGCTACAAGAGCAGCGTCTGTGACTGTGATGCCCTTCTGACTCTGAGTCTCC  
ACTCTTGGCAGGATCATCGATTGGCATCACCGTTCACGGGGCTGCAGGCTGAGGCTGAAGCCAAGATG  
AAGGGTCTGGCCAAACCCGGGCGCTCTGAGGTTGTGTTGGAGCGGCAGCGGTCACTGAAGAAGTCCAAGA  
AAGAGAACGACTTCCCCAGTCTGGCCAGGACTCCGTACCTGAAAGCCCATCCAAGCTGAGTTCCAAGAG  
GCCCAAGGGCATCCTGAAGAAACGGAGCAACAGCGAACACCGCTCCACAGCACTGGCTTTATCGAAGGC  
ATTGTGAGCCCTGCCTTACCATCCCTTTCAAATGGAGCAAGATTTGTGCCGACTGCCATCCCCCTCC  
CCAGCTCCCCGAGGCAGATATGTCAGGGAAGCTCAGCCTCAAACAGTCTGCCACGATGCCCAAGAAAGG  
CATCTTAAAAAGACCCAGCAGAGAGAATCTGGCTACTATTATCCCCAGAGCGCAGCGAGTCTCGGAA  
CTGCTGGACAGCAACGATGTGGTCATCAGTGGTGGCTCTCGTCCCTCCCCAGACCCAGCCAGGGGAA  
CTTCCACAGCCTGTCTGCCGGAGGAAGGGCATCTTAAACATAGTAGCAGGTAAGTACTCAGATGGTGGCAC  
AGACCCTGCCCTACCCGCCCTGAAATGCCACACTGGAATCCTTGTACCTCCCGGTGCCCTCCGAT  
GGCATCTCTCGGAGCTACAGTCGCCCGTCCAGTATCATCAGTGTGACAGTGTCTGTCCAGCGACTCTT  
TCGACTTGTAGAGCTTCAAGAGAACCGCCAGCCCGCCAGCGCATCCCGAGCTGCGTCTCTGCTGAAAA  
CTTCTCCAGCTTCAAGACTTTGAGACACCACACAACCGGCCCGGCCAGTACCTGAAGCGGCTGGCA  
GACAGTAGCTTCTCCCTTCTCACTGATATGGACGATGTGACTCAGGTGTATAAGAAAGCGCTGGAGATCT  
GCAGCAAGCTCAAC

ACGCGTACGCGGCCGCTCGAG – GFP Tag – GTTTAA

Protein Sequence: >MG209827 representing NM\_001004363  
 Red=Cloning site Green=Tags(s)

MEGAAVSAAGDGPVETGLPGSPLEAVAGATAAPVEPRKPHGVKRHHKHNLKHRYELQETLGKGTYGKV  
 KRATERFSGRVVAIKSIRKDKIKDELDMVHIRREIEIMSSLNHPHIISIYEVFENKDKIVIMEYASKGE  
 LYDYISERRRLSERETRHFFRQIVSAVHYCHKNGVVHRDLKLENILLDDNCNIKIADFGLSNLYQKDKFL  
 QTFCGSPLYASPEIVNGRPYRGPEVDSWALGVLLYTLIYGTMPFDGFDHKNLIRQISSGEYREPTQPSDA  
 RGLIRWMLMVNPDRRATIEDIANHWWVNWGYKSSVCDALPDSEPLLARIIDWHHRSTGLQAEAEAKM  
 KGLAKPGASEVLERQRLKSKKENDFPQSGQDSVPESPKLSSKRPKGILKKRNSSEHRSHSTGFIEG  
 IVPALPSPFKMEQDLCRTAIPLPSSPEADMSGKLSLKQSATMPKKGILKKTQQRESGYSSPERSESSE  
 LLDSNDVVISGGLSSPPDPARGTSHLSRCKGILKHSRYSDGGTDPALTRPEMPTLESLSPPGVPSD  
 GISRSYSRPSSIISDSDVLSDFSLELQENRPARQRIRSCVSAENFLQLQDFETPHNRPRPQYLKRLA  
 DSSFLLTMDDDVTQVYKKALEICSKLN

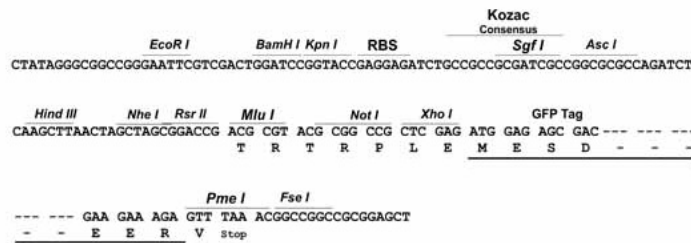
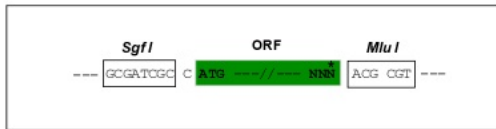
TRTRPLE - GFP Tag - V

Restriction Sites:

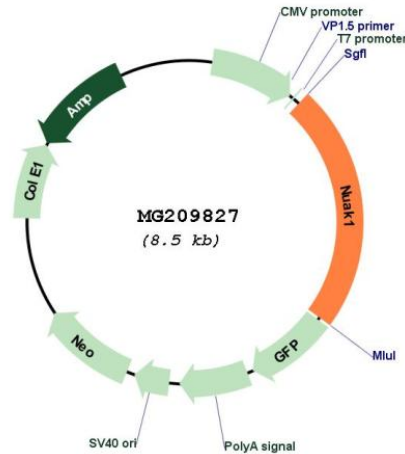
Sgfl-MluI

Cloning Scheme:

Cloning sites used for ORF Shuttling:



## Plasmid Map:



ACCN: NM\_001004363

ORF Size: 1974 bp

**OTI Disclaimer:** The molecular sequence of this clone aligns with the gene accession number as a point of reference only. However, individual transcript sequences of the same gene can differ through naturally occurring variations (e.g. polymorphisms), each with its own valid existence. This clone is substantially in agreement with the reference, but a complete review of all prevailing variants is recommended prior to use. [More info](#)

**OTI Annotation:** This clone was engineered to express the complete ORF with an expression tag. Expression varies depending on the nature of the gene.

**Components:** The ORF clone is ion-exchange column purified and shipped in a 2D barcoded Matrix tube containing 10ug of transfection-ready, dried plasmid DNA (reconstitute with 100 ul of water).

**Reconstitution Method:**

1. Centrifuge at 5,000xg for 5min.
2. Carefully open the tube and add 100ul of sterile water to dissolve the DNA.
3. Close the tube and incubate for 10 minutes at room temperature.
4. Briefly vortex the tube and then do a quick spin (less than 5000xg) to concentrate the liquid at the bottom.
5. Store the suspended plasmid at -20°C. The DNA is stable for at least one year from date of shipping when stored at -20°C.

**RefSeq:** [NM\\_001004363.2](#)

RefSeq Size: 5032 bp

RefSeq ORF: 1977 bp

Locus ID: 77976

UniProt ID: [Q641K5](#)

Cytogenetics: 10 C1

**Gene Summary:** Serine/threonine-protein kinase involved in various processes such as cell adhesion, regulation of cell ploidy and senescence, cell proliferation and tumor progression. Phosphorylates ATM, CASP6, LATS1, PPP1R12A and p53/TP53. Acts as a regulator of cellular senescence and cellular ploidy by mediating phosphorylation of 'Ser-464' of LATS1, thereby controlling its stability. Controls cell adhesion by regulating activity of the myosin protein phosphatase 1 (PP1) complex. Acts by mediating phosphorylation of PPP1R12A subunit of myosin PP1: phosphorylated PPP1R12A then interacts with 14-3-3, leading to reduced dephosphorylation of myosin MLC2 by myosin PP1. May be involved in DNA damage response: phosphorylates p53/TP53 at 'Ser-15' and 'Ser-392' and is recruited to the CDKN1A/WAF1 promoter to participate to transcription activation by p53/TP53. May also act as a tumor malignancy-associated factor by promoting tumor invasion and metastasis under regulation and phosphorylation by AKT1. Suppresses Fas-induced apoptosis by mediating phosphorylation of CASP6, thereby suppressing the activation of the caspase and the subsequent cleavage of CFLAR. Regulates UV radiation-induced DNA damage response mediated by CDKN1A. In association with STK11, phosphorylates CDKN1A in response to UV radiation and contributes to its degradation which is necessary for optimal DNA repair. [UniProtKB/Swiss-Prot Function]