

## Product datasheet for **MG209106**

### Trip4 (NM\_019797) Mouse Tagged ORF Clone

#### Product data:

Product Type:	Expression Plasmids
Product Name:	Trip4 (NM_019797) Mouse Tagged ORF Clone
Tag:	TurboGFP
Symbol:	Trip4
Synonyms:	4930558E03Rik; ASC-1; Asc1; BB191711
Mammalian Cell Selection:	Neomycin
Vector:	pCMV6-AC-GFP (PS100010)
E. coli Selection:	Ampicillin (100 ug/mL)



[View online »](#)

**ORF Nucleotide Sequence:**

>MG209106 representing NM\_019797  
 Red=Cloning site Blue=ORF Green=Tags(s)

TTTTGTAATACGACTCACTATAGGGCGGCCGGGAATTCGTCGACTGGATCCGGTACCGAGGAGATCTGCC  
 GCC**CGCATCGCC**

ATGGCGGTGGCTGGGGCGCGTACCGGGAGCCGCTAGTACACTGGTGCACACAGCAGTTGCAAAAACTT  
 TCGCCCTGGATGTCAGCGAGGAAATCATACAATATGTTTTGTCAATTGAGAATGCTGAAGAAATACGAGA  
 ATATGTGACAGACCTTCTCCAGGAAATGAGGGCAAAAAGGGTCAATTCATAGAAGATCTTATAACCAAA  
 TGGCAAAAGAATGATCAAGAGTTCATCTGATTCTTTCAACAGTGCTTGAGAAAAGTGAATTTTAG  
 ATGGACAGAGATCAGTGGACCAGCTAAAGCGGAGTAGGAGGAAAGGACGAAACAAACAGGAAGTCTCTGC  
 ATTTCTGAACCTGACGTAGCTGTGGAGGTCAAAACACCTTTAGATTTGGCTAAGGCACAAGAAAGCAAC  
 AACTCCGTAAGAAGAAGACAAGATTTGTCAATTTATATAAAGAGAGGGACAGGACAAACTGCAGTCC  
 TGCTTCTGGTCTCACCCGTGTGATTGCCTGGCCAGAAGCACAACTCATCAATAACTGTCTGGTCTG  
 TGGCGGATCGTTTGTGAGCAGGAGGGTTCAGGCCCTGCTTGTCTGTGGCTCTTTGGTGTGACTAAT  
 GAAGAACAGGATATTTACAGCGGGACTCAAACAAAAGTCAGAACTGCTGAAGAAGCTCATGTCAGGGG  
 CAGAGACTTCTGAAAAGGTGGACGTCTCTACCAAGGACCTACTTCTCATCAAGAATCCCGAATGAAGTC  
 TGGTTTGGAGAAGGCTATCAAGCATAAGGAAAACTGTTAGAGTTCGACAGAACGAGTATCCGAAGGACC  
 CAAGTTATTGACGATGAATCAGATTACTTTGCCAGTGATTCTAACCAGTGGCTGTCCAAAGTTGAGCGAG  
 AAATGCTGCAGAAACGAGAGGAGGAGCTGAGAGAACTCCGACATGCCTCCAGACTTTCTAAGAAAGTGAC  
 CATTGACTTCGCGGGCGGAAGATCCTAGAAGTGAATACTAGCAGAGTATCACAGCAGACTAGAT  
 GAGACAATAAGCCATTGCCAGTGGGACTTTGAACCAGTCACTGGTACGTTGGATAGATCTTGTGAAG  
 AGCCTTTGGGAGTCTGGTAAACCCTAACATGTACCAGGCCCTCCTCAGTGGTTGACAACACTGGCTC  
 AACCCACAGAAGAAGACTTCACTCTCGCAGGACCAAGACTAGAGCCAGTTTACATCAGCACCAGCTG  
 CGAATCCAGGACCAAGAATTCCAGGAAGCTTTGATGGCGGCTGGTGCCTGTCTATGCATCAGCCCTGGG  
 CTTCTCTACTTGTGAGGGGATTAAGGGTGGAGGGCAGATCCTGGTACTCCTCACAGAGGAAGACT  
 TTGGATAGCAGCCACGGGAAAAGACTTCCCCTCAGGAAGTCTCAGAATCCAGGCTACCTATCGTCTT  
 CTTCTGGGAAAGATGTGGATTTCCAATGACTATCCGTCGGTTGTCTTCTGGGCTGTGTGGACCTTA  
 TTGATTGCTTGTCCAGAAACAATTTGAGGAGCAGTCCAGACATCAGTCAAGAGTCTGACTCTTCATT  
 TGTTTTCATCTGCAAAAATCCCAGGAAATGGTTGTGAAGTCCCTATTAAGGAAATCCTAAAATCTGG  
 AAAGTGGATTCCAAGATCCATCAAGGAGCAAGAAGGGGTTAATGAAGCAGAATAAAGCTGTC

**ACGCGTACGCGGCCGCTCGAG** – GFP Tag – GTTTAA

**Protein Sequence:**

>MG209106 representing NM\_019797  
 Red=Cloning site Green=Tags(s)

MAVAGAAAYREPLVHWCTQQLQKTFALDVSEEIIQYVLSIENAEIIEYVTDLLQGNKGKQFIEDLITK  
 WQKNDQEFISDSFQQLRKDEILDGQRSVDQLKRSRRKGRNKQEVPAFPEPDVAVEVKTPLDLAKAQESN  
 NSVKKKTRFVNLYTREGQDKLAVLLPGRHPCDCLGQKHKLINNCLVCGRIVCEQEGSGPCLFCGSLVCTN  
 EEQDILQRDSNKSQKLLKLMGAETSGKVDVSTKDLLPHQESRMKSGLEKAIKHKEKLEFDRTSIRRT  
 QVIDDESDFASDSNQWLSKVEREMLQKREEELREL RHASRLSKKVTIDFAGRKILEDENPLAEYHSRLD  
 ETIQAIASGTLNQLVTLDRSCEEPLGVLVNPAMYQAPPQWDNTGSTPQKKTSLSAGPRLEPSLHQHQL  
 RIQDQEFQEGFDGGWCLSMHQPWASLLVRGIKRVESWYTPHRGRLWIAATGKRPSQEVSELQATYRL  
 LRGKDVFPNDYPSGCLLGCVDLIDCLSQKQFQEQFPDISQESDSFVFICKNPQEMVVKFPIKGNPKIW  
 KLDSKIHQGAKKGLMKQNKAV

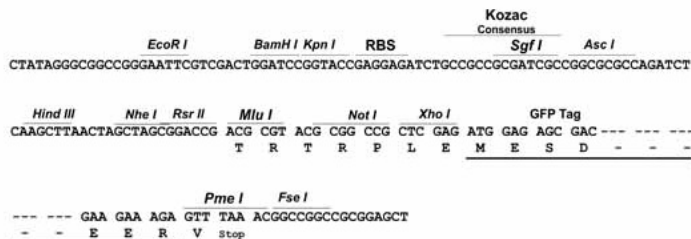
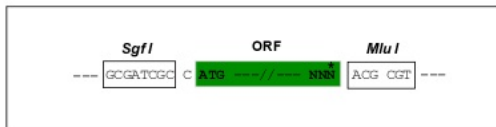
**TRTRPLE** – GFP Tag – V

**Restriction Sites:**

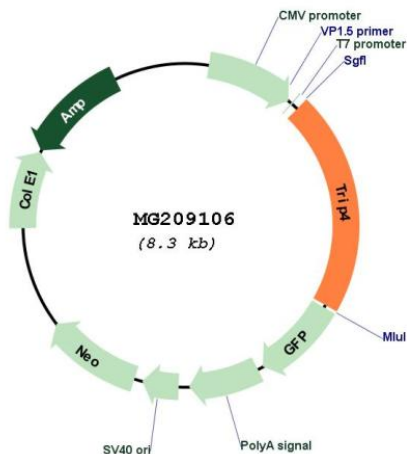
SgfI-MluI

**Cloning Scheme:**

Cloning sites used for ORF Shutting:



**Plasmid Map:**



ACCN: NM\_019797

ORF Size: 1743 bp

<b>OTI Disclaimer:</b>	The molecular sequence of this clone aligns with the gene accession number as a point of reference only. However, individual transcript sequences of the same gene can differ through naturally occurring variations (e.g. polymorphisms), each with its own valid existence. This clone is substantially in agreement with the reference, but a complete review of all prevailing variants is recommended prior to use. <a href="#">More info</a>
<b>OTI Annotation:</b>	This clone was engineered to express the complete ORF with an expression tag. Expression varies depending on the nature of the gene.
<b>Components:</b>	The ORF clone is ion-exchange column purified and shipped in a 2D barcoded Matrix tube containing 10ug of transfection-ready, dried plasmid DNA (reconstitute with 100 ul of water).
<b>Reconstitution Method:</b>	<ol style="list-style-type: none"><li>1. Centrifuge at 5,000xg for 5min.</li><li>2. Carefully open the tube and add 100ul of sterile water to dissolve the DNA.</li><li>3. Close the tube and incubate for 10 minutes at room temperature.</li><li>4. Briefly vortex the tube and then do a quick spin (less than 5000xg) to concentrate the liquid at the bottom.</li><li>5. Store the suspended plasmid at -20°C. The DNA is stable for at least one year from date of shipping when stored at -20°C.</li></ol>
<b>RefSeq:</b>	<a href="#">NM_019797.3</a> , <a href="#">NP_062771.2</a>
<b>RefSeq Size:</b>	7172 bp
<b>RefSeq ORF:</b>	1746 bp
<b>Locus ID:</b>	56404
<b>UniProt ID:</b>	<a href="#">Q9QXN3</a>
<b>Cytogenetics:</b>	9 C
<b>Gene Summary:</b>	Transcription coactivator which associates with nuclear receptors, transcriptional coactivators including EP300, CREBBP and NCOA1, and basal transcription factors like TBP and TFIIA to facilitate nuclear receptors-mediated transcription. May thereby play an important role in establishing distinct coactivator complexes under different cellular conditions. Plays a role in thyroid hormone receptor and estrogen receptor transactivation (By similarity). Also involved in androgen receptor transactivation (PubMed:12077347). Plays a pivotal role in the transactivation of NF-kappa-B, SRF and AP1. Acts as a mediator of transrepression between nuclear receptor and either AP1 or NF-kappa-B. May play a role in the development of neuromuscular junction (By similarity). May play a role in late myogenic differentiation (PubMed:27008887).[UniProtKB/Swiss-Prot Function]