

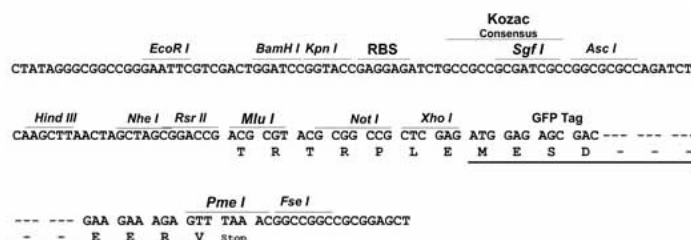
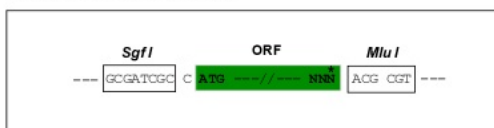
## Product datasheet for **MG207463**

### Smad2 (NM\_010754) Mouse Tagged ORF Clone

#### Product data:

Product Type:	Expression Plasmids
Product Name:	Smad2 (NM_010754) Mouse Tagged ORF Clone
Tag:	TurboGFP
Symbol:	Smad2
Synonyms:	7120426M23Rik; Madh2; Madr2; mMad2; Smad-2
Mammalian Cell Selection:	Neomycin
Vector:	pCMV6-AC-GFP (PS100010)
E. coli Selection:	Ampicillin (100 ug/mL)
Restriction Sites:	SgfI-MluI
Cloning Scheme:	

Cloning sites used for ORF Shuttling:



ACCN: NM\_010754

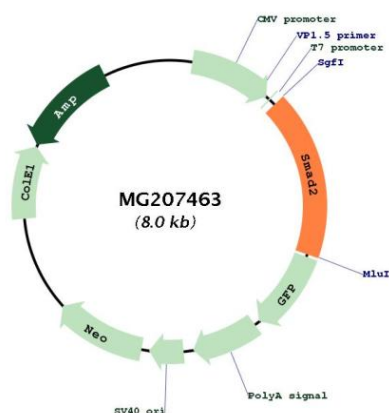
ORF Size: 1401 bp



[View online »](#)

<b>OTI Disclaimer:</b>	The molecular sequence of this clone aligns with the gene accession number as a point of reference only. However, individual transcript sequences of the same gene can differ through naturally occurring variations (e.g. polymorphisms), each with its own valid existence. This clone is substantially in agreement with the reference, but a complete review of all prevailing variants is recommended prior to use. <a href="#">More info</a>
<b>OTI Annotation:</b>	This clone was engineered to express the complete ORF with an expression tag. Expression varies depending on the nature of the gene.
<b>Components:</b>	The ORF clone is ion-exchange column purified and shipped in a 2D barcoded Matrix tube containing 10ug of transfection-ready, dried plasmid DNA (reconstitute with 100 ul of water).
<b>Reconstitution Method:</b>	<ol style="list-style-type: none"> <li>1. Centrifuge at 5,000xg for 5min.</li> <li>2. Carefully open the tube and add 100ul of sterile water to dissolve the DNA.</li> <li>3. Close the tube and incubate for 10 minutes at room temperature.</li> <li>4. Briefly vortex the tube and then do a quick spin (less than 5000xg) to concentrate the liquid at the bottom.</li> <li>5. Store the suspended plasmid at -20°C. The DNA is stable for at least one year from date of shipping when stored at -20°C.</li> </ol>
<b>Note:</b>	Plasmids are not sterile. For experiments where strict sterility is required, filtration with 0.22um filter is required.
<b>RefSeq:</b>	<a href="#">NM_010754.2</a> , <a href="#">NP_034884.2</a>
<b>RefSeq Size:</b>	2513 bp
<b>RefSeq ORF:</b>	1404 bp
<b>Locus ID:</b>	17126
<b>UniProt ID:</b>	<a href="#">Q62432</a>
<b>Cytogenetics:</b>	18 51.42 cM
<b>Gene Summary:</b>	Receptor-regulated SMAD (R-SMAD) that is an intracellular signal transducer and transcriptional modulator activated by TGF-beta (transforming growth factor) and activin type 1 receptor kinases. Binds the TRE element in the promoter region of many genes that are regulated by TGF-beta and, on formation of the SMAD2/SMAD4 complex, activates transcription. May act as a tumor suppressor in colorectal carcinoma. Positively regulates PDPK1 kinase activity by stimulating its dissociation from the 14-3-3 protein YWHAQ which acts as a negative regulator (By similarity).[UniProtKB/Swiss-Prot Function]

## Product images:



Circular map for MG207463