OriGene Technologies, Inc.
9620 Medical Center Drive, Ste 200
Rockville, MD 20850, US
Phone: +1-888-267-4436
https://www.origene.com
techsupport@origene.com
EU: info-de@origene.com
CN: techsupport@origene.cn

Product datasheet for MG207381

Eef1a1 (NM_010106) Mouse Tagged ORF Clone

Product data:

Product Type:	Expression Plasmids
Product Name:	Eef1a1 (NM_010106) Mouse Tagged ORF Clone
Tag:	TurboGFP
Symbol:	Eef1a1
Synonyms:	MGC7551; MGC8115; MGC8209; MGC18758; MGC27859; MGC102592; MGC103271; MGC118397
Mammalian Cell Selection:	Neomycin
Vector:	pCMV6-AC-GFP (PS100010)
E. coli Selection:	Ampicillin (100 ug/mL)

View online »

This product is to be used for laboratory only. Not for diagnostic or therapeutic use.
©2024 OriGene Technologies, Inc., 9620 Medical Center Drive, Ste 200, Rockville, MD 20850, US

ORF Nucleotide Sequence:

>MG207381 representing NM_010106
Red=Cloning site Blue=ORF Green=Tags(s)

TTTTGTAATACGACTCACTATAGGGCGGCCGGGAATTCGTCGACTGGATCCGGTACCGAGGAGATCTGCC
GCCGCGATCGCC

ATGGGAAAGGAAAAGACTCACATCAACATCGTCGTAATCGGACACGTAGATTCCGGCAAGTCCACCACAA
CCGGCCACCTGATCTACAAATGTGGTGGAATCGACAAGCGAACCATCGAAAAGTTTGAGAAAGAGGCTGC
TGAGATGGGAAAGGGCTCCTTCAAGTACGCCTGGGTCTTAGACAAACTGAAAGCTGAGCGTGAGCGTGGT
ATCACTATTGACATCTCCCTGTGGAAATTCGAGACCAGCAAATACTATGTGACCATCATTGATGCCCCAG
GACACAGAGACTTCATCAAAAACATGATTACAGGCACATCCCAGGCTGACTGTGCTGTCCTGATTGTTGC
TGCTGGTGTTGGTGAATTTGAAGCTGGTATCTCCAAGAACGGGCAGACCCGCGAGCATGCTCTTCTGGCT
TACACCCTGGGTGTGAAACAGCTGATTGTTGGTGTCAACAAAATGGATTCCACCGAGCCACCATACAGTC
AGAAGAGATACGAGGAAATCGTTAAGGAAGTCAGCACCTACATTAAGAAAATTGGCTACAACCCTGACAC
AGTAGCATTTGTGCCAATTTCTGGTTGGAATGGTGACAACATGCTGGAGCCAAGTGCTAATATGCCTTGG
TTCAAGGGATGGAAAGTCACCCGCAAAGATGGCAGTGCCAGTGGCACCACGCTGCTGGAAGCTTTGGATT
GTATCCTACCACCAACTCGTCCAACTGACAAGCCTCTGCGACTGCCCCTCCAGGATGTCTATAAAATTGG
AGGCATTGGCACTGTCCCTGTGGGCCGAGTGGAGACTGGTGTTCTCAAACCTGGCATGGTGGTTACCTTT
GCTCCAGTCAATGTAACAACTGAAGTCAAGTCTGTTGAAATGCACCATGAAGCTTTGAGTGAAGCTCTTC
CTGGGGACAATGTGGGCTTCAATGTAAAGAACGTGTCGGTCAAAGATGTTAGACGAGGCAATGTTGCTGG
TGACAGCAAAAACGACCCACCAATGGAAGCAGCTGGCTTCACTGCTCAGGTGATTATCCTGAACCATCCA
GGCCAAATCAGTGCTGGCTACGCTCCTGTTCTGGATTGTCACACAGCCCACATAGCATGCAAGTTTGCTG
AGCTTAAAGAAAAGATCGATCGTCGTTCTGGTAAGAAGCTGGAAGATGGCCCCAAGTTCCTGAAGTCTGG
CGATGCTGCCATTGTTGATATGGTCCCTGGCAAGCCCATGTGTGTTGAGAGCTTCTCTGACTACCCTCCA
CTTGGTCGCTTTGCTGTTCGTGACATGAGGCAGACAGTTGCTGTGGGTGTCATCAAAGCTGTGGACAAGA
AGGCTGCTGGAGCTGGCAAAGTCACCAAGTCTGCCCAGAAAGCTCAGAAGGCTAAA

ACGCGTACGCGGCCGCTCGAG - GFP Tag - GTTTAA

Protein Sequence:

>MG207381 representing NM_010106
Red=Cloning site Green=Tags(s)

MGKEKTHINIVVIGHVDSGKSTTTGHLIYKCGGIDKRTIEKFEKEAAEMGKGSFKYAWVLDKLKAERERG
ITIDISLWKFETSKYYVTIIDAPGHRDFIKNMITGTSQADCAVLIVAAGVGEFEAGISKNGQTREHALLA
YTLGVKQLIVGVNKMDSTEPPYSQKRYEEIVKEVSTYIKKIGYNPDTVAFVPISGWNGDNMLEPSANMPW
FKGWKVTRKDGSASGTTLLEALDCILPPTRPTDKPLRLPLQDVYKIGGIGTVPVGRVETGVLKPGMVVTF
APVNVTTEVKSVEMHHEALSEALPGDNVGFNVKNVSVKDVRRGNVAGDSKNDPPMEAAGFTAQVIILNHP
GQISAGYAPVLDCHTAHIACKFAELKEKIDRRSGKKLEDGPKFLKSGDAAIVDMVPGKPMCVESFSDYPP
LGRFAVRDMRQTVAVGVIKAVDKKAAGAGKVTKSAQKAQKAK

TRTRPLE - GFP Tag - V

Chromatograms: https://cdn.origene.com/chromatograms/ja3784_a05.zip

Restriction Sites: SgfI-MluI

This product is to be used for laboratory only. Not for diagnostic or therapeutic use.
©2024 OriGene Technologies, Inc., 9620 Medical Center Drive, Ste 200, Rockville, MD 20850, US

Cloning Scheme:

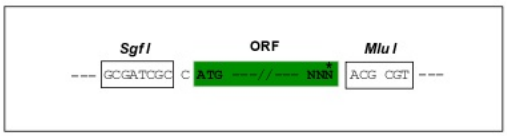

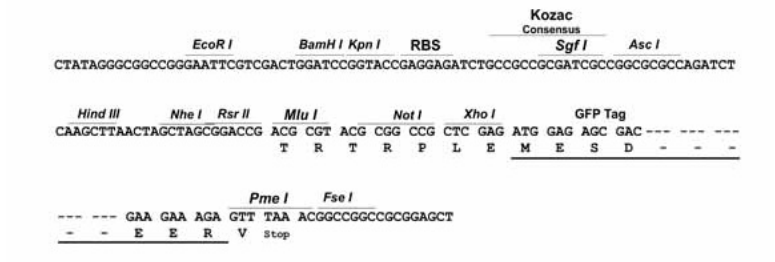

ACCN:	NM_010106
ORF Size:	1386 bp
OTI Disclaimer:	The molecular sequence of this clone aligns with the gene accession number as a point of reference only. However, individual transcript sequences of the same gene can differ through naturally occurring variations (e.g. polymorphisms), each with its own valid existence. This clone is substantially in agreement with the reference, but a complete review of all prevailing variants is recommended prior to use. More info
OTI Annotation:	This clone was engineered to express the complete ORF with an expression tag. Expression varies depending on the nature of the gene.
Components:	The ORF clone is ion-exchange column purified and shipped in a 2D barcoded Matrix tube containing 10ug of transfection-ready, dried plasmid DNA (reconstitute with 100 ul of water).
Reconstitution Method:	1. Centrifuge at 5,000xg for 5min. 2. Carefully open the tube and add 100ul of sterile water to dissolve the DNA. 3. Close the tube and incubate for 10 minutes at room temperature. 4. Briefly vortex the tube and then do a quick spin (less than 5000xg) to concentrate the liquid at the bottom. 5. Store the suspended plasmid at -20°C. The DNA is stable for at least one year from date of shipping when stored at -20°C.
Note:	Plasmids are not sterile. For experiments where strict sterility is required, filtration with 0.22um filter is required.
RefSeq:	NM_010106.2, NP_034236.2
RefSeq Size:	1790 bp
RefSeq ORF:	1389 bp
Locus ID:	13627

This product is to be used for laboratory only. Not for diagnostic or therapeutic use.
©2024 OriGene Technologies, Inc., 9620 Medical Center Drive, Ste 200, Rockville, MD 20850, US

UniProt ID: P10126

Cytogenetics: 9 E1

Gene Summary: This protein promotes the GTP-dependent binding of aminoacyl-tRNA to the A-site of ribosomes during protein biosynthesis. With PARP1 and TXK, forms a complex that acts as a T helper 1 (Th1) cell-specific transcription factor and binds the promoter of IFN-gamma to directly regulate its transcription, and is thus involved importantly in Th1 cytokine production. [UniProtKB/Swiss-Prot Function]

Product images:

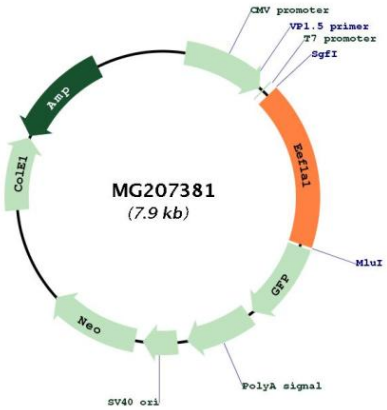

Circular map for MG207381

This product is to be used for laboratory only. Not for diagnostic or therapeutic use.
©2024 OriGene Technologies, Inc., 9620 Medical Center Drive, Ste 200, Rockville, MD 20850, US