OriGene Technologies, Inc.
9620 Medical Center Drive, Ste 200
Rockville, MD 20850, US
Phone: +1-888-267-4436
https://www.origene.com
techsupport@origene.com
EU: info-de@origene.com
CN: techsupport@origene.cn

Product datasheet for MG206856

E2f1 (NM_007891) Mouse Tagged ORF Clone

Product data:

Product Type:	Expression Plasmids
Product Name:	E2f1 (NM_007891) Mouse Tagged ORF Clone
Tag:	TurboGFP
Symbol:	E2f1
Synonyms:	E2F-1; mKIAA4009; Tg(Wnt1-cre)2Sor
Mammalian Cell Selection:	Neomycin
Vector:	pCMV6-AC-GFP (PS100010)
E. coli Selection:	Ampicillin (100 ug/mL)

ORF Nucleotide Sequence:

```
>MG206856 representing NM_007891
Red=Cloning site Blue=ORF Green=Tags(s)

TTTTGTAATACGACTCACTATAGGGCGGCCGGGAATTCGTCGACTGGATCCGGTACCGAGGAGATCTGCC
GCCGCGATCGCC

ATGGCCGTAGCCCCCGCGGGCGGCCAGCACGCGCCAGCGCTGGAGGCCCTGCTCGGGGCGGGCGCGTTGC
GGCTGCTCGACTCCTCGCAGATCGTCATCATCTCCACCGCGCCCGATGTCGGCGCCCCGCAGCTCCCCGC
CGCGCCGCCCACTGGCCCTCGCGATTCTGACGTGCTGCTCTTCGCCACGCCGCAGGCGCCCCGACCCGCG
CCTAGTGCACCGCGCCCGGCTCTCGGCCGCCCGCCGGTGAAACGGAGGCTGGATCTGGAGACTGACCATC
AGTACCTCGCTGGTAGCAGTGGGCCATTCCGGGGCAGAGGCCGCCACCCAGGGAAAGGTGTGAAATCTCC
GGGGGAGAAGTCACGCTATGAAACCTCACTAAATCTGACCACCAAACGCTTCTTGGAGCTGCTGAGCCGC
TCAGCTGACGGTGTCGTTGACCTGAACTGGGCAGCTGAGGTGCTGAAGGTGCAGAAACGGCGCATCTATG
ACATCACCAATGTCCTGGAGGGCATCCAGCTCATTGCCAAGAAGTCCAAGAATCATATCCAGTGGCTAGG
CAGCCACACCATGGTGGGGATTGGTAAGCGGCTTGAAGGCCTGACCCAGGACCTGCAGCAACTGCAGGAG
AGTGAGCAGCAGCTGGATCACCTGATGCACATCTGTACCACACAGCTGCAACTGCTTTCGGAGGACTCCG
ACACCCAGCGCCTGGCCTATGTGACCTGCCAGGACCTTCGCAGCATTGCAGACCCTGCAGAACAGATGGT
CATAGTGATCAAGGCCCCTCCTGAGACCCAACTACAAGCTGTGGATTCTTCAGAGACATTTCAGATCTCC
CTTAAGAGCAAACAAGGCCCCATTGATGTTTTCCTGTGCCCGGAGGAGAGTGCAGACGGGATTAGCCCTG
GGAAGACCTCATGCCAGGAGACATCCTCTGGGGAGGACCGGACTGCAGACTCTGGCCCAGCAGGGCCTCC
ACCATCACCTCCCTCCACATCCCCAGCCTTGGATCCCAGTCAATCCCTGTTGGGCCTGGAGCAAGAAGCA
GTATTGCCACGGATGGGCCACCTGAGGGTCCCTATGGAAGAGGACCAACTGTCACCACTGGTGGCTGCTG
ACTCACTCCTGGAGCATGTTAAAGAAGACTTCTCTGGGCTCCTCCCTGGGGAGTTCATCAGCCTCTCCCC
ACCCCACGAGGCCCTTGACTATCACTTTGGTCTCGAGGAGGGTGAGGGCATTAGAGATCTCTTTGACTGT
GACTTTGGGGACCTGACCCCTCTGGATTTC

ACGCGTACGCGGCCGCTCGAG - GFP Tag -  GTTTAA
```

This product is to be used for laboratory only. Not for diagnostic or therapeutic use.
©2024 OriGene Technologies, Inc., 9620 Medical Center Drive, Ste 200, Rockville, MD 20850, US

View online »

Protein Sequence:

```
>MG206856 representing NM_007891
Red=Cloning site Green=Tags(s)

MAVAPAGGQHAPALEALLGAGALRLLDSSQIVIISTAPDVGAPQLPAAPPTGPRDSDVLLFATPQAPRPA
PSAPRPALGRPPVKRRLDLETDHQYLAGSSGPFRGRGRHPGKGVKSPGEKSRYETSLNLTTKRFLELLSR
SADGVVDLNWAAEVLKVQKRRIYDITNVLEGIQLIAKKSKNHIQWLGSHTMVGIGKRLEGLTQDLQQLQE
SEQQLDHLMHICTTQLQLLSEDSDTQRLAYVTCQDLRSIADPAEQMVIVIKAPPETQLQAVDSSETFQIS
LKSKQGPIDVFLCPEESADGISPGKTSCQETSSGEDRTADSGPAGPPPSPPSTSPALDPSQSLLGLEQEA
VLPRMGHLRVPMEEDQLSPLVAADSLLEHVKEDFSGLLPGEFISLSPPHEALDYHFGLEEGEGIRDLFDC
DFGDLTPLDF

TRTRPLE - GFP Tag -  V
```

Restriction Sites: SgfI-MluI

Cloning Scheme:

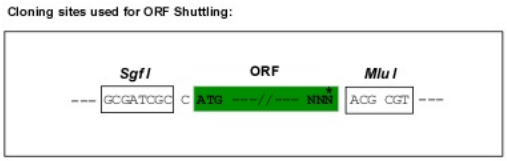

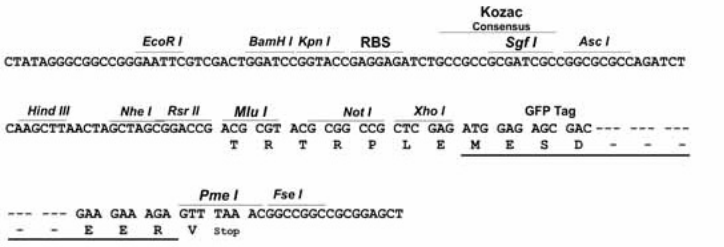

ACCN: NM_007891

ORF Size: 1290 bp

OTI Disclaimer: The molecular sequence of this clone aligns with the gene accession number as a point of reference only. However, individual transcript sequences of the same gene can differ through naturally occurring variations (e.g. polymorphisms), each with its own valid existence. This clone is substantially in agreement with the reference, but a complete review of all prevailing variants is recommended prior to use. More info

OTI Annotation: This clone was engineered to express the complete ORF with an expression tag. Expression varies depending on the nature of the gene.

Components: The ORF clone is ion-exchange column purified and shipped in a 2D barcoded Matrix tube containing 10ug of transfection-ready, dried plasmid DNA (reconstitute with 100 ul of water).

This product is to be used for laboratory only. Not for diagnostic or therapeutic use.
©2024 OriGene Technologies, Inc., 9620 Medical Center Drive, Ste 200, Rockville, MD 20850, US

Reconstitution Method:

1. Centrifuge at 5,000xg for 5min.
2. Carefully open the tube and add 100ul of sterile water to dissolve the DNA.
3. Close the tube and incubate for 10 minutes at room temperature.
4. Briefly vortex the tube and then do a quick spin (less than 5000xg) to concentrate the liquid at the bottom.
5. Store the suspended plasmid at -20°C. The DNA is stable for at least one year from date of shipping when stored at -20°C.

RefSeq: NM_007891.5

RefSeq Size: 2469 bp

RefSeq ORF: 1293 bp

Locus ID: 13555

UniProt ID: Q61501

Cytogenetics: 2 76.79 cM

Gene Summary: Transcription activator that binds DNA cooperatively with DP proteins through the E2 recognition site, 5'-TTTC[CG]CGC-3' found in the promoter region of a number of genes whose products are involved in cell cycle regulation or in DNA replication. The DRTF1/E2F complex functions in the control of cell-cycle progression from G1 to S phase. E2F1 binds preferentially RB1 in a cell-cycle dependent manner. It can mediate both cell proliferation and TP53/p53-dependent apoptosis. Blocks adipocyte differentiation by binding to specific promoters repressing CEBPA binding to its target gene promoters (PubMed:11672531, PubMed:20176812). Positively regulates transcription of RRP1B (By similarity). [UniProtKB/Swiss-Prot Function]

Product images:

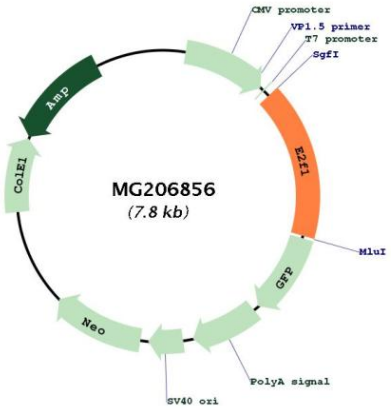

Circular map for MG206856

This product is to be used for laboratory only. Not for diagnostic or therapeutic use.
©2024 OriGene Technologies, Inc., 9620 Medical Center Drive, Ste 200, Rockville, MD 20850, US