

Product datasheet for **MG205665**

Zdhhc20 (NM_029492) Mouse Tagged ORF Clone

Product data:

Product Type:	Expression Plasmids
Product Name:	Zdhhc20 (NM_029492) Mouse Tagged ORF Clone
Tag:	TurboGFP
Symbol:	Zdhhc20
Synonyms:	4930542A17Rik; 5033406L14Rik; A1448102; B230110018Rik; ENSMUSG00000055956; HK11
Mammalian Cell Selection:	Neomycin
Vector:	pCMV6-AC-GFP (PS100010)
E. coli Selection:	Ampicillin (100 ug/mL)
ORF Nucleotide Sequence:	>MG205665 representing NM_029492 Red=Cloning site Blue=ORF Green=Tags(s)

TTTTGTAATACGACTCACTATAGGGCGGCCGGAATTCGTCGACTGGATCCGGTACCGAGGAGATCTGCC
GCC**CGATCGCC**

ATGGCGCCCTGGACACTCTGGCGCTGCTGCCAACCGTGGTGGGCTGGTTCGGTCTTTCATCACCT
TTGTGGTCTGGTCTACTACGCGTACGTGGTGGAGCTGTGCGTGAGTACTATTTCCAGAACAGGAGA
GAAAGGAAAGACCGTTGTTTACCTTGTGGCTTCCATCTGTTCTTTGTTATGTTTGTATGGTCTTATTGG
ATGACAATATTCACGTCTCCTGTAGCCCTTCAAAGAGTTCTACTTGTCAAACCTCTGAGAAGGAGCGTT
ATGAGAAGGAGTTCAGCCAAGAAAGACAGCAAGACATTTTGAGAAGAGCGCAAGAGACCTGCCTATCTA
CACCACATCAGCTTCAAAGGCTATCCGATATTGTGAAAAATGTCAGTTGATTAACCTGACCGAGCCCAT
CACTGCTCAGCATGTGACAGATGTGTTCTTAAGATGGATCATCACTGTCCATGGGTGAATAACTGTGTGG
GATTTACTAATTACAAATTTCTCATGCTGTTTTTGTGATTCTCTACTATATTGCCTTTTTGTGGCTGC
AACAGTTTTAGAGTATTTATAAAATTTTGACGAATGAACCAACAGTTTTAAATTTCCCGACGCAAAAG
TTCCACGACTGTTCTTTTTTTGTGTCTGCAATGTTCTTCGTCACTGTCTCACTATTTAGCTACC
ATTGCTGGCTGGTTGGAAAAATAGAACGACAATAGAATCATTTTCGTGCACCTATGTTTTCTTATGGAAT
AGATGGAATGGTTTCTCTCTTGGATGCAGTAAAAATGGAGACAAGTCTTTGGTGATGAAAAGAAATAT
TGGTAGTTCCAATATTCTCAAGTTTGGGTGATGGTTCAGTTTTCCAGCTCGCCTGTGGGGATGGATC
CAGAACAAGCTTCTGTTGCAAAACAGAGTACTACGTGAGAAGTATTGGCTCAAATCAACCTTTTCTAT
CAAACCACTTAGTGAATCAAAAAACCGCTTATTGGACAGTGAATCTCAGTGGCTAGAGAATGGAGCTGAA
GAAGGAGTCACCAATCAGGGACAATAACCATGTTACAGTGGAAATAGAAAAAT

AG**CGGACCG**ACGCGTACGCGGCCGCTCGAG - GFP Tag - GTTTAA



[View online »](#)

Protein Sequence: >MG205665 representing NM_029492
 Red=Cloning site Green=Tags(s)

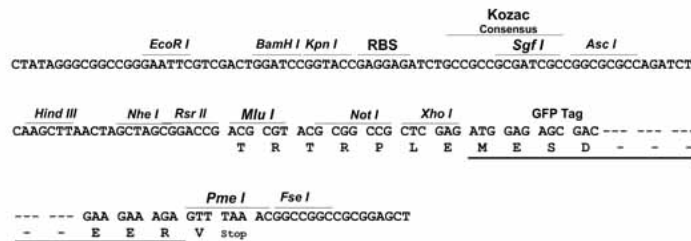
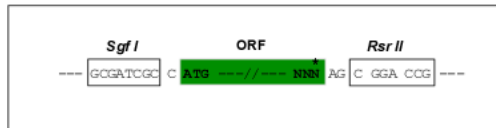
MAPWTLWRCCQRVVGWVPVLFITFVVVWSYAYVVELCVSTISRTGEKGTVVVYLVAFHFFVMFVWSYW
 MTIFTSPASPSKEFYLSNEKERYEKEFSQERQQDILRRAARDLPYITTSASKAIRYCEKQCQLIKPDRAH
 HCSACDRCVLKMDDHPCWVWNCVGFNTYKFFMLFLLYSLLYCLFVAATVLEYFIKFWTNEPTVLFNFP
 FSAK FHVLFVFFVSAMFFVSVLSLFSYHCWLVGKNRTTIESFRAPMFSYGIDGNFSLGCSKNWRQVFGDEK
 KY WLVPIFSSLDGDCSFPARLVGMDPEQASVANQSDYVRSIGSNQPFPIKPLSESKNRLDSESQLENGAE
 EGVTKSGTNNHVTVEIEN

SGPTRRRLE - GFP Tag - V

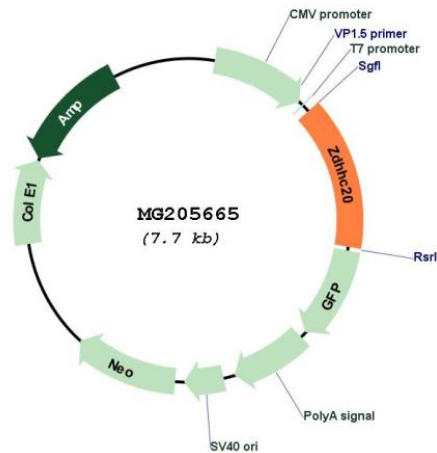
Restriction Sites: SgfI-RsrII

Cloning Scheme:

Cloning sites used for ORF Shuttling:



Plasmid Map:



ACCN: NM_029492

ORF Size:	1104 bp
OTI Disclaimer:	The molecular sequence of this clone aligns with the gene accession number as a point of reference only. However, individual transcript sequences of the same gene can differ through naturally occurring variations (e.g. polymorphisms), each with its own valid existence. This clone is substantially in agreement with the reference, but a complete review of all prevailing variants is recommended prior to use. More info
OTI Annotation:	This clone was engineered to express the complete ORF with an expression tag. Expression varies depending on the nature of the gene.
Components:	The ORF clone is ion-exchange column purified and shipped in a 2D barcoded Matrix tube containing 10ug of transfection-ready, dried plasmid DNA (reconstitute with 100 ul of water).
Reconstitution Method:	<ol style="list-style-type: none">1. Centrifuge at 5,000xg for 5min.2. Carefully open the tube and add 100ul of sterile water to dissolve the DNA.3. Close the tube and incubate for 10 minutes at room temperature.4. Briefly vortex the tube and then do a quick spin (less than 5000xg) to concentrate the liquid at the bottom.5. Store the suspended plasmid at -20°C. The DNA is stable for at least one year from date of shipping when stored at -20°C.
RefSeq:	NM_029492.5
RefSeq Size:	5173 bp
RefSeq ORF:	1107 bp
Locus ID:	75965
UniProt ID:	Q5Y5T1
Cytogenetics:	14 C3
Gene Summary:	Catalyzes palmitoylation of Cys residues on target proteins (PubMed:15603741). Catalyzes palmitoylation of Cys residues in the cytoplasmic C-terminus of EGFR, and modulates the duration of EGFR signaling by modulating palmitoylation-dependent EGFR internalization and degradation. Has a preference for acyl-CoA with C16 fatty acid chains. Can also utilize acyl-CoA with C14 and C18 fatty acid chains (By similarity).[UniProtKB/Swiss-Prot Function]