

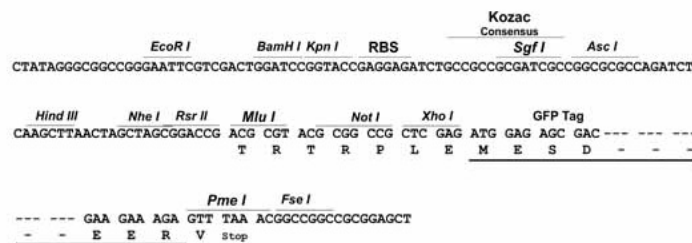
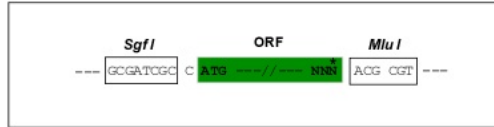
## Product datasheet for **MG205288**

### Wnt7b (NM\_009528) Mouse Tagged ORF Clone

#### Product data:

Product Type:	Expression Plasmids
Product Name:	Wnt7b (NM_009528) Mouse Tagged ORF Clone
Tag:	TurboGFP
Symbol:	Wnt7b
Synonyms:	Wnt-7b
Mammalian Cell Selection:	Neomycin
Vector:	pCMV6-AC-GFP (PS100010)
E. coli Selection:	Ampicillin (100 ug/mL)
Chromatograms:	<a href="https://cdn.origene.com/chromatograms/ja3296_b03.zip">https://cdn.origene.com/chromatograms/ja3296_b03.zip</a>
Restriction Sites:	SgfI-MluI
Cloning Scheme:	

Cloning sites used for ORF Shuttling:



ACCN:	NM_009528
ORF Size:	1047 bp



[View online »](#)

**OTI Disclaimer:** Due to the inherent nature of this plasmid, standard methods to replicate additional amounts of DNA in E. coli are highly likely to result in mutations and/or rearrangements. Therefore, OriGene does not guarantee the capability to replicate this plasmid DNA. Additional amounts of DNA can be purchased from OriGene with batch-specific, full-sequence verification at a reduced cost. Please contact our customer care team at [custsupport@origene.com](mailto:custsupport@origene.com) or by calling 301.340.3188 option 3 for pricing and delivery.

The molecular sequence of this clone aligns with the gene accession number as a point of reference only. However, individual transcript sequences of the same gene can differ through naturally occurring variations (e.g. polymorphisms), each with its own valid existence. This clone is substantially in agreement with the reference, but a complete review of all prevailing variants is recommended prior to use. [More info](#)

**OTI Annotation:** This clone was engineered to express the complete ORF with an expression tag. Expression varies depending on the nature of the gene.

**Components:** The ORF clone is ion-exchange column purified and shipped in a 2D barcoded Matrix tube containing 10ug of transfection-ready, dried plasmid DNA (reconstitute with 100 ul of water).

**Reconstitution Method:**

1. Centrifuge at 5,000xg for 5min.
2. Carefully open the tube and add 100ul of sterile water to dissolve the DNA.
3. Close the tube and incubate for 10 minutes at room temperature.
4. Briefly vortex the tube and then do a quick spin (less than 5000xg) to concentrate the liquid at the bottom.
5. Store the suspended plasmid at -20°C. The DNA is stable for at least one year from date of shipping when stored at -20°C.

**RefSeq:** [NM\\_009528.2](#)

**RefSeq Size:** 3389 bp

**RefSeq ORF:** 1050 bp

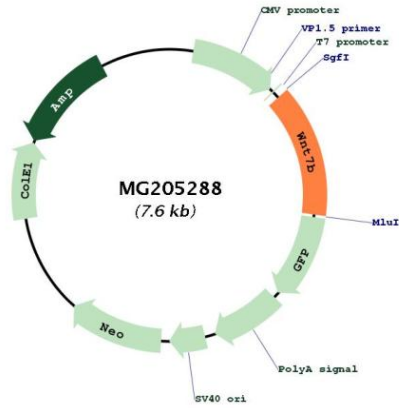
**Locus ID:** 22422

**UniProt ID:** [P28047](#)

**Cytogenetics:** 15 40.39 cM

**Gene Summary:** Ligand for members of the frizzled family of seven transmembrane receptors that functions in the canonical Wnt/beta-catenin signaling pathway (PubMed:15923619, PubMed:28803732). Required for normal fusion of the chorion and the allantois during placenta development (PubMed:11543617). Required for central nervous system (CNS) angiogenesis and blood-brain barrier regulation (PubMed:28803732).[UniProtKB/Swiss-Prot Function]

Product images:



Circular map for MG205288