

## Product datasheet for **MG204996**

### Pex16 (NM\_145122) Mouse Tagged ORF Clone

#### Product data:

Product Type:	Expression Plasmids
Product Name:	Pex16 (NM_145122) Mouse Tagged ORF Clone
Tag:	TurboGFP
Symbol:	Pex16
Mammalian Cell Selection:	Neomycin
Vector:	pCMV6-AC-GFP (PS100010)
E. coli Selection:	Ampicillin (100 ug/mL)
ORF Nucleotide Sequence:	>MG204996 representing NM_145122 Red=Cloning site Blue=ORF Green=Tags(s)

TTTTGTAATACGACTCACTATAGGGCGGCCGGAATTCGTCGACTGGATCCGGTACCGAGGAGATCTGCC  
GCC**CGATCGCC**

ATGGAGAAGCTACGGCTCCTGAGCCTCCGCTACCAGGAGTATGTGACTCGTCATCCAGCCGCCACGGCCC  
AGTTGGAGACGGCTGTGCGGGGCCTCAGTTACCTGCTGGCAGGTCGTTCTCCGATTCACACGAGCTGTC  
TGAAGTGGTGTACTCTGCCTCGAACCTGCTGGTGTGCTCAATGACGGGATCCTGAGGAAGGAGCTTCGA  
AAAAAGTTGCCTGTGTCGCTGTCCAGCAGAAGTTGCTGACATGGCTGAGTGTACTGGAGTGTGTGGAGG  
TGTTTCATGGAGATGGGGCTGCCAAGGTGTGGGCGAAGTAGGCCGTTGGCTCGTCATTGCTCTCATCCA  
GTTGGCCAAGGCCGTCCTGCGCATGCTCCTGCTGATCTGGTTCAAGGCTGGCATTGACAGCTCACCCCC  
ATTGTTCCACTGGACAGGAACTCAGGCACAGCCCTTGATGGTGACCAATCCGGGCAGCCAGGAGC  
CATCATATGTGGGAAACGGTCACACAGAGTGGTGCGAACCTCCAGAACAGCCCATCCCTGCACTCACG  
GTACTGGGAGCCCTCAGCAGCGGAAATTCGGCAGAAACAGCAGCAGGAGGAAGTGGACACACCCCCA  
ACACCTCTGGGTTGCAGGAGACCATTGCAGAGTCTTTGTACATCGCCCGGCCCTGCTGCACTTGTCTCA  
GCCTGGGCTTATGGGTCAGCGATCGTGGACACCCTGGCTACTGTCTGGTGTGGTAGATATGACTAGCCT  
GAGTCTCCTGAGTGACAGGAAGAACTTGACCCAGAGGGAGCGGCTAGAAGTGGGCGTCGCACAATCCTG  
CTGCTATACTACCTGCTACGCTACCGTCTATGACCGCTTCTCTGAAGCCAAGATCCTCTTCTCTGCTCC  
AGCTGCTTACAGACCACATCCCTGGCGTGGGTCTGGTGGCAAGGCCGCTCATGGACTACTTGCCTCCTG  
GCAGAAAATCTATTTCTACAGTTGGGGC

**ACGCGT**ACGCGGCCGCTCGAG - GFP Tag - GTTTAA



[View online »](#)

**Protein Sequence:** >MG204996 representing NM\_145122  
 Red=Cloning site Green=Tags(s)

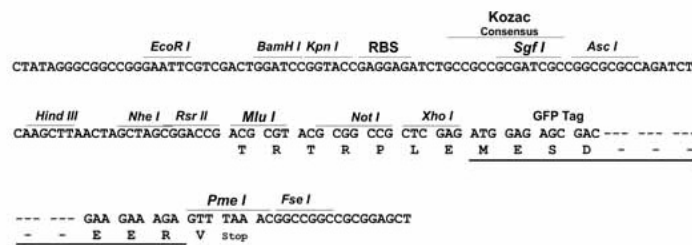
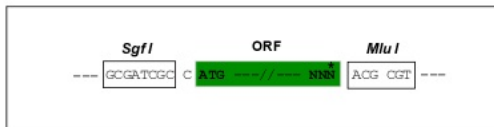
MEKLRLLSLRYQEYVTRHPAATAQLETAVRGLSYLLAGRFSDSHELSELVYSASNLLVLLNDGILRKELR  
 KKLVPVLSQQKLLTWLSVLECEVFMEMGAAKVWGEVGRWLVIALLQAKAVLRMLLLIWFKAGIQTSPP  
 IVPLDRETQAQPLDGDHNPQSQEPSYVGKRSHRVVRTLQNSPSLHSTRYWGAPQQREIRQKQQEELSTPP  
 TPLGLQETIAESLYIARPLLHLLSLGLWGQRSWTPWLLSGVVDMTSLSLLSDRKNLTQRRERLELRRRTIIL  
 LLYYLLRSPFYDRFSEAKILFLLQLLTDHIPGVGLVARPLMDYLPWQKIYFYSWG

TRTRPLE - GFP Tag - V

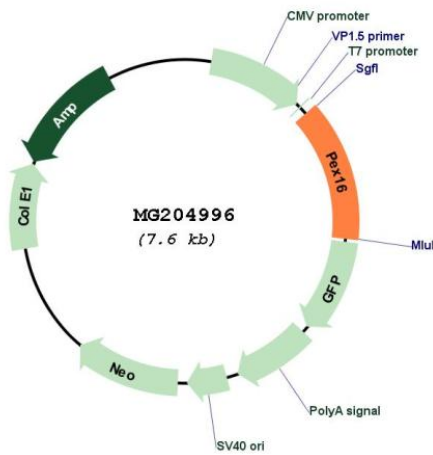
**Restriction Sites:** SgfI-MluI

**Cloning Scheme:**

Cloning sites used for ORF Shutting:



**Plasmid Map:**



**ACCN:** NM\_145122

**ORF Size:** 1008 bp

<b>OTI Disclaimer:</b>	The molecular sequence of this clone aligns with the gene accession number as a point of reference only. However, individual transcript sequences of the same gene can differ through naturally occurring variations (e.g. polymorphisms), each with its own valid existence. This clone is substantially in agreement with the reference, but a complete review of all prevailing variants is recommended prior to use. <a href="#">More info</a>
<b>OTI Annotation:</b>	This clone was engineered to express the complete ORF with an expression tag. Expression varies depending on the nature of the gene.
<b>Components:</b>	The ORF clone is ion-exchange column purified and shipped in a 2D barcoded Matrix tube containing 10ug of transfection-ready, dried plasmid DNA (reconstitute with 100 ul of water).
<b>Reconstitution Method:</b>	<ol style="list-style-type: none"><li>1. Centrifuge at 5,000xg for 5min.</li><li>2. Carefully open the tube and add 100ul of sterile water to dissolve the DNA.</li><li>3. Close the tube and incubate for 10 minutes at room temperature.</li><li>4. Briefly vortex the tube and then do a quick spin (less than 5000xg) to concentrate the liquid at the bottom.</li><li>5. Store the suspended plasmid at -20°C. The DNA is stable for at least one year from date of shipping when stored at -20°C.</li></ol>
<b>RefSeq:</b>	<a href="#">NM_145122.1</a> , <a href="#">NP_660104.1</a>
<b>RefSeq Size:</b>	1221 bp
<b>RefSeq ORF:</b>	1011 bp
<b>Locus ID:</b>	18633
<b>UniProt ID:</b>	<a href="#">Q91XC9</a>
<b>Cytogenetics:</b>	2 E1
<b>Gene Summary:</b>	Required for peroxisome membrane biogenesis. May play a role in early stages of peroxisome assembly. Can recruit other peroxisomal proteins, such as PEX3 and PMP34, to de novo peroxisomes derived from the endoplasmic reticulum (ER). May function as receptor for PEX3 (By similarity).[UniProtKB/Swiss-Prot Function]