

Product datasheet for **MG204704**

Frzb (NM_011356) Mouse Tagged ORF Clone

Product data:

Product Type:	Expression Plasmids
Product Name:	Frzb (NM_011356) Mouse Tagged ORF Clone
Tag:	TurboGFP
Symbol:	Frzb
Synonyms:	frezzed; fritz; Frp; frzb-1; Sfrp3
Mammalian Cell Selection:	Neomycin
Vector:	pCMV6-AC-GFP (PS100010)
E. coli Selection:	Ampicillin (100 ug/mL)
ORF Nucleotide Sequence:	>MG204704 representing NM_011356 Red=Cloning site Blue=ORF Green=Tags(s)

TTTTGTAATACGACTCACTATAGGGCGGCCGGAATTCGTCGACTGGATCCGGTACCGAGGAGATCTGCC
GCC**CGATCGCC**

ATGGTCTGCTGCGGCCCGGGACGGATGCTGCTAGGATGGGCCGGTTGCTAGTCCTGGCTGCTCTCTGCC
TGCTCCAGGTGCCCGGAGCTCAGGCTGCAGCCTGTGAGCCTGTCCGCATCCCGCTGTGCAAGTCCCTTCC
CTGGAACATGACCAAGATGCCCAACCACCTGCACCACAGCACCCAGGCTAACGCCATCCTGGCCATGGAA
CAGTTCGAAGGGCTGCTGGGCACCCACTGCAGCCCGGATCTTCTCTTCTCCTCTGTGCAATGTACGCAC
CCATTTGCACCATCGACTTCCAGCACGAGCCCATCAAGCCCTGCAAGTCTGTGTGTGAGCGCGCCCGACA
GGGCTGCGAGCCATTCTCATCAAGTACCGCCACTCGTGGCCGAAAGCTTGGCCTGCGACGAGCTGCCG
GTGTACGACCGCGCGTGTGCATCTCTCCTGAGGCCATCGTCACCGCGGACGGAGCGGATTTTCCTATGG
ATTCAAGTACTGGACTGCAGAGGGGCAAGCAGCGAACGTTGCAAAATGTAAGCCTGTCAGAGCTACACA
GAAGACCTATTTCCGGAACAATTACAATATGTATCCGGGCTAAAGTTAAAGAGGTTAAAGATGAAATGT
CATGATGTGACCGCGTGTGGAAGTGAAGGAAATCTAAAGGCATCACTGGTAAACATTCGAAGGACA
CCGTCAATCTTTATACCACCTCTGGCTGCCTCTGCCCTCACTTACTGTCAATGAGGAATATGTCATCAT
GGGCTATGAAGACGAGGAACGTTCCAGGTTACTCTTGGTAGAAGGCTCTATAGCTGAGAAGTGAAGGAT
CGGCTTGGTAAGAAAGTCAAGCGCTGGGATATGAAACTCCGACACCTTGGACTGGTAAAATGATGCTA
CGGATTCACCTCAGAATCAGAAGTCTGGCAGGAACTCTAATCCCCGCCAGTACGAAGC

ACGCGTACGCGGCCGCTCGAG - GFP Tag - GTTTAA



[View online »](#)

Protein Sequence: >MG204704 representing NM_011356
 Red=Cloning site Green=Tags(s)

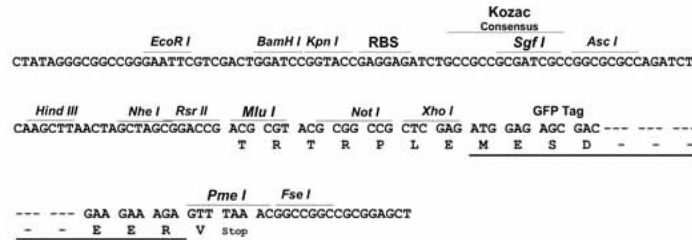
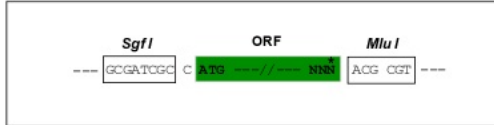
MVCCGPRMLLGWAGLLVLAALCLLQVPGAQAAACEPVRIP LCKSLPWNMTKMPNHLHHSTQANA ILAME
 QFEGLLGTHCSPDLLFFLCAMYAPICTIDFQHEPIKPKCSVCERARQGCEPILIKYRHSWPESLACDEL P
 VYDRGVCISPEAIVTADGADFPMDSSSTGHC RGASSERCKCKPVRATQKTYFRNNYNYVIRAKVKEVKM KC
 HDVTAVVEVKEILKASLVNIPRDTVNL YTTSGCLCPPLTVNEEYVIMGYEDEERSRLLLVEGSIAEKWKD
 RLGKKVKRWDMLRLHLGLGKTDASDSTQ NQKSGRNSNRPVRS

TRTRPLE - GFP Tag - V

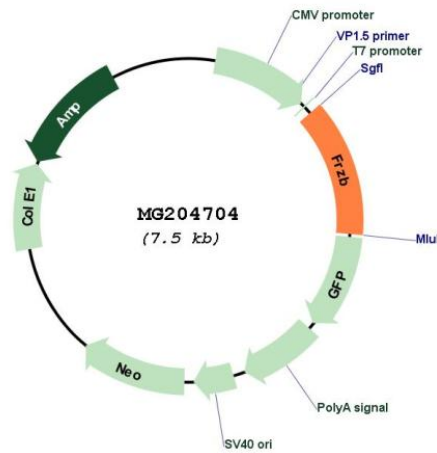
Restriction Sites: SgfI-MluI

Cloning Scheme:

Cloning sites used for ORF Shuttling:



Plasmid Map:



ACCN: NM_011356

ORF Size: 969 bp

OTI Disclaimer:	<p>Due to the inherent nature of this plasmid, standard methods to replicate additional amounts of DNA in E. coli are highly likely to result in mutations and/or rearrangements. Therefore, OriGene does not guarantee the capability to replicate this plasmid DNA. Additional amounts of DNA can be purchased from OriGene with batch-specific, full-sequence verification at a reduced cost. Please contact our customer care team at custsupport@origene.com or by calling 301.340.3188 option 3 for pricing and delivery.</p> <p>The molecular sequence of this clone aligns with the gene accession number as a point of reference only. However, individual transcript sequences of the same gene can differ through naturally occurring variations (e.g. polymorphisms), each with its own valid existence. This clone is substantially in agreement with the reference, but a complete review of all prevailing variants is recommended prior to use. More info</p>
OTI Annotation:	This clone was engineered to express the complete ORF with an expression tag. Expression varies depending on the nature of the gene.
Components:	The ORF clone is ion-exchange column purified and shipped in a 2D barcoded Matrix tube containing 10ug of transfection-ready, dried plasmid DNA (reconstitute with 100 ul of water).
Reconstitution Method:	<ol style="list-style-type: none"> 1. Centrifuge at 5,000xg for 5min. 2. Carefully open the tube and add 100ul of sterile water to dissolve the DNA. 3. Close the tube and incubate for 10 minutes at room temperature. 4. Briefly vortex the tube and then do a quick spin (less than 5000xg) to concentrate the liquid at the bottom. 5. Store the suspended plasmid at -20°C. The DNA is stable for at least one year from date of shipping when stored at -20°C.
RefSeq:	NM_011356.2 , NP_035486.1
RefSeq Size:	2922 bp
RefSeq ORF:	972 bp
Locus ID:	20378
UniProt ID:	P97401
Cytogenetics:	2 48.13 cM
Gene Summary:	<p>Soluble frizzled-related proteins (sFRPS) function as modulators of Wnt signaling through direct interaction with Wnts. They have a role in regulating cell growth and differentiation in specific cell types. SFRP3/FRZB appears to be involved in limb skeletogenesis. Antagonist of Wnt8 signaling. Regulates chondrocyte maturation and long bone development (By similarity). [UniProtKB/Swiss-Prot Function]</p>