

## Product datasheet for **MG203819**

### Hes1 (BC018375) Mouse Tagged ORF Clone

#### Product data:

Product Type:	Expression Plasmids
Product Name:	Hes1 (BC018375) Mouse Tagged ORF Clone
Tag:	TurboGFP
Symbol:	Hes1
Synonyms:	bHLHb39; Hry
Mammalian Cell Selection:	Neomycin
Vector:	pCMV6-AC-GFP (PS100010)
E. coli Selection:	Ampicillin (100 ug/mL)
ORF Nucleotide Sequence:	>MG203819 representing BC018375 Red=Cloning site Blue=ORF Green=Tags(s)

TTTTGTAATACGACTCACTATAGGGCGGCCGGAATTCGTCGACTGGATCCGGTACCGAGGAGATCTGCC  
GCC**CGATCGCC**

ATGCCAGCTGATAAATGGAGAAAAATTCCTCCTCCCGGTGGCTGCTACCCAGCCAGTGTCAACACGA  
CACCGGACAAACCAAAGACGGCCTCTGAGCACAGAAAGTCATCAAAGCCTATCATGGAGAAGAGCGAAG  
GGCAAGAATAAATGAAAGTCTAAGCCAACCTGAAAACACTGATTTTGGATGCACTTAAGAAAGATAGCTCC  
CGGCATCCAAGCTAGAGAAGGCAGACATTCTGGAAATGACTGTGAAGCACCTCCGGAACCTGCAGCGGG  
CGCAGATGACCGCCGCTCAGCACAGACCCGAGCGTGTGGGAAATACCGCGCCGGCTTCAGCGAGTG  
CATGAACGAGGTGACCCGCTTCCGTCCACGTGTGAGGGCGTTAACACCGAGGTGCGCACTCGGCTGCTG  
GGCCACCTGGCCAACCTGCATGACCCAGATCAACGCCATGACCTACCCCGGGCAGGCGCACCCCGCCTTGC  
AGGCGCCGCGCCGCGCCCGCCCGTCAAGGACCTGCGCGTCCCGAGCACGCGCCATTGCGCGCCGCGCGCC  
GCCGCTTGTGCCATCCCGGGGGCGCGCGCCCGCTCCCGGCAGCGCACCCCTGCAAGTTGGGCAGCCAG  
GCTGGAGAGGCTGCCAAGGTTTTGGCGGCTTCCAAGTGGTGCCGGCTCCTGACGGCAATTTGCCTTTC  
TCATCCCCAACGGGGCTTCGCTCACAGCGCCCGGTATCCCGGTCTACACCAGCAACAGTGGGACCTC  
GGTGGTCCCTAACGCAGTGTACCTTCCAGTGGCTCCTCGCTCACTTCGGACTCCATGTGGAGACCGTGG  
CGGAAC

**ACGCGT**ACGCGGCCGCTCGAG - GFP Tag - GTTTAA



[View online »](#)

Protein Sequence: >MG203819 representing BC018375  
 Red=Cloning site Green=Tags(s)

MPADIMEKNSSSPVAATPASVNTTPDKPKTASEHRKSSKPIMEKRRRARINESLSQLKTLILDALKKDSS  
 RHSKLEKADILEMTVKHLRNLQRAQMTAALSTDPSVLGKYRAGFSECMNEVTRFLSTCEGVNTEVTRLL  
 GHLANCMTQINAMTYPGQAHPALQAPPPPPSPGAGPQHAPFAPPPPLVPIPGGAAPPPGSAPCKLGSQ  
 AGEAAKVFGGFQVVPAPDQGQFAFLIPNGAFAHSGFVIPVYTSNSGTSVGPNAVSPSSGSSLTSDSMWRPW  
 RN

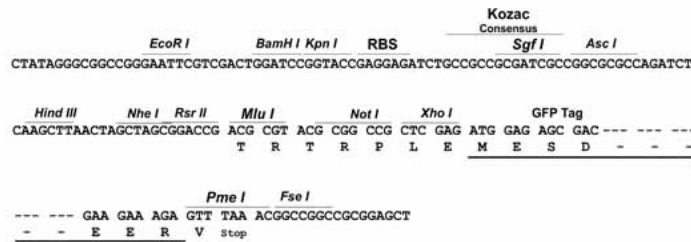
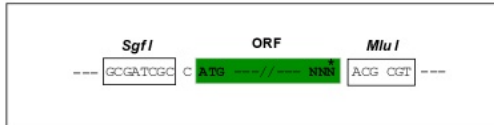
TRTRPLE - GFP Tag - V

Restriction Sites:

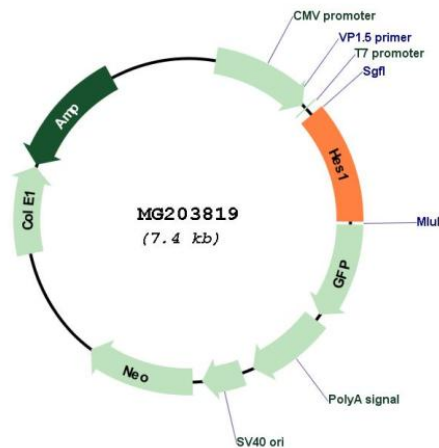
SgfI-MluI

Cloning Scheme:

Cloning sites used for ORF Shuttling:



Plasmid Map:



ACCN: BC018375

ORF Size: 846 bp

<b>OTI Disclaimer:</b>	The molecular sequence of this clone aligns with the gene accession number as a point of reference only. However, individual transcript sequences of the same gene can differ through naturally occurring variations (e.g. polymorphisms), each with its own valid existence. This clone is substantially in agreement with the reference, but a complete review of all prevailing variants is recommended prior to use. <a href="#">More info</a>
<b>OTI Annotation:</b>	This clone was engineered to express the complete ORF with an expression tag. Expression varies depending on the nature of the gene.
<b>Components:</b>	The ORF clone is ion-exchange column purified and shipped in a 2D barcoded Matrix tube containing 10ug of transfection-ready, dried plasmid DNA (reconstitute with 100 ul of water).
<b>Reconstitution Method:</b>	<ol style="list-style-type: none"><li>1. Centrifuge at 5,000xg for 5min.</li><li>2. Carefully open the tube and add 100ul of sterile water to dissolve the DNA.</li><li>3. Close the tube and incubate for 10 minutes at room temperature.</li><li>4. Briefly vortex the tube and then do a quick spin (less than 5000xg) to concentrate the liquid at the bottom.</li><li>5. Store the suspended plasmid at -20°C. The DNA is stable for at least one year from date of shipping when stored at -20°C.</li></ol>
<b>RefSeq:</b>	<a href="#">BC018375.1</a>
<b>RefSeq Size:</b>	1487 bp
<b>RefSeq ORF:</b>	848 bp
<b>Locus ID:</b>	15205
<b>Cytogenetics:</b>	16 21.09 cM
<b>Gene Summary:</b>	Transcriptional repressor of genes that require a bHLH protein for their transcription. May act as a negative regulator of myogenesis by inhibiting the functions of MYOD1 and ASH1 (By similarity). Binds DNA on N-box motifs: 5'-CACNAG-3' with high affinity and on E-box motifs: 5'-CANNTG-3' with low affinity. May play a role in a functional FA core complex response to DNA cross-link damage, being required for the stability and nuclear localization of FA core complex proteins, as well as for FANCD2 monoubiquitination in response to DNA damage (By similarity).[UniProtKB/Swiss-Prot Function]