

## Product datasheet for **MG203117**

### Fam173b (NM\_026546) Mouse Tagged ORF Clone

#### Product data:

Product Type:	Expression Plasmids
Product Name:	Fam173b (NM_026546) Mouse Tagged ORF Clone
Tag:	TurboGFP
Symbol:	Fam173b
Synonyms:	A930016P21Rik; AA987072
Mammalian Cell Selection:	Neomycin
Vector:	pCMV6-AC-GFP (PS100010)
E. coli Selection:	Ampicillin (100 ug/mL)
ORF Nucleotide Sequence:	>MG203117 representing NM_026546 Red=Cloning site Blue=ORF Green=Tags(s)

TTTTGTAATACGACTCACTATAGGGCGGCCGGAATTCGTCGACTGGATCCGGTACCGAGGAGATCTGCC  
GCC**CGATCGCC**

ATGGAGCGAGTAGGAACGCCTGAGGAAGAAAGACAGGCGGGCCCTGTTCTTCTACGAGTCTGGAATCCG  
ACAGTTCAAAGAGGACCAGTTGGGGATTCTTGATTACTGGGGTCGTTGGTGGTGCCTGCTGACAGTGT  
TGCTGTGGCCACACCATTATCACCCTGGCCCTCCGAAAGTTTGTGGCATTTCGTCGCAACTTCG  
AAGCAGGTTGAAATGTTGTCAGGATGCTGCGACACAGAAGAGGACCCCTGGTGGACATCGGCAGTGGCC  
ATGGGCGGATTGTGATTGCAGCTGCAAAGGAAGCTTCCAGCGGTGGGGTATGAATTGAATCCGTGGCT  
GGTTTGGTACTCCAGATATCGTGCCTGGAGGGCAGGCGTGCATGGCTCTGCCAAGTTTTATATTTAGAT  
CTCTGGAAGGTACCTTTGCACAGTACTCCAATGTTGTCATTTTTGGTGTGCCCCAGATGATGCCACAGC  
TGGAGAAGAAGCTTGAGCTGGAGCTGGAGGACGGAGCTCGAGTCATTGCCTGTGCGTTCCCGTTCCACG  
CTGGACTCCAGACCACCACTGGAGAGGGCATCGACACCGTGTGGCCATGACATGAGTGCTCAGAGA  
GGACGGGAGGACGGCCGAATCAGGAGTGGTCCGCCAGAAGAACCTCTCGGAGATAGCAGGCCTGCAGG  
CCTCCTCATCTGAGACACGGAGCAAGCTCCTTGACGTTGAG

**ACGCGT**ACGCGGCCGCTCGAG - GFP Tag - GTTTAA



[View online »](#)

**Protein Sequence:** >MG203117 representing NM\_026546  
Red=Cloning site Green=Tags(s)

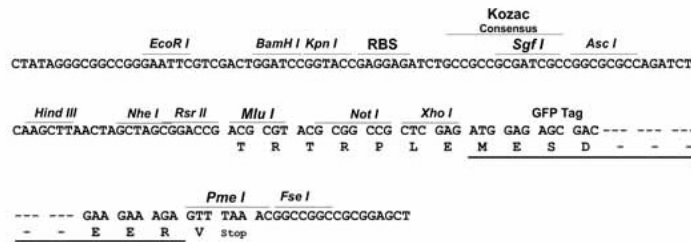
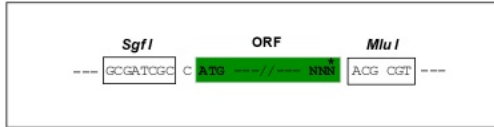
MERVGTPEERQAGPVLPTSLESDDSSKRTSWGFLITGVVGGALLTVYAVATPFITPALRKVCLPFVPATS  
 KQVENVVRMLRHRRGPLVDIGSGDGRIVIAAAKEGFPVGYELNPWLWYSRYRAWRAGVHGS AKFYISD  
 LWKVTF AQYSNVVIFGVPQMMPQLEKKLELELEDGARVIACRFPPRWT PDHTTGEGIDTVWAYDMSAQ R  
 GRGGRPNQEWVGQKNLSEIAGLQASSSETRSKLLDVE

TRTRPLE - GFP Tag - V

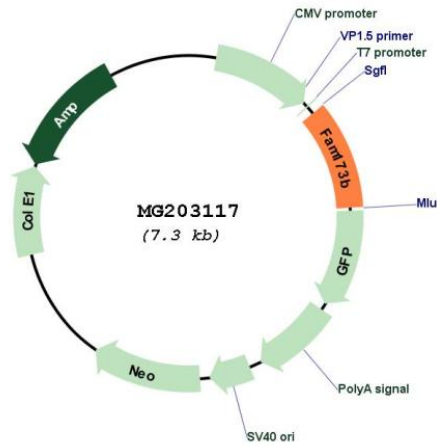
**Restriction Sites:** SgfI-MluI

**Cloning Scheme:**

Cloning sites used for ORF Shutting:



**Plasmid Map:**



**ACCN:** NM\_026546

**ORF Size:** 741 bp

<b>OTI Disclaimer:</b>	The molecular sequence of this clone aligns with the gene accession number as a point of reference only. However, individual transcript sequences of the same gene can differ through naturally occurring variations (e.g. polymorphisms), each with its own valid existence. This clone is substantially in agreement with the reference, but a complete review of all prevailing variants is recommended prior to use. <a href="#">More info</a>
<b>OTI Annotation:</b>	This clone was engineered to express the complete ORF with an expression tag. Expression varies depending on the nature of the gene.
<b>Components:</b>	The ORF clone is ion-exchange column purified and shipped in a 2D barcoded Matrix tube containing 10ug of transfection-ready, dried plasmid DNA (reconstitute with 100 ul of water).
<b>Reconstitution Method:</b>	<ol style="list-style-type: none"><li>1. Centrifuge at 5,000xg for 5min.</li><li>2. Carefully open the tube and add 100ul of sterile water to dissolve the DNA.</li><li>3. Close the tube and incubate for 10 minutes at room temperature.</li><li>4. Briefly vortex the tube and then do a quick spin (less than 5000xg) to concentrate the liquid at the bottom.</li><li>5. Store the suspended plasmid at -20°C. The DNA is stable for at least one year from date of shipping when stored at -20°C.</li></ol>
<b>RefSeq:</b>	<a href="#">NM_026546.1</a> , <a href="#">NP_080822.1</a>
<b>RefSeq Size:</b>	1167 bp
<b>RefSeq ORF:</b>	744 bp
<b>Locus ID:</b>	68073
<b>UniProt ID:</b>	<a href="#">Q9D1Z3</a>
<b>Cytogenetics:</b>	15 B2
<b>Gene Summary:</b>	Mitochondrial protein-lysine N-methyltransferase that trimethylates ATP synthase subunit C, ATP5MC1 and ATP5MC2. Trimethylation is required for proper incorporation of the C subunit into the ATP synthase complex and mitochondrial respiration (PubMed:29444090, PubMed:30530489). Promotes chronic pain (PubMed:29444090). Involved in persistent inflammatory and neuropathic pain: methyltransferase activity in the mitochondria of sensory neurons promotes chronic pain via a pathway that depends on the production of reactive oxygen species (ROS) and on the engagement of spinal cord microglia (PubMed:29444090).[UniProtKB/Swiss-Prot Function]