

## Product datasheet for **MG203019**

### **C1qtnf5 (NM\_001040631) Mouse Tagged ORF Clone**

#### Product data:

**Product Type:** Expression Plasmids  
**Product Name:** C1qtnf5 (NM\_001040631) Mouse Tagged ORF Clone  
**Tag:** TurboGFP  
**Symbol:** C1qtnf5  
**Synonyms:** Adie; CTR; Ctrp5; Mfrp  
**Mammalian Cell Selection:** Neomycin  
**Vector:** pCMV6-AC-GFP (PS100010)  
**E. coli Selection:** Ampicillin (100 ug/mL)  
**ORF Nucleotide Sequence:** >MG203019 representing NM\_001040631  
**Red=Cloning site Blue=ORF Green=Tags(s)**

TTTTGTAATACGACTCACTATAGGGCGCCGGAATTCGTCGACTGGATCCGGTACCGAGGAGATCTGCC  
GCC**CGATCGCC**

ATGAGGCCACTTCTTGCCCTTCTGCTTCTGGGTCTGGTGTGAGGCTCTCCTCCTCTGGACGACAACAAGA  
TCCCCAGCCTGTGTCCCGGGCAGCCCGGCTTCCAGGCACACCAGGTACCATGGCAGCCAAGGCCTGCC  
TGGCCGTGACGGCCGTGATGGCCCGCAGGTGCACCCGGAGCTCCGGGAGAGAAAGGCGAGGGCGGGAGA  
CCGGGACTACCTGGCCACGTGGGGAGCCCGGGCCGCTGGAGAGGCAGGGCCCATGGGGCTATCGGGC  
CTGCGGGGAGTGTCTCGGTACCCACGATCAGCCTTCAGTGCCAAGCGATCCGAGAGCCGGGTACCTCC  
GCCAGCCGACACACCCCTACCTTTCGACCGTGTCTGCTAAATGAGCAGGGCCATTCGACCCCACTACT  
GGCAAGTTCACCTGCCAAGTGCCTGGCGTCTACTACTTTGCTGTGCACGCCACTGTCTACCGGGCCAGT  
TGCAGTTTGATCTTGCAAAAACGGGCAGTCCATCGCCTCTTTCTTCCAGTATTTGGGGGTGGCCAA  
GCCAGCCTCGCTCTCAGGGGTGCGATGGTAAGGCTAGAACCTGAGGACCAGGTGTGGGTGCAGGTGGGC  
GTGGGTGATTACATTGGCATCTATGCCAGCATCAAGACAGACAGTACCTTCTCTGGATTTCTCGTCTATT  
CTGACTGGCACAGCTCCCCAGTCTTCGCT

**ACGCGTACGCGGCCGCTCGAG** - GFP Tag - GTTTAA



[View online »](#)

**Protein Sequence:** >MG203019 representing NM\_001040631  
Red=Cloning site Green=Tags(s)

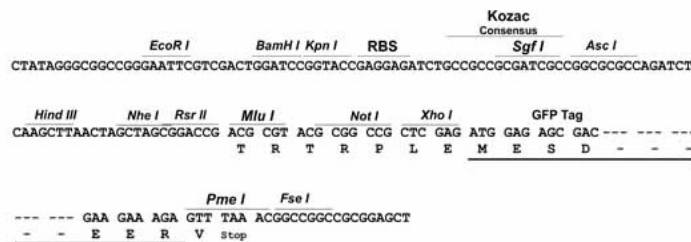
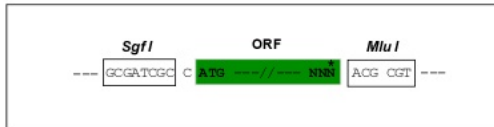
MRPLLALLLLGLVSGSPPLDDNKIPSLCPGQPLPGTPGHHSQGLPGRDGRDGRDGAPGAPGEGKGEGR  
 PGLPGPRGEPGRGEAGPMGAIGPAGECSVPPRSAFSAKRSESRVPPPADTLPFDRVLLNEQGHFDPTT  
 GKFTCQVPGVYYFAVHATVYRASLQFDLVKNGQSIASFQYFGWPKPASLGGAMVRLPEPQVWVQVG  
 VGDYIGIYASIKTDSTFSGFLVYSDWHSSPVFA

TRTRPLE - GFP Tag - V

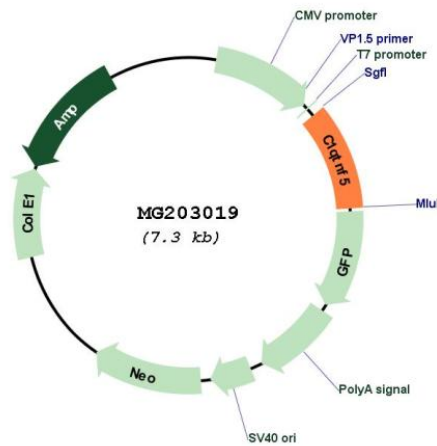
**Restriction Sites:** SgfI-MluI

**Cloning Scheme:**

Cloning sites used for ORF Shutting:



**Plasmid Map:**



**ACCN:** NM\_001040631

**ORF Size:** 729 bp

<b>OTI Disclaimer:</b>	The molecular sequence of this clone aligns with the gene accession number as a point of reference only. However, individual transcript sequences of the same gene can differ through naturally occurring variations (e.g. polymorphisms), each with its own valid existence. This clone is substantially in agreement with the reference, but a complete review of all prevailing variants is recommended prior to use. <a href="#">More info</a>
<b>OTI Annotation:</b>	This clone was engineered to express the complete ORF with an expression tag. Expression varies depending on the nature of the gene.
<b>Components:</b>	The ORF clone is ion-exchange column purified and shipped in a 2D barcoded Matrix tube containing 10ug of transfection-ready, dried plasmid DNA (reconstitute with 100 ul of water).
<b>Reconstitution Method:</b>	<ol style="list-style-type: none"><li>1. Centrifuge at 5,000xg for 5min.</li><li>2. Carefully open the tube and add 100ul of sterile water to dissolve the DNA.</li><li>3. Close the tube and incubate for 10 minutes at room temperature.</li><li>4. Briefly vortex the tube and then do a quick spin (less than 5000xg) to concentrate the liquid at the bottom.</li><li>5. Store the suspended plasmid at -20°C. The DNA is stable for at least one year from date of shipping when stored at -20°C.</li></ol>
<b>RefSeq:</b>	<a href="#">NM_001040631.1</a> , <a href="#">NP_001035721.1</a>
<b>RefSeq Size:</b>	1275 bp
<b>RefSeq ORF:</b>	732 bp
<b>Locus ID:</b>	235312
<b>UniProt ID:</b>	<a href="#">Q8K479</a>
<b>Cytogenetics:</b>	9 24.62 cM
<b>Gene Summary:</b>	The protein encoded by this gene is a member of the C1q/tumor necrosis factor superfamily. This family member is a secretory protein that functions in eye development. Mutations in this gene are thought to underlie the pathophysiology of late-onset retinal degeneration (L-ORD) and early-onset long anterior zonules (LAZ). Bicistronic transcripts composed of the coding sequences for this gene (C1qtnf5) and the membrane-type frizzled-related protein gene (Mfrp) have been identified, and the resulting products can interact with each other. Co-transcription of C1qtnf5 and Mfrp has been observed in both human and mouse. Alternative splicing results in multiple transcript variants. [provided by RefSeq, Jun 2010]