

Product datasheet for **MG201916**

Nmrk1 (NM_145497) Mouse Tagged ORF Clone

Product data:

Product Type: Expression Plasmids
Product Name: Nmrk1 (NM_145497) Mouse Tagged ORF Clone
Tag: TurboGFP
Symbol: Nmrk1
Synonyms: AA408380; D630020N23Rik; Nr1
Mammalian Cell Selection: Neomycin
Vector: pCMV6-AC-GFP (PS100010)
E. coli Selection: Ampicillin (100 ug/mL)
ORF Nucleotide Sequence: >MG201916 representing NM_145497
 Red=Cloning site Blue=ORF Green=Tags(s)

TTTTGTAATACGACTCACTATAGGGCGCCGGGAATTCGTCGACTGGATCCGGTACCGAGGAGATCTGCC
 GCC**CGATCGCC**

ATGAAGAGATTTGTCATTGGAATTGGTGGTGTGACAAACGGAGGGAAGACGACACTGGCTAAGAGCTTGC
 AGAAGCACCTTCCCACTGCAGCGTCATATCTCAGGATGACTTCTCAAGCCAGAGTCTGAGATAGACAT
 AGATGAAAATGGTTTTTGCAGTATGATGTGCTTGAAGCGCTAAATATGGAAAAATGATGTCAGCAGTT
 TCCTGTTGGATGAAAACCCAGGAAGCTCTGCGGACCAGCAGCCTTGGAAAGTCTCAAGGGTCCCA
 TTTAATTATTGAAGTTTCCTTCTCTTAATTATAAGCCTCTGGACACCATATGGAACAGAAGTACTT
 CCTGACCGTTCCATATGAAGAATGTAAGAGGAGAAGGAGTACCAGAGTATATGAGCCTCCAGACCCCTCA
 GGGTACTTCGATGGCCACGTGTGCCCATGTACCTAAAGCACAGACAGGAAATGAGCTCCATCACCTGGG
 ACATTGTTACCTGGATGGAACAAGGTCTGAAGAGGACCTCTTCTCTCAGGTGTATGAAGATGTCAAGCA
 GGAAGTAGAGAAGCAAAATGGTTTG

ACGCGTACGCGGCCGCTCGAG - GFP Tag - GTTTAA

Protein Sequence: >MG201916 representing NM_145497
 Red=Cloning site Green=Tags(s)

MKRFVIGIGGVTNGGKTTLAKSLQKHLNCSVISQDDFFKPESEIDIDENGLQYDVLEALNMEKMMSAV
 SCWMENPGSSAGPAALESAQGVPIIIEGFLLFNYKPLDTIWNRSYFLVTPYEECKRRRSTRVYEPDPP
 GYFDGHVWPMYKHRQEMSSITWDIVYLDGTRSEEDLFSQVYEDVKQELEKQNL

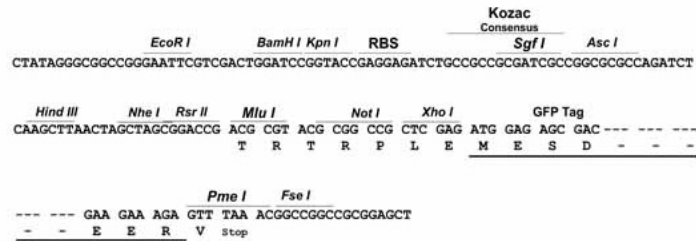
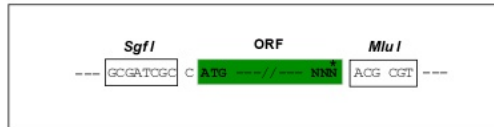
TRTRPLE - GFP Tag - V

Restriction Sites: Sgfl-MluI

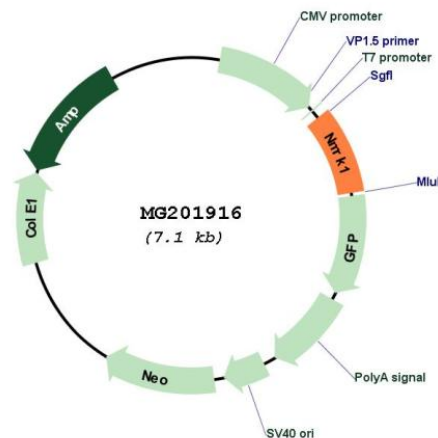


Cloning Scheme:

Cloning sites used for ORF Shutting:



Plasmid Map:



ACCN: NM_145497

ORF Size: 585 bp

OTI Disclaimer: The molecular sequence of this clone aligns with the gene accession number as a point of reference only. However, individual transcript sequences of the same gene can differ through naturally occurring variations (e.g. polymorphisms), each with its own valid existence. This clone is substantially in agreement with the reference, but a complete review of all prevailing variants is recommended prior to use. [More info](#)

OTI Annotation: This clone was engineered to express the complete ORF with an expression tag. Expression varies depending on the nature of the gene.

Components: The ORF clone is ion-exchange column purified and shipped in a 2D barcoded Matrix tube containing 10ug of transfection-ready, dried plasmid DNA (reconstitute with 100 ul of water).

Reconstitution Method:

1. Centrifuge at 5,000xg for 5min.
2. Carefully open the tube and add 100ul of sterile water to dissolve the DNA.
3. Close the tube and incubate for 10 minutes at room temperature.
4. Briefly vortex the tube and then do a quick spin (less than 5000xg) to concentrate the liquid at the bottom.
5. Store the suspended plasmid at -20°C. The DNA is stable for at least one year from date of shipping when stored at -20°C.

RefSeq: [NM_145497.2](#), [NP_663472.1](#)

RefSeq Size: 1637 bp

RefSeq ORF: 588 bp

Locus ID: 225994

UniProt ID: [Q91W63](#)

Cytogenetics: 19 B

Gene Summary: Catalyzes the phosphorylation of nicotinamide riboside (NR) and nicotinic acid riboside (NaR) to form nicotinamide mononucleotide (NMN) and nicotinic acid mononucleotide (NaMN).
[UniProtKB/Swiss-Prot Function]