

## Product datasheet for **MG201199**

### **Bik (BC003732) Mouse Tagged ORF Clone**

#### Product data:

**Product Type:** Expression Plasmids  
**Product Name:** Bik (BC003732) Mouse Tagged ORF Clone  
**Tag:** TurboGFP  
**Symbol:** Bik  
**Synonyms:** Blk, Nbk  
**Mammalian Cell Selection:** Neomycin  
**Vector:** pCMV6-AC-GFP (PS100010)  
**E. coli Selection:** Ampicillin (100 ug/mL)  
**ORF Nucleotide Sequence:** >MG201199 representing BC003732  
 Red=Cloning site Blue=ORF Green=Tags(s)

TTTTGTAATACGACTCACTATAGGGCGGCCGGAATTCGTCGACTGGATCCGGTACCGAGGAGATCTGCC  
GCC**CGATCGCC**

ATGTCGGAGGCGAGACTTATGGCCAGAGACGTCATCAAGACTGTTCCACACGACCAGGTCCCCAACCTC  
CAGTGGCCTCTGAGACTCCAGCATGAAGGAGCCTGTGGCTGGGAAAACCTTAGTCCTGTGAGAGACGT  
GGACCTCATGGAGTGCCTGGAAGGCAGAAACCAGGTGGCCTTGGGCTGGCCTGCATCGGCGATGAGATG  
GACCTGTGTCTGCGGAGCCCCGTCTGGTCCAGCTGCCTGGGATTGCTATACACAGACTCGCTGTCACT  
ACAGCCGGACAGGTGTCAGAGGATTTTCAGGAGCTTGATTCGAAGCCTACCAACCTCAGGAAAACAT  
CTGGTCTGGAGAGTCTTGACTCCTGGGCCTGGGTGTCACCTGACCAGGACCCTGGGCAGCTGTTCCA  
ATGGTGTCTGCTTCTTCTGCTGCTGGGTGGGCCTGGTATTTGCAGCTTCAG

**ACGCGT**ACGCGGCCGCTCGAG - GFP Tag - GTTTAA

**Protein Sequence:** >MG201199 representing BC003732  
 Red=Cloning site Green=Tags(s)

MSEARLMARDVIKTVPHDQVPQPPVASETPSMKEPVAGENLSPVRDVLMECVEGRNQVALRLACIGDEM  
DLCLRSPLVQLPGIAIHLAVTYSRTGVRGIFRSLIRSLTNLRENIWSRVLTPGAWVSPDQDPGQLFP  
MVLLVFLLLGGAWYLQLQ

**TRTRPLE** - GFP Tag - V

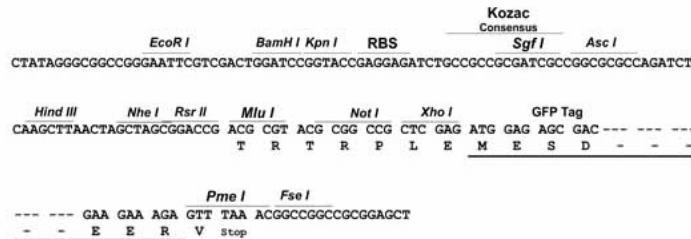
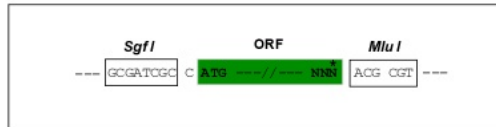
**Restriction Sites:** Sgfl-MluI



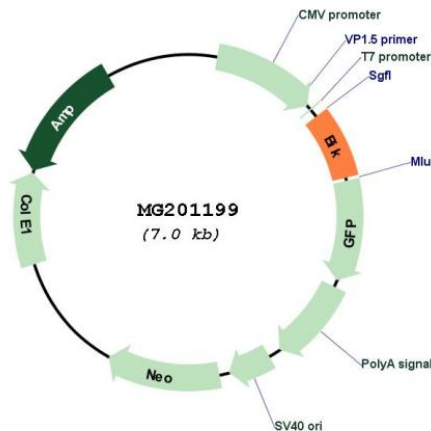
[View online »](#)

**Cloning Scheme:**

Cloning sites used for ORF Shutting:



**Plasmid Map:**



ACCN: BC003732

ORF Size: 476 bp

OTI Disclaimer: The molecular sequence of this clone aligns with the gene accession number as a point of reference only. However, individual transcript sequences of the same gene can differ through naturally occurring variations (e.g. polymorphisms), each with its own valid existence. This clone is substantially in agreement with the reference, but a complete review of all prevailing variants is recommended prior to use. [More info](#)

OTI Annotation: This clone was engineered to express the complete ORF with an expression tag. Expression varies depending on the nature of the gene.

<b>Components:</b>	The ORF clone is ion-exchange column purified and shipped in a 2D barcoded Matrix tube containing 10ug of transfection-ready, dried plasmid DNA (reconstitute with 100 ul of water).
<b>Reconstitution Method:</b>	<ol style="list-style-type: none"><li>1. Centrifuge at 5,000xg for 5min.</li><li>2. Carefully open the tube and add 100ul of sterile water to dissolve the DNA.</li><li>3. Close the tube and incubate for 10 minutes at room temperature.</li><li>4. Briefly vortex the tube and then do a quick spin (less than 5000xg) to concentrate the liquid at the bottom.</li><li>5. Store the suspended plasmid at -20°C. The DNA is stable for at least one year from date of shipping when stored at -20°C.</li></ol>
<b>RefSeq:</b>	<u><a href="#">BC003732</a></u> , <u><a href="#">AAH03732</a></u>
<b>RefSeq Size:</b>	1379 bp
<b>RefSeq ORF:</b>	476 bp
<b>Locus ID:</b>	12124
<b>Cytogenetics:</b>	15 E1
<b>Gene Summary:</b>	Accelerates programmed cell death. Binding to the apoptosis repressors Bcl-X(L), BHRF1 or Bcl-2 suppresses this death-promoting activity.[UniProtKB/Swiss-Prot Function]