OriGene Technologies, Inc.
9620 Medical Center Drive, Ste 200
Rockville, MD 20850, US
Phone: +1-888-267-4436
https://www.origene.com
techsupport@origene.com
EU: info-de@origene.com
CN: techsupport@origene.cn

Product datasheet for MG201195

Rbm38 (BC006687) Mouse Tagged ORF Clone

Product data:

Product Type:	Expression Plasmids
Product Name:	Rbm38 (BC006687) Mouse Tagged ORF Clone
Tag:	TurboGFP
Symbol:	Rbm38
Synonyms:	Rnpc1; Seb4; Seb4l
Mammalian Cell Selection:	Neomycin
Vector:	pCMV6-AC-GFP (PS100010)
E. coli Selection:	Ampicillin (100 ug/mL)

ORF Nucleotide Sequence:

```
>MG201195 representing BC006687
Red=Cloning site Blue=ORF Green=Tags(s)

TTTTGTAATACGACTCACTATAGGGCGGCCGGGAATTCGTCGACTGGATCCGGTACCGAGGAGATCTGCC
GCCGCGATCGCC

ATGGCAGATCGGGCAGCGGCTGATAGGGCTTGCAAAGACCCTAACCCTATCATCGATGGTCGCAAGGCCA
ATGTGAACCTGGCCTACCTGGGTGCCAAGCCTAGGAGCTTACAGACGGGCTTTGCTGTTGGTGTGCAGCA
ACTACACCCCACCTTGATCCAGCGCACCTACGGGCTGACTCCTCACTACATCTACCCACCAGCCATTGTG
CAGCCCAGCGTGGTGATCCCTGCCACCCCTGTCCCGTCACTGTCCTCGCCCTACCTTGAGTATACACCAG
CCAGCCCAGCCTACGCCCAGTACCCGCCAGCCACTTACGACCAGTACCCATATGCTGCCTCACCTGCTGC
AGCCACCAGCTTCGTGGGCTACGGCTACCCTGCTGCCGTGCCCCAAGCCTTGTCTGCTGCTGCACCTGCA
GGCACCACCTTCGTGCAGTACCAGGCACCTCAGCTACAGCCTGACAGGATGCAG

ACGCGTACGCGGCCGCTCGAG - GFP Tag -  GTTTAA
```

Protein Sequence:

```
>MG201195 representing BC006687
Red=Cloning site Green=Tags(s)

MADRAAADRACKDPNPIIDGRKANVNLAYLGAKPRSLQTGFAVGVQQLHPTLIQRTYGLTPHYIYPPAIV
QPSVVIPATPVPSLSSPYLEYTPASPAYAQYPPATYDQYPYAASPAAATSFVGYGYPAAVPQALSAAAPA
GTTFVQYQAPQLQPDRMQ

TRTRPLE - GFP Tag -  V
```

Restriction Sites: SgfI-MluI

This product is to be used for laboratory only. Not for diagnostic or therapeutic use.
©2024 OriGene Technologies, Inc., 9620 Medical Center Drive, Ste 200, Rockville, MD 20850, US

View online »

Cloning Scheme:

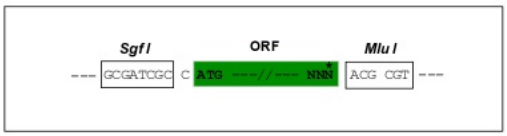

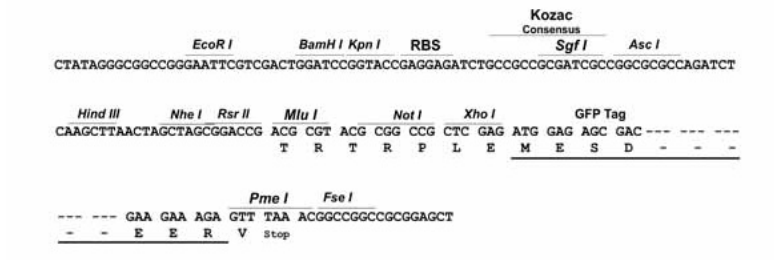

ACCN:	BC006687
ORF Size:	476 bp
OTI Disclaimer:	The molecular sequence of this clone aligns with the gene accession number as a point of reference only. However, individual transcript sequences of the same gene can differ through naturally occurring variations (e.g. polymorphisms), each with its own valid existence. This clone is substantially in agreement with the reference, but a complete review of all prevailing variants is recommended prior to use. More info
OTI Annotation:	This clone was engineered to express the complete ORF with an expression tag. Expression varies depending on the nature of the gene.
Components:	The ORF clone is ion-exchange column purified and shipped in a 2D barcoded Matrix tube containing 10ug of transfection-ready, dried plasmid DNA (reconstitute with 100 ul of water).
Reconstitution Method:	1. Centrifuge at 5,000xg for 5min. 2. Carefully open the tube and add 100ul of sterile water to dissolve the DNA. 3. Close the tube and incubate for 10 minutes at room temperature. 4. Briefly vortex the tube and then do a quick spin (less than 5000xg) to concentrate the liquid at the bottom. 5. Store the suspended plasmid at -20°C. The DNA is stable for at least one year from date of shipping when stored at -20°C.
RefSeq:	BC006687
RefSeq Size:	2308 bp
RefSeq ORF:	476 bp
Locus ID:	56190
Cytogenetics:	2 H3

This product is to be used for laboratory only. Not for diagnostic or therapeutic use.
©2024 OriGene Technologies, Inc., 9620 Medical Center Drive, Ste 200, Rockville, MD 20850, US

Gene Summary: RNA-binding protein that specifically bind the 3' UTR of CDKN1A transcripts, leading to maintain the stability of CDKN1A transcripts, thereby acting as a mediator of the p53/TP53 family to regulate CDKN1A. CDKN1A is a cyclin-dependent kinase inhibitor transcriptionally regulated by the p53/TP53 family to induce cell cycle arrest. Has the ability to induce cell cycle arrest in G1 and maintain the stability of CDKN1A transcripts induced by p53/TP53. Also acts as a mRNA splicing factor. Specifically regulates the expression of FGFR2-IIIb, an epithelial cell-specific isoform of FGFR2 (By similarity). Plays a role in myogenic differentiation. [UniProtKB/Swiss-Prot Function]

Product images:

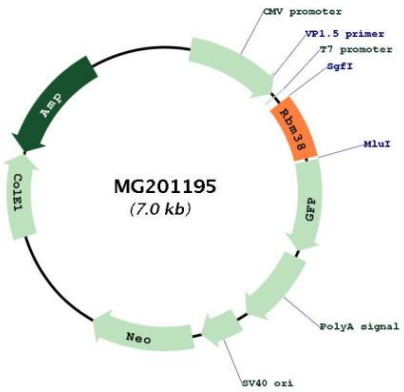

Circular map for MG201195

This product is to be used for laboratory only. Not for diagnostic or therapeutic use.
©2024 OriGene Technologies, Inc., 9620 Medical Center Drive, Ste 200, Rockville, MD 20850, US