OriGene Technologies, Inc.
9620 Medical Center Drive, Ste 200
Rockville, MD 20850, US
Phone: +1-888-267-4436
https://www.origene.com
techsupport@origene.com
EU: info-de@origene.com
CN: techsupport@origene.cn

Product datasheet for MG200535

Urah (NM_029821) Mouse Tagged ORF Clone

Product data:

Product Type:	Expression Plasmids
Product Name:	Urah (NM_029821) Mouse Tagged ORF Clone
Tag:	TurboGFP
Symbol:	Urah
Synonyms:	1190003J15Rik; 2810420C16Rik; HIUHase
Mammalian Cell Selection:	Neomycin
Vector:	pCMV6-AC-GFP (PS100010)
E. coli Selection:	Ampicillin (100 ug/mL)

ORF Nucleotide Sequence:

```
>MG200535 representing NM_029821
Red=Cloning site Blue=ORF Green=Tags(s)

TTTTGTAATACGACTCACTATAGGGCGGCCGGGAATTCGTCGACTGGATCCGGTACCGAGGAGATCTGCC
GCCGCGATCGCC

ATGGCTACCGAGAGCAGTCCCCTGACTACTCACGTTCTAGACACTGCCTCAGGGCTCCCTGCCCAAGGCC
TCTGCCTCCGGCTGTCCCGCCTGGAGGCCCCCTGCCAGCAGTGGATGGAGCTGAGGACAAGCTACACAAA
CCTGGACGGTCGCTGTCCTGGGCTCCTGACACCAAGCCAGATAAAGCCAGGCACCTATAAGCTGTTCTTC
GACACAGAGCGCTACTGGAAAGAGCGGGGTCAAGAGAGCTTTTACCCCTATGTAGAGGTGGTTTTCACTA
TTACAAAGGAGACCCAGAAGTTCCACGTACCTCTGCTGCTGAGCCCATGGTCCTACACCACCTACCGGGG
GAGT

ACGCGTACGCGGCCGCTCGAG - GFP Tag -  GTTTAA
```

Protein Sequence:

```
>MG200535 representing NM_029821
Red=Cloning site Green=Tags(s)

MATESSPLTTHVLDTASGLPAQGLCLRLSRLEAPCQQWMELRTSYTNLDGRCPGLLTPSQIKPGTYKLFF
DTERYWKERGQESFYPYVEVVFTITKETQKFHVPLLLSPWSYTTYRGS

TRTRPLE - GFP Tag -  V
```

Restriction Sites: SgfI-MluI

This product is to be used for laboratory only. Not for diagnostic or therapeutic use.
©2024 OriGene Technologies, Inc., 9620 Medical Center Drive, Ste 200, Rockville, MD 20850, US

View online »

Cloning Scheme:

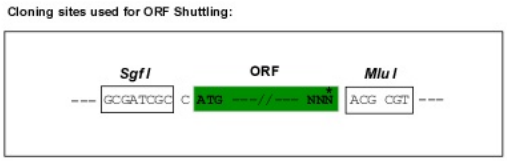

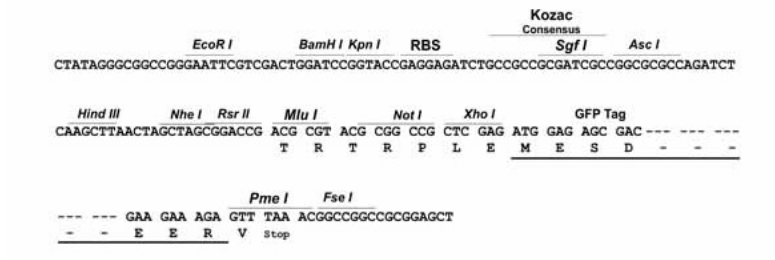

ACCN:	NM_029821
ORF Size:	354 bp
OTI Disclaimer:	The molecular sequence of this clone aligns with the gene accession number as a point of reference only. However, individual transcript sequences of the same gene can differ through naturally occurring variations (e.g. polymorphisms), each with its own valid existence. This clone is substantially in agreement with the reference, but a complete review of all prevailing variants is recommended prior to use. More info
OTI Annotation:	This clone was engineered to express the complete ORF with an expression tag. Expression varies depending on the nature of the gene.
Components:	The ORF clone is ion-exchange column purified and shipped in a 2D barcoded Matrix tube containing 10ug of transfection-ready, dried plasmid DNA (reconstitute with 100 ul of water).
Reconstitution Method:	1. Centrifuge at 5,000xg for 5min. 2. Carefully open the tube and add 100ul of sterile water to dissolve the DNA. 3. Close the tube and incubate for 10 minutes at room temperature. 4. Briefly vortex the tube and then do a quick spin (less than 5000xg) to concentrate the liquid at the bottom. 5. Store the suspended plasmid at -20°C. The DNA is stable for at least one year from date of shipping when stored at -20°C.
RefSeq:	NM_029821.3
RefSeq Size:	677 bp
RefSeq ORF:	357 bp

This product is to be used for laboratory only. Not for diagnostic or therapeutic use.
©2024 OriGene Technologies, Inc., 9620 Medical Center Drive, Ste 200, Rockville, MD 20850, US

Locus ID:	76974
UniProt ID:	Q9CRB3
Cytogenetics:	7 F4
Gene Summary:	Catalyzes the hydrolysis of 5-hydroxyisourate (HIU) to 2-oxo-4-hydroxy-4-carboxy-5-ureidoimidazoline (OHCU).[UniProtKB/Swiss-Prot Function]

Product images:

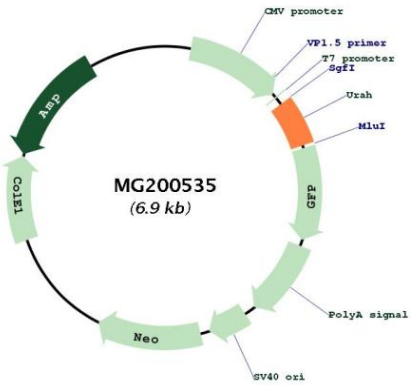

Circular map for MG200535

This product is to be used for laboratory only. Not for diagnostic or therapeutic use.
©2024 OriGene Technologies, Inc., 9620 Medical Center Drive, Ste 200, Rockville, MD 20850, US