

Product datasheet for **MG200396**

0610038D11Rik (BC019418) Mouse Tagged ORF Clone

Product data:

Product Type: Expression Plasmids
Product Name: 0610038D11Rik (BC019418) Mouse Tagged ORF Clone
Tag: TurboGFP
Symbol: 0610038D11Rik
Synonyms: 0610038D11Rik; Trm112p
Mammalian Cell Selection: Neomycin
Vector: pCMV6-AC-GFP (PS100010)
E. coli Selection: Ampicillin (100 ug/mL)
ORF Nucleotide Sequence: >MG200396 representing BC019418
 Red=Cloning site Blue=ORF Green=Tags(s)

TTTTGTAATACGACTCACTATAGGGCGGCCGGAATTCGTCGACTGGATCCGGTACCGAGGAGATCTGCC
 GCC**CGATCGCC**

ATGAAACTGCTCACCCACAATCTCCTAAGCTCCCATGTGCGGGCGTGGGCACGCGTGGCTTCCCCTGC
 GCCTGCAGGCCACTGAGGTCCGCATCAACCCCGTGGAGTTCAACCCGGAGTTCGTGGCGCGGATGATCCC
 CAAAGTGGAGTGGCGGGCGCTTGTGCAGGCAGCGGACACCTTAACTTGGCCGAGGTACCCAAAGAGCCG
 ACTGAAGGCTATGAGCACGACGACATTTTTGAGGAAGATGCACCACGTGTTGCTTGGGTGAGAATCC
 TTGGGCATCGCCTGCCAGACCTCCCACTGAGGCTACCGGTGCT

AG**CGGACCG**ACGCGTACGCGGCCGCTCGAG - GFP Tag - GTTTAA

Protein Sequence: >MG200396 representing BC019418
 Red=Cloning site Green=Tags(s)
 MKLLTHNLLSSHVRGVGTRGFPLRLQATEVRINPVEFNPEFVARMIPKVEWAALVQAADTLNLAIEVPKEP
 TEGYEHDETFLRKMHHVLLLEVRILGHRLPRPTEATGA

SGP**TRRRLE** - GFP Tag - V

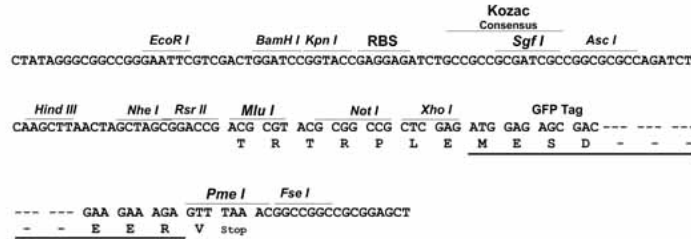
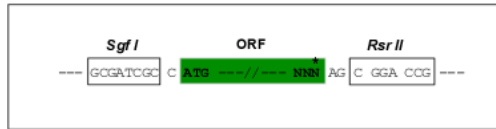
Restriction Sites: Sgfl-RsrII



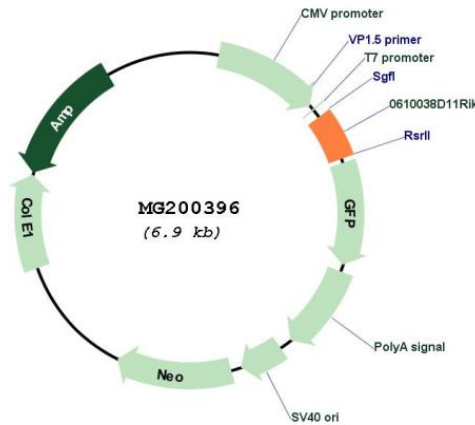
[View online »](#)

Cloning Scheme:

Cloning sites used for ORF Shuttling:



Plasmid Map:



ACCN: BC019418

ORF Size: 326 bp

OTI Disclaimer: The molecular sequence of this clone aligns with the gene accession number as a point of reference only. However, individual transcript sequences of the same gene can differ through naturally occurring variations (e.g. polymorphisms), each with its own valid existence. This clone is substantially in agreement with the reference, but a complete review of all prevailing variants is recommended prior to use. [More info](#)

OTI Annotation:	This clone was engineered to express the complete ORF with an expression tag. Expression varies depending on the nature of the gene.
Components:	The ORF clone is ion-exchange column purified and shipped in a 2D barcoded Matrix tube containing 10ug of transfection-ready, dried plasmid DNA (reconstitute with 100 ul of water).
Reconstitution Method:	<ol style="list-style-type: none">1. Centrifuge at 5,000xg for 5min.2. Carefully open the tube and add 100ul of sterile water to dissolve the DNA.3. Close the tube and incubate for 10 minutes at room temperature.4. Briefly vortex the tube and then do a quick spin (less than 5000xg) to concentrate the liquid at the bottom.5. Store the suspended plasmid at -20°C. The DNA is stable for at least one year from date of shipping when stored at -20°C.
RefSeq:	<u>BC019418</u> , <u>AAH19418</u>
RefSeq Size:	654 bp
RefSeq ORF:	326 bp
Locus ID:	67674
Cytogenetics:	19 A
Gene Summary:	Acts as an activator of both rRNA/tRNA and protein methyltransferases (PubMed:26797129). Together with methyltransferase BUD23, methylates the N(7) position of a guanine in 18S rRNA (By similarity). The heterodimer with HEMK2/N6AMT1 catalyzes N5-methylation of ETF1 on 'Gln-185', using S-adenosyl L-methionine as methyl donor (PubMed:20606008, PubMed:26797129). The heterodimer with ALKBH8 catalyzes the methylation of 5-carboxymethyl uridine to 5-methylcarboxymethyl uridine at the wobble position of the anticodon loop in target tRNA species (By similarity). Involved in the pre-rRNA processing steps leading to small-subunit rRNA production (By similarity).[UniProtKB/Swiss-Prot Function]