

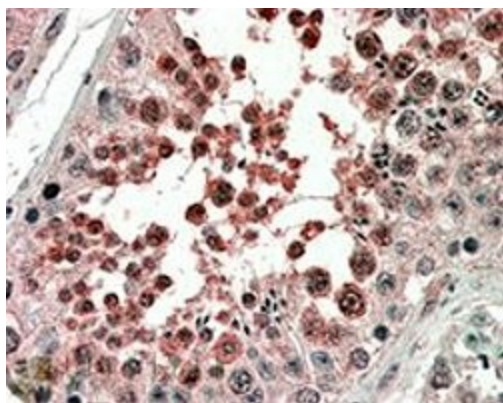
Product datasheet for **GT41003-100**

Activin Receptor Type IA (ACVR1) (C-term) Goat Polyclonal Antibody

Product data:

Product Type:	Primary Antibodies
Applications:	ELISA, IHC, WB
Reactivity:	Human
Host:	Goat
Isotype:	IgG
Clonality:	Polyclonal
Formulation:	State: Aff - Purified
Gene Name:	activin A receptor type 1
Database Link:	Entrez Gene 90 Human
Synonyms:	Activin receptor type IA, ACVRLK2, ALK2, SKR1, ACRV1A


Product images:



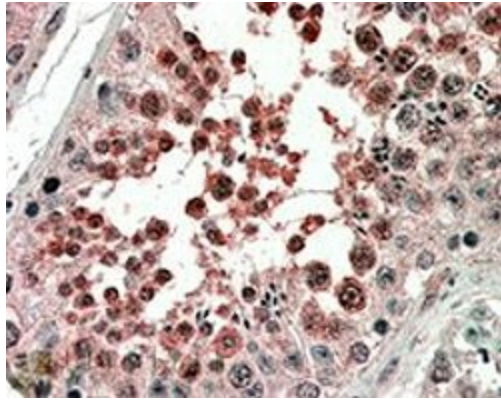
staining of Activin RIA (dilution: 4 ug/ml) staining of paraffin embedded Human Testis. Steamed antigen retrieval with citrate buffer pH 6, AP-staining.




[View online »](#)



Activin RIA (dilution: 0.3ug/ml) staining of Human Umbilical Cord lysate (35ug protein in RIPA buffer). Primary incubation was 1 hour. Detected by chemiluminescence.



staining of Activin RIA (dilution: 4 ug/ml) staining of paraffin embedded Human Testis. Steamed antigen retrieval with citrate buffer pH 6, AP-staining.



Activin RIA (dilution: 0.3ug/ml) staining of Human Umbilical Cord lysate (35ug protein in RIPA buffer). Primary incubation was 1 hour. Detected by chemiluminescence.