

Product datasheet for **DDX9021P-100**

CD49b (ITGA2) Human Monoclonal Antibody [Clone ID: F2H11]

Product data:

Product Type:	Primary Antibodies
Clone Name:	F2H11
Applications:	ELISA, FC, IF
Recommended Dilution:	Platelet phenotyping by flow cytometry, IF, ELISA, platelet aggregation studies.
	Usage recommendation:
	*This monoclonal antibody may be used between 5-25µg/ml.
	*Optimal dilution should be determined by each laboratory for each application.
	*Coupled antibody: to maintain RT before use.
Reactivity:	Human
Host:	Human
Isotype:	IgG1
Clonality:	Monoclonal
Immunogen:	CD40 activated and EBV immortalized human B lymphocytes.
Specificity:	HPA5b (does not bind to HPA5a differing by a single amino acid).
Formulation:	100 µg in 200 µl / 50 µg in 100 µl Tris-NaCl pH 8 State: Purified
Concentration:	lot specific
Purification:	QMA Hyper D ion exchange chromatography
Storage:	-20°C. KEEP CONTENTS STERILE: no preservative. Purified antibodies: avoid repeated freeze/thaw cycles. Coupled antibodies: glycerol protects from freezing.
Gene Name:	integrin subunit alpha 2
Database Link:	Entrez Gene 3673 Human



[View online »](#)

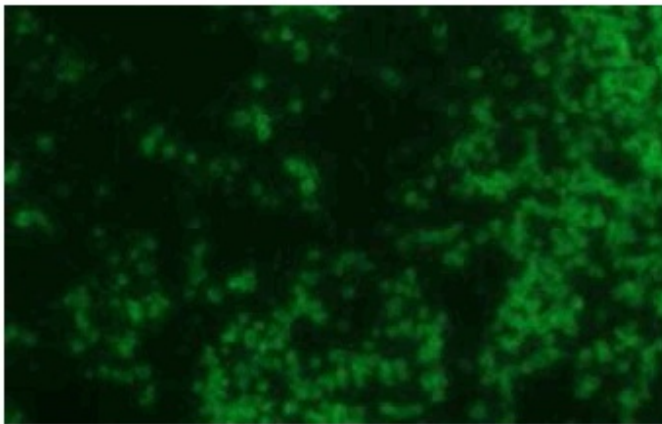
Background:

Neonatal Alloimmune Thrombocytopenia (NAIT) is the commonest cause of severe isolated thrombocytopenia in the foetus and newborn. In Caucasians, 97% of NAIT are caused by HPA-1a or HPA- 5b alloantibodies. By combining CD40 activation and Epstein-Barr virus transformation of B cells isolated from a woman with high titre of anti -HPA-5b alloantibodies. F2H11 human monoclonal antibody is highly specific (does not bind to HPA5a) , and allows a rapid and accurate phenotyping of pregnant women as well as selection of blood donors. (*Mérieux Y, Rigal D, Pin JJ, XVIIth Regional Congress, International Society of Blood Transfusion, Madrid 2007 ; Guillot-Chene P, Lebecque S, Rigal D, Annales Pharmaceutiques Françaises, 06/2009, 67 (3) 182-6).*

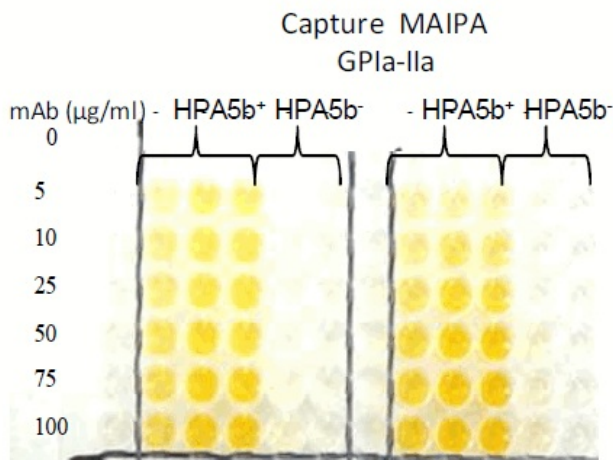
Synonyms:

human platelet antigen 5b

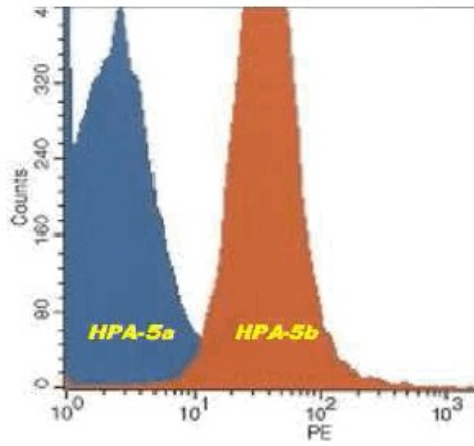
Product images:



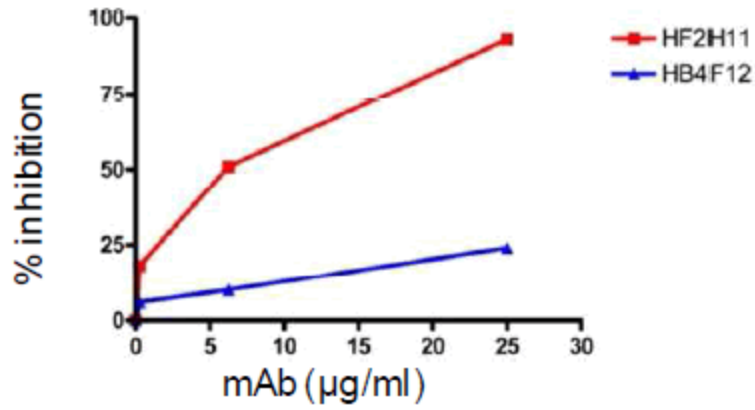
IF staining of HPA5b+ platelets with **F2H11**



ELISA detection of HPA5b+ platelets (formerly genotyped by SSP-PCR) with **F2H11**



FACS staining of HPA5+ platelets with **F2H11**



Inhibition of collagen-induced platelet aggregation by **F2H11** and **B4F12**