

## Product datasheet for **CR565918**

### Tissue Total RNA, Lung: right upper lobe

#### Product data:

Product Type:	Total RNA
Disease State:	Cancer
Diagnosis Category:	Lung Cancer
Tissue:	Lung
Frozen Sample ID:	FR5B33B9BA
Case ID:	CI0000009941
Prep:	2
Vial ID:	RN000027BC
Tissue of Origin:	Lung: right upper lobe
Site of Finding:	Lung: left upper lobe
Appearance:	Tumor
Sample Diagnosis (from Pathology Verification):	Carcinoma of lung, non-small cell, metastatic
Normal:	0%
Lesional:	0%
Tumor:	60%
Tumor Hypo/Acellular Stroma:	0%
Tumor Hypercellular Stroma:	0%
Necrosis:	40%
Pathology Verification notes from H&E review:	Classification of this tumor in the left lung as metastatic is based on the patient's previously resected right lung tumor exhibiting same morphology
Bioanalyzer Ratio (28S/18S):	1.61



[View online »](#)

**CASE Diagnosis (from medical center path report):** Carcinoma of lung, non-small cell, metastatic

**Age:** 51

**Gender:** Male

**Race:** White or Caucasian

**Tumor Grade:** AJCC G3: Poorly differentiated

**Minimum Stage Grouping:** IV

**T (Extent of Primary Tumor):** T2

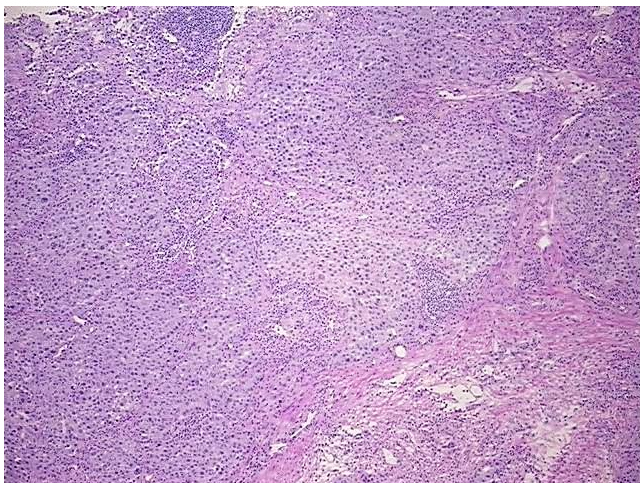
**N (Lymph node metastasis):** NX

**M (Distant metastasis):** M1

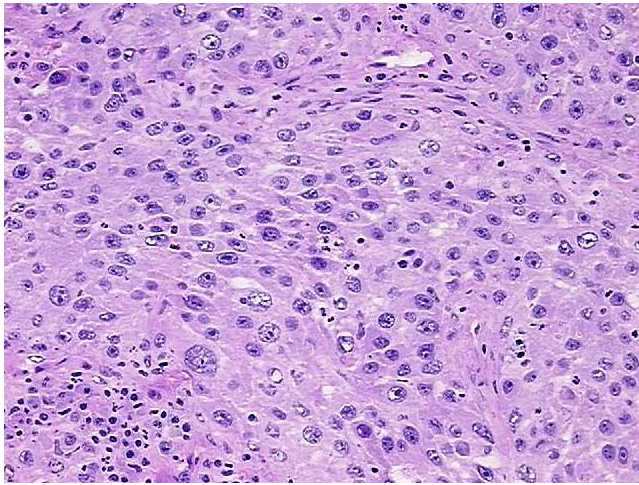
**Storage:** Store tissue total RNA at -80°C.

**Stability:** These products are stable for one year from date of shipping when stored at -80°C without repeated freeze/thaws.

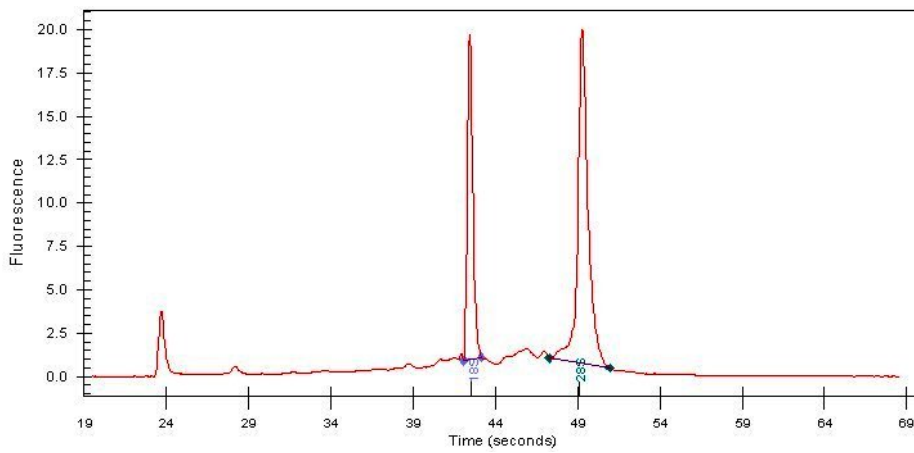
### Product images:



4x Image



20x Image



RNA Electropherogram Image



RNA RT-PCR Image