

Product datasheet for CR562907

Tissue Total RNA, Colon: right

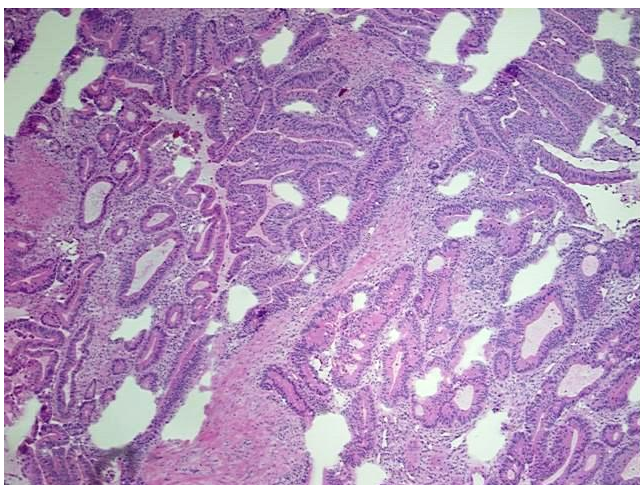
Product data:

| | |
|---|-------------------------|
| Product Type: | Total RNA |
| Disease State: | Cancer |
| Diagnosis Category: | Colorectal Cancer |
| Tissue: | Colon |
| Frozen Sample ID: | FR00001403 |
| Case ID: | CU0000000555 |
| Prep: | 2 |
| Vial ID: | RN000000D9 |
| Tissue of Origin: | Colon: right |
| Site of Finding: | Colon: right |
| Appearance: | Tumor |
| Sample Diagnosis (from Pathology Verification): | Adenocarcinoma of colon |
| Normal: | 0% |
| Lesional: | 0% |
| Tumor: | 80% |
| Tumor Hypo/Acellular Stroma: | 15% |
| Tumor Hypercellular Stroma: | 0% |
| Necrosis: | 5% |
| Bioanalyzer Ratio (28S/18S): | 1.34 |
| CASE Diagnosis (from medical center path report): | Adenocarcinoma of colon |
| Age: | 86 |

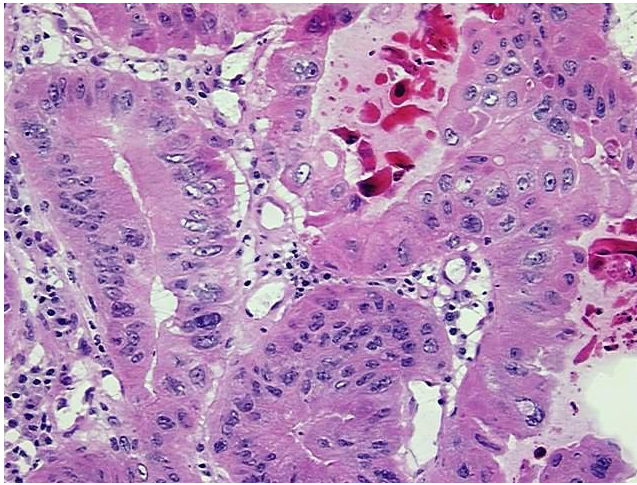


[View online »](#)

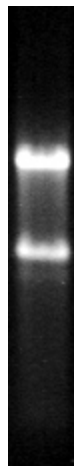
| | |
|------------------------------|--|
| Gender: | Male |
| Tumor Grade: | AJCC G2: Moderately differentiated |
| Minimum Stage Grouping: | III |
| T (Extent of Primary Tumor): | T4 |
| N (Lymph node metastasis): | N1 |
| M (Distant metastasis): | MX |
| Storage: | Store tissue total RNA at -80°C. |
| Stability: | These products are stable for one year from date of shipping when stored at -80°C without repeated freeze/thaws. |

Product images:

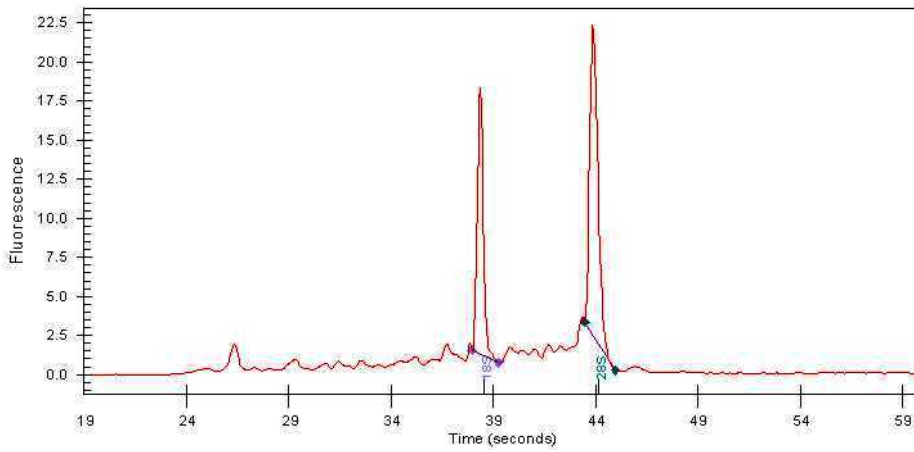
4x Image



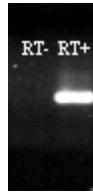
20x Image



RNA Gel Image



RNA Electropherogram Image



RNA RT-PCR Image